

Albany County

The Big Picture



Jay Gould, District Engineer

Tim McGary, District 1 Maintenance Engineer

Pat Persson, District 1 Construction Engineer

June 15, 2010



Our Goals Today

Transportation Information Exchange

WYDOT will share its transportation plans for the next seven years with local governing bodies and they, in turn, will share their upcoming project plans with WYDOT.





Transportation Revenues **Statewide**

Total Anticipated Revenue for 2010

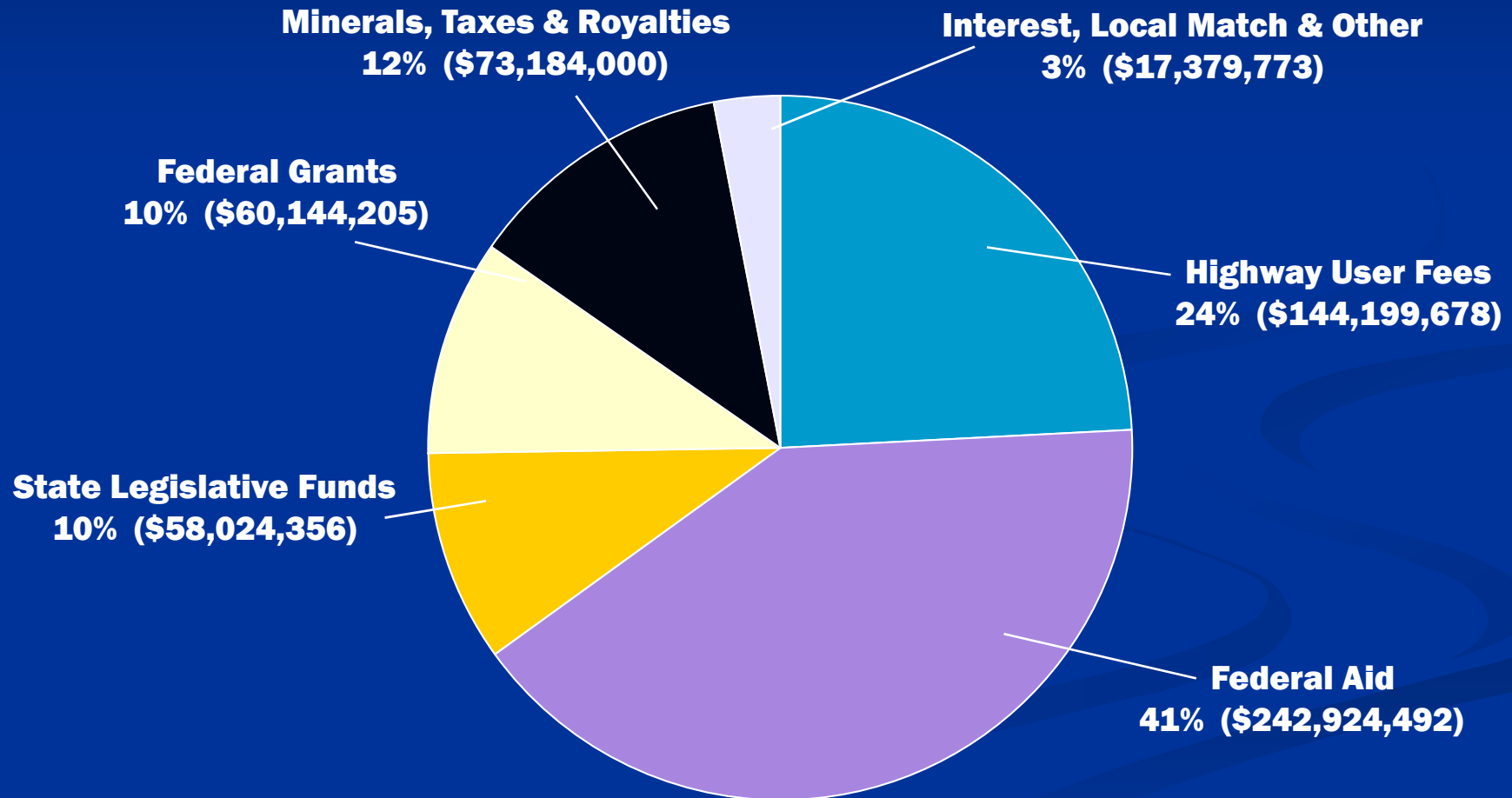
\$595,856,504





Transportation Revenues **Statewide**

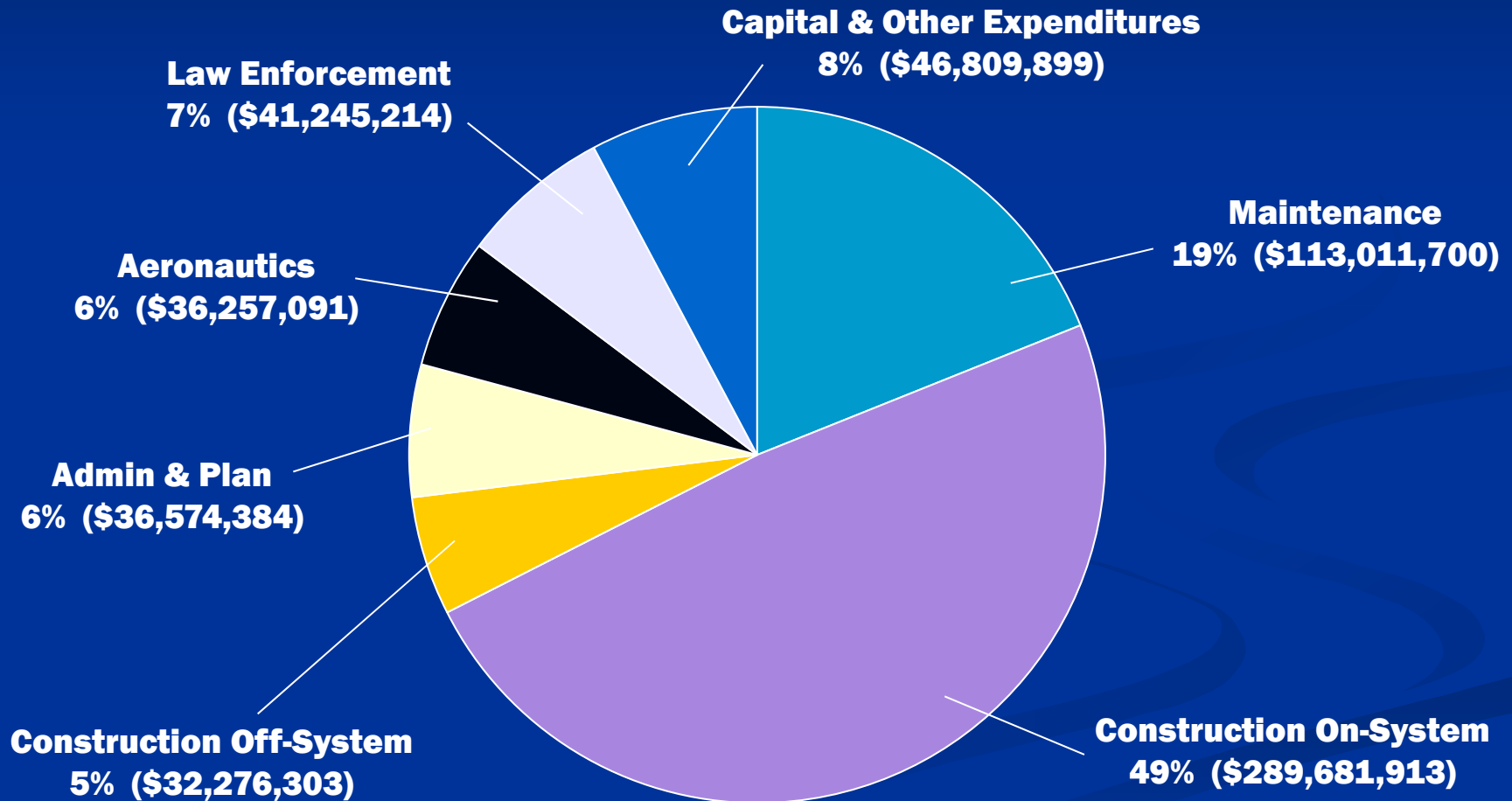
Anticipated for 2010





Transportation Expenditures **Statewide**

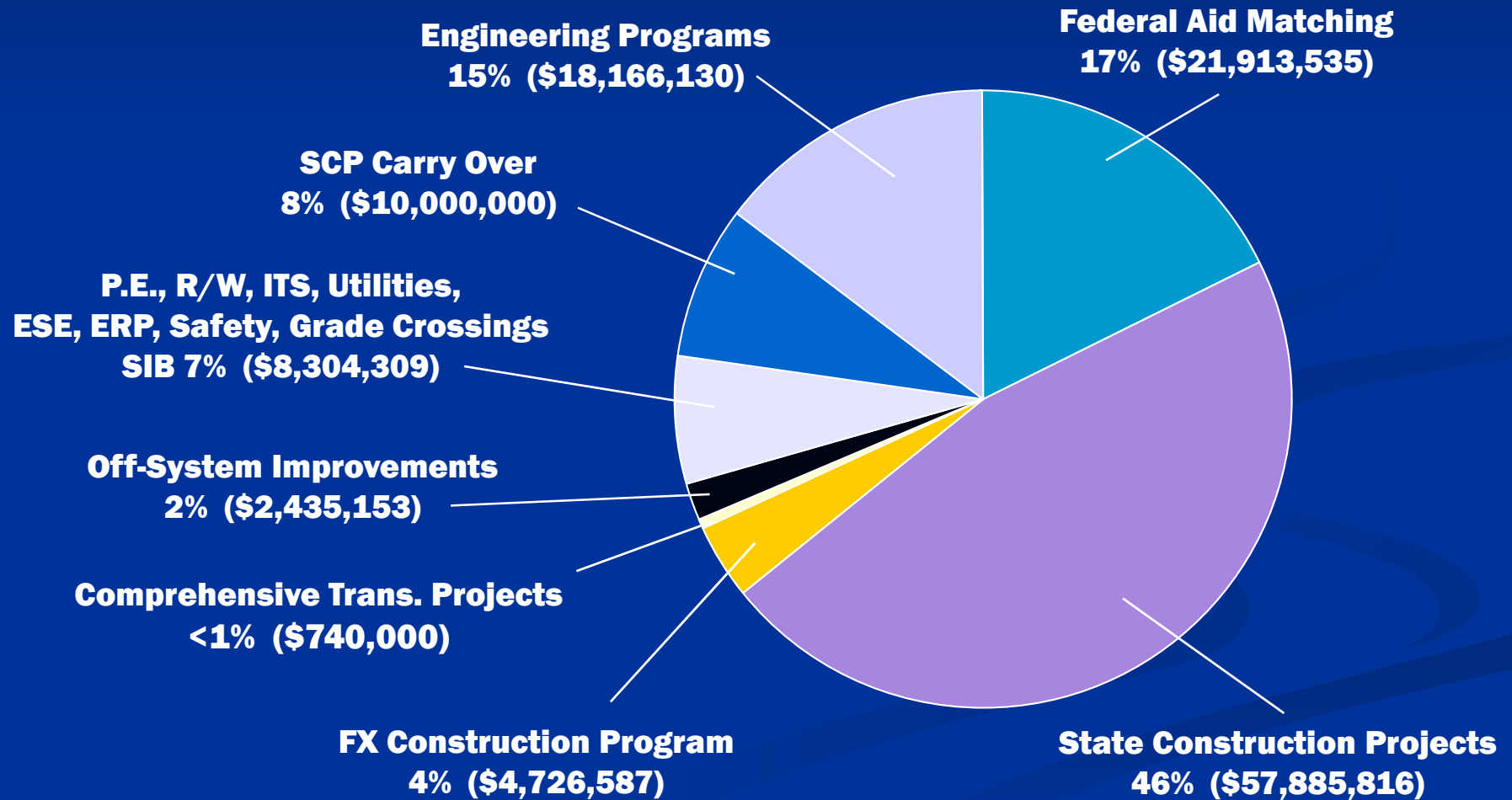
Anticipated for 2010





State Funded Programs

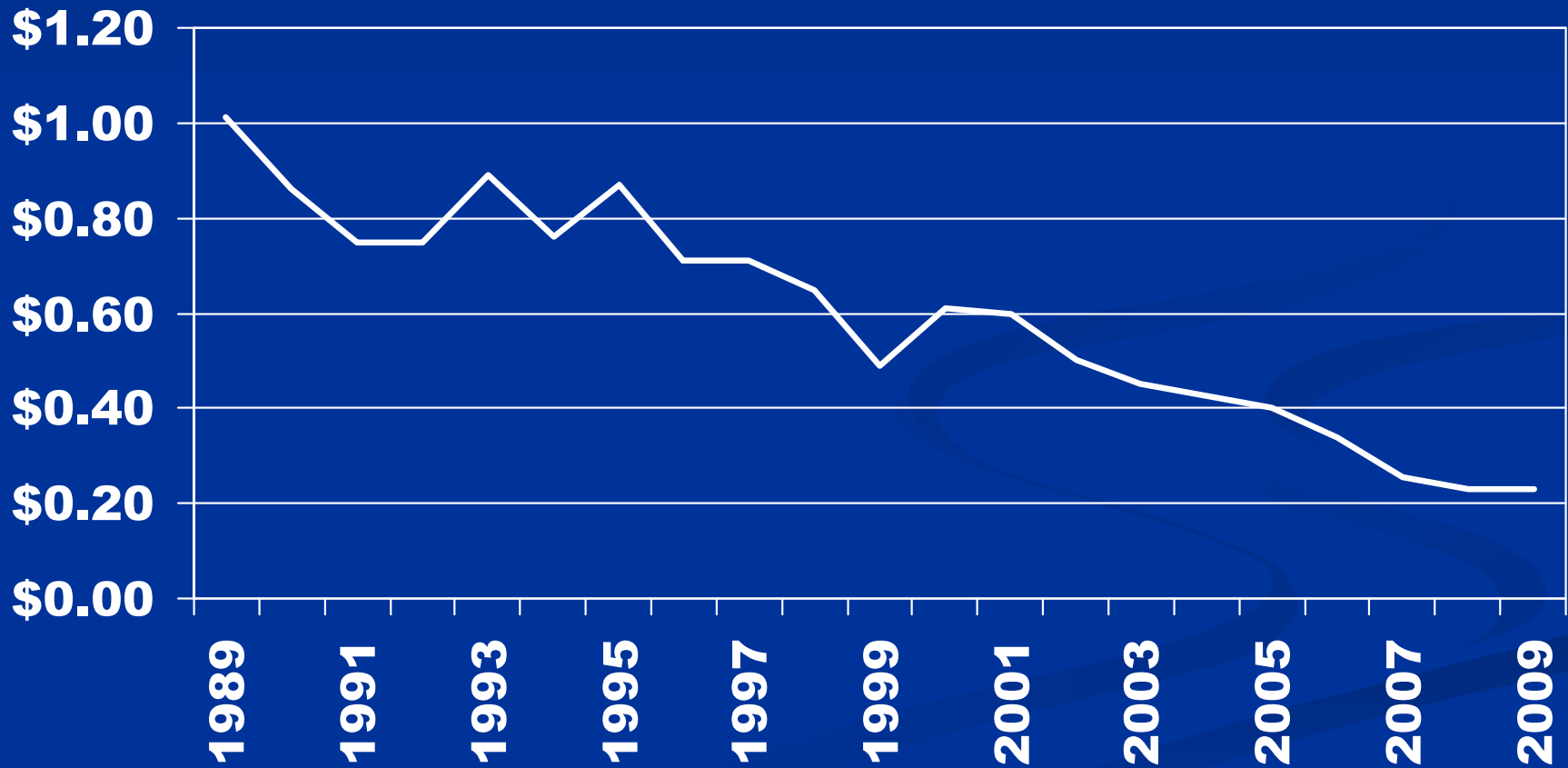
\$124.17 million for Fiscal Year 2010 (does not include maintenance)





DOT Inflation Pressure Statewide

Purchasing Power of a Construction Dollar





Other Cost Factors **Statewide**

- Maintaining traveler mobility adds up to 20% to project costs
- Environmental documents, i.e. EIS & EA
- Wetlands mitigation
- Endangered species studies & mitigation
- Historic sites studies & mitigation
- Hazmat site clean-ups

- **All impact the districts' annual budget**





Construction Costs **Statewide**

Measured Per Center Line Mile

2-lane resurface: **\$0.70 - \$1.25 million**

4-lane resurface: **\$1.30 - \$2.75 million**

2-lane asphalt reconstruction: **\$1.25 - \$2.75 million**

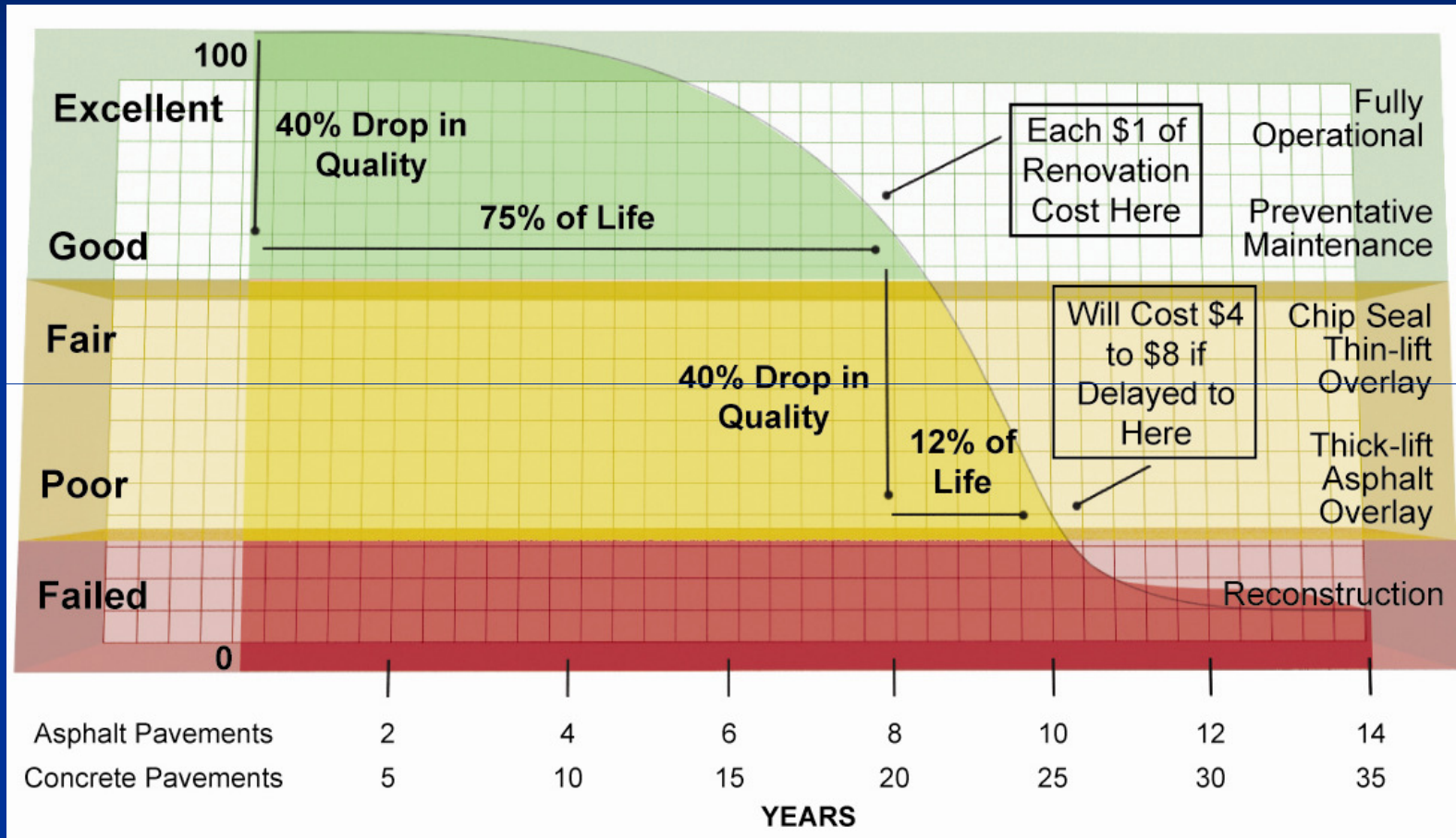
4-lane asphalt reconstruction: **\$2.50 - \$4.00 million**

4-lane concrete reconstruction: **\$4.00 - \$5.25 million**





Road Deterioration vs. Time Statewide



For every dollar NOT spent on timely preventive maintenance, construction costs increase by four to eight dollars.



The STIP Realities

State Transportation Improvement Program

Design phase activities (0-5 years before construction)

- Detailed Design Preliminary Engineering
 - Complete Environmental Impact Studies
 - Conduct Surveying
 - Conduct Public Involvement
 - Evaluate Design Alternatives
 - Address Utility Conflicts
 - Issue Final Design Plans
 - Secure Needed Right-of-Way
 - Conduct Contract Letting

(year 5)



(year 0)



Funding WYDOT District 1

District 1 primarily consists of 3 counties:

Albany, Carbon and Laramie.

In 2009, District 1 received roughly **\$115** million to repair and maintain 1,300 highway miles.

This year, District 1 will receive approximately **\$44** million.

In 2011, District 1 is expected to receive approximately **\$41** million.





Emerging Projects Laramie County

24 projects are planned in the next six years.

Resident Engineers

Scott Taylor 745-2137




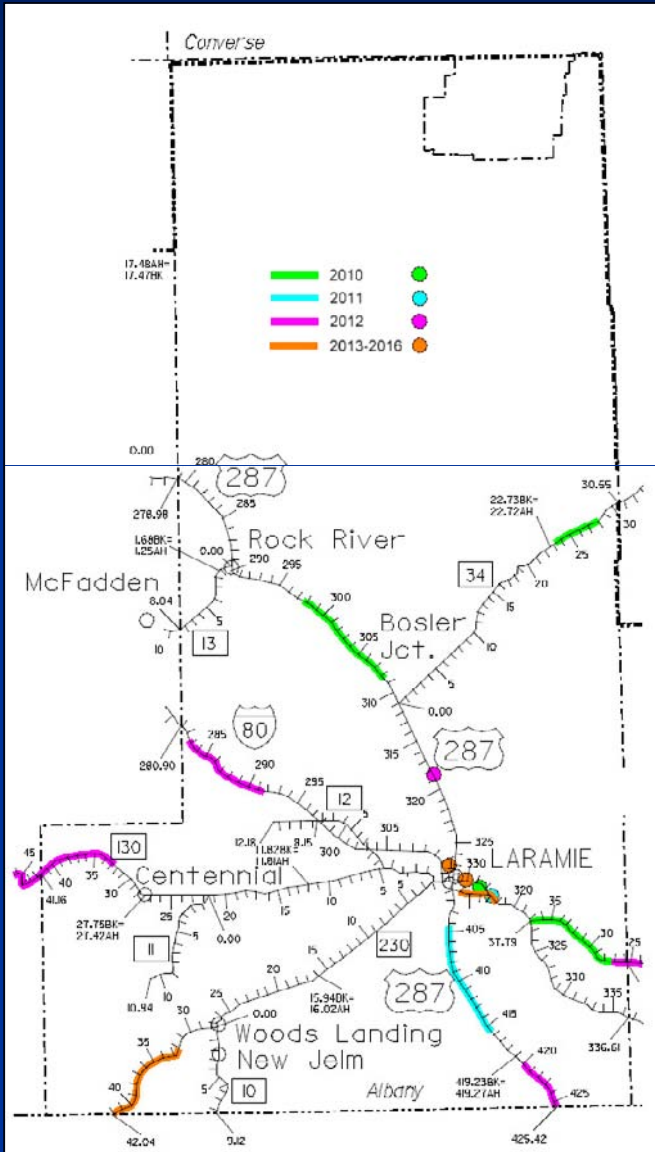
Steve Cook 745-2115





Emerging Projects Albany County

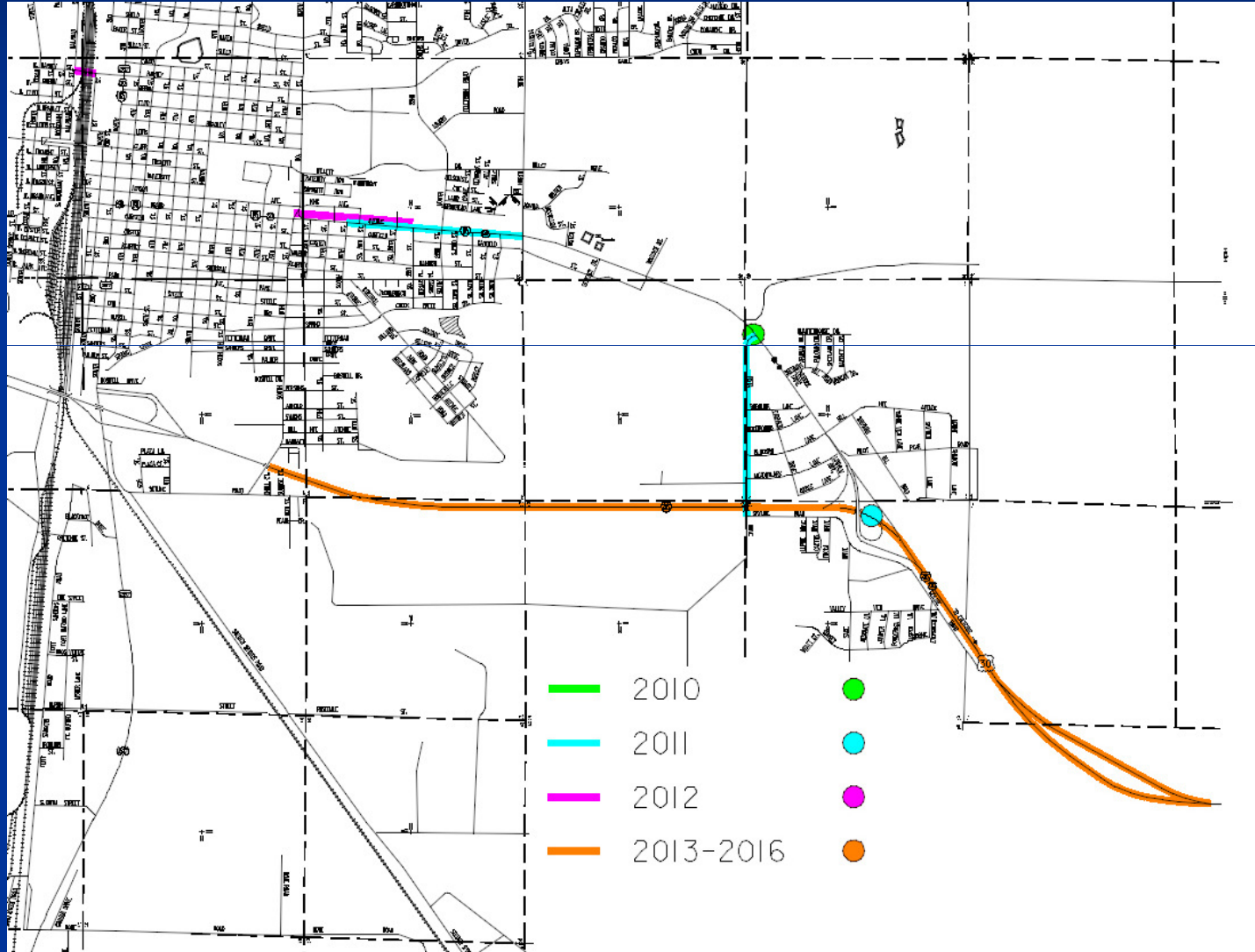
2010 to 2016 STIP





Emerging Projects City of Laramie

2010 to 2016 STIP





Emerging Projects **FY 2010** Albany County

US 287 Tie Siding Reconstruction mp 416-420 \$10 million





Emerging Projects **FY 2010** Albany County

US 287 Overlay mp 404-416 \$3.4 million





Emerging Projects **FY 2010** Albany County

I-80 Quealy Dome Westbound Lane Overlay mp 283-291 **\$6.9 Million**





Emerging Projects **FY 2010** Albany County

I-80 Telephone Canyon Nova Chip mp 319-324 {STIM} \$2.0 million





Emerging Projects **FY 2010** Albany County

District-wide chip seal projects {STIM} \$3.6 million

Approx 17 miles in Albany County

WYO 230, mp 27-32

WYO 34, mp 0-11





Emerging Projects **FY 2010** Albany County

I-80 Snow Fence Replacement between mp 267 and 291 {STIM} \$4.3 million





Emerging Projects **FY 2010** Albany County

Laramie Grand Ave & Vista Dr New Traffic Signal \$0.15 Million





Emerging Projects **FY 2011** Albany County

Laramie Vista Drive Reconstruction 0.6 miles **\$1.8 million**





Emerging Projects **FY 2011** Albany County

Laramie Grand Ave 21st to 30th mill and overlay **\$2.5 million**





Emerging Projects **FY 2011** Albany County

Laramie Grand Ave indented parking at Newman Center **\$0.1 million**





Emerging Projects **FY 2011** Albany County

WYO 34 Sybille Canyon Reconstruction mp 23-28 **\$12 million**





Emerging Projects **FY 2011** Albany County

US 30 EBL Rock River to Bosler Overlay mp 292-308 {SL} \$3.4 million





Emerging Projects **FY 2011** Albany County

Happy Jack Road Overlay mp 27-38 {SL} \$2.8 million





Emerging Projects **FY 2011** Albany County

I-80 Variable Speed Limit Signs between mp 316 and 336 **\$1.5 Million**





Emerging Projects **FY 2011** Albany County

I-80 Grand Ave Interchange Lighting Upgrade **\$0.2 Million**





Emerging Projects **FY 2011** Albany County

I-80 Telephone Canyon Environmental Impact Study **\$0.05 Million**





Emerging Projects **FY 2012** Albany County

Overlay on US 30 at the approach to the Pete Lien Quarry **\$2.4 million**





Emerging Projects **FY 2012** Albany County

Laramie Grand Ave and 30th Reconstruction **\$1.2 million**





Emerging Projects **FY 2013** Albany County

Harney Street UPRR Viaduct Replacement **\$10 million**





Emerging Projects **FY 2013** Albany County

WYO 210 Curt Gowdy Section Widen and Overlay mp 20-27 **\$11.4 million**





Emerging Projects **FY 2014** Albany County

Harney Street West Side Viaduct Connector Roadway **\$5.0 million**





Emerging Projects **FY 2014** Albany County

US 287 Laramie South new construction divided section mp 420-425 \$15.8 million





Emerging Projects **FY 2014** Albany County

Laramie Grand Ave 15th to 21st Reconstruction **\$4.9 million**





Emerging Projects **FY 2015** Albany County

I-80 Quealy Dome Eastbound Lane Overlay mp 283-292 **\$9.4 million**





Emerging Projects **FY 2015** Albany County

WYO 130 Overlay mp 34-47 **\$9.0 million**





Available On-System Funds

Transportation Enhancement Activities (TEAS)

- Also known as On-System Enhancements.
- 10 percent local match. Includes restoration of historic facilities, bike paths, landscaping.

Context Sensitive Amenities

- Landscaping, bridge aesthetics, patterned/colored concrete.
- Urban areas approved by district, determined and agreed upon at reconnaissance meeting.
- Communities take on maintenance responsibilities.



Available Off-System Funds

Commission Road Improvement Program (CRIP)

- At least 15 percent local match. Reviewed and determined by WYDOT Commission.

Bridge Replacement Off-System (BROS)

- 9.5 percent match.

Industrial Road Program (IRP)

- 50 percent match.

Safe Routes to School Program

- 100 percent federal funding with no local match required.





Available Off-System Funds

Surface Transportation Program (STP-Urban)

- Population over 5,000 and 10 percent local match.

Surface Transportation Program: Rail (STP-R)

Transportation Enhancement Activities (TEAL)

- Off-System enhancements.
- 20 percent local match. Apply to Citizen Advisory Committee by June 30 of each year.

Cooperative Agreements (ARS)

- 100 percent local funds but work performed by WYDOT.
- Combining with larger WYDOT projects to help communities save money.



District 1 Contacts

Local Government Coordinator

Richard Douglass

5300 Bishop Blvd.

Cheyenne WY 82009-3340

307-777-4384

Richard.Douglass@dot.state.wy.us





District 1 Contacts

WYDOT District 1

3411 South 3rd Street
Laramie, WY 82070
(307) 745-2100

District Engineer: Jay Gould



District Maintenance Engineer: Tim McGary



District Construction Engineer: Pat Persson



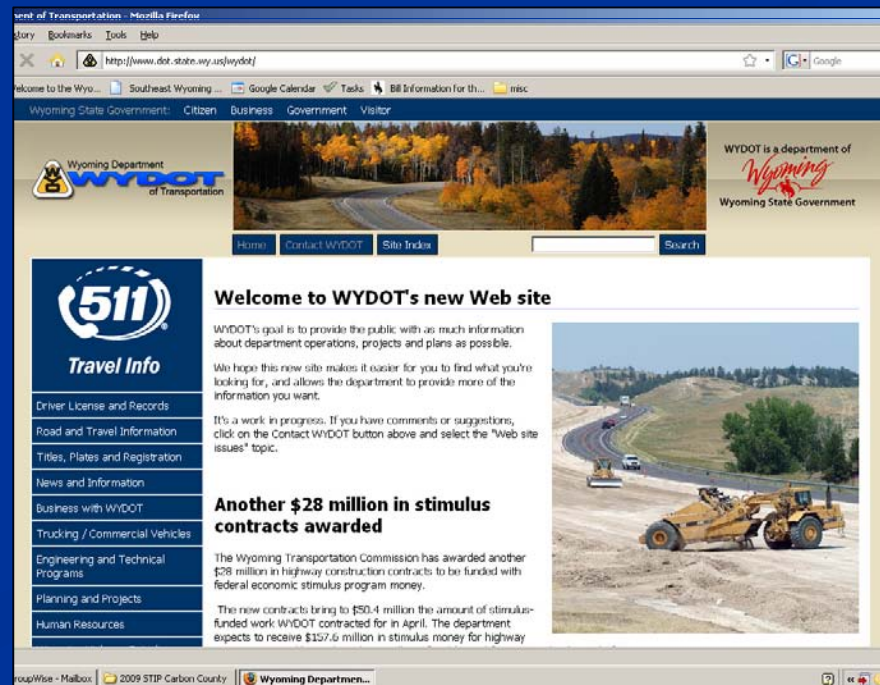


New and Improved! www.dot.state.wy.us

Please remember to visit our website where this STIP presentation is available as a pdf file at:

www.dot.state.wy.us/wydot/news_info/district_news_info/district_1/district1stipdocuments

And more info on Wyoming Connects at: www.wyoconnects.com





Emerging Projects Albany County

FY 2010

US 287 Tie Siding Reconstruction mp 416-420	\$ 10.0	Million
US 287 Overlay mp 404-416	3.4	
I-80 Quealy Dome Westbound Lane Overlay mp 283-291	6.9	
{ STIM } I-80 Telephone Canyon Nova Chip mp 319-324	2.0	
{ STIM } Area Chip Seal Projects	3.6	
{ STIM } I-80 Snow Fence replacement between mp 267 and 291	4.3	
Laramie Grand Ave & Vista Drive New Traffic Signal	0.15	

FY 2011

Laramie Vista Drive Reconstruction	\$ 1.8	Million
Laramie Grand Ave 21st to 30th mill and overlay	2.5	
Laramie Grand Ave indented parking at Newman Center	0.1	
WYO 34 Sybille Canyon Reconstruction mp 23-28	12.0	
{ SL } US 30 EBL Rock River to Bosler Overlay mp 292-308	3.4	
{ SL } Happy Jack Road Overlay mp 27-38	2.8	
I-80 Variable Speed Limit Signs between mp 316 and 336	1.5	
I-80 Grand Ave Interchange Lighting Upgrade	0.2	
I-80 Telephone Canyon Environmental Impact Study	0.05	



Emerging Projects Albany County

FY 2012

US 30 Overlay at approach to the Pete Lien Quarry	\$ 2.4 Million
Laramie Grand Ave & 30 th St intersection reconstruction	1.2

FY 2013

Harney Street UPRR Viaduct Replacement	\$ 10.0 Million
WYO 210 Curt Gowdy Section Widen & Overlay mp 20-27	11.4

FY 2014

Harney Street West Side Viaduct Connector Roadway	\$ 5.0 Million
US 287 Laramie South new construction divided section mp 420-425	15.8
Laramie Grand Ave 15 th to 21 st reconstruction	4.9

FY 2015

I-80 Quealy Dome EBL Overlay mp 283-292	\$ 9.4 Million
WYO 130 overlay mp 34-47	9.0