


Executive Summary

2014

ALCOHOL and CRIME in WYOMING



**Wyoming Association of Sheriffs
and Chiefs of Police**

Alcohol and Crime in Wyoming - 2014



INTRODUCTION

The Wyoming Association of Sheriffs and Chiefs of Police has been collecting substance-related data from all persons booked into county detention facilities in Wyoming since 2005. The data-collection process has been refined since that initial effort and has now been institutionalized as a part of the book-in process year-round for custodial arrests in all twenty-three counties in Wyoming.

Although it had long been suspected that alcohol was a factor in a large number of custodial arrests in Wyoming, reliable data had not been available previously to more accurately determine the scope and impact of alcohol on crime in this state. A sufficient amount of alcohol, as well as other substance-related arrest data has been collected during the past ten years which can now be analyzed for the purpose of identifying trends relative to alcohol, as well as other drug abuse involvement in crime in Wyoming. Consistent patterns of alcohol involvement for certain crimes are now more evident and the frequency of occurrence more predictable.

To date, information has been collected from a total of 154,225 persons who were arrested and subsequently detained in a detention facility in Wyoming. Specific information collected during the book-in process includes the following:

- Type of offense
- Whether alcohol or drugs were involved
- Location of last consumption and point of sale
- Known blood alcohol content levels for alcohol related arrests; and
- Demographic information

The data collection and analysis has been an ongoing process and the report is being published annually on a calendar-year basis. The addition of this year's data allows for a five-year trends analysis – which is included in this report.

The Wyoming Association of Sheriffs and Chiefs of Police publish the results and analysis of the data-collection efforts each year in three separate reports. The main report provides statewide statistics and averages, along with comparisons of county statistics in specific categories. An accompanying supplemental report provides county, community and local law enforcement agency specific statistics. The third report is an Executive Summary which provides selected statistics, information and highlights from the main report. These reports can be accessed online on the following websites:

<http://wascop.com> and <http://jandaconsulting.com>



Alcohol and Crime in Wyoming - 2014



In an effort to assess the impact on public safety in Wyoming from Colorado's legalization of marijuana, the Association began collecting marijuana involved arrest data in March of this year.

The information collected from a total of 17,361 persons who were arrested and subsequently detained in a county detention facility in Wyoming during the previous year confirms what law enforcement officers who patrol the highways and who respond to calls for service in Wyoming already know from experience – alcohol is the contributing factor most often present in situations that result in someone going to jail.

EXECUTIVE SUMMARY

This Executive Summary highlights a few of the significant findings contained in this report. It focuses on issues that are of obvious concern or which may be of greater interest to the general public; however, a careful review of other relevant findings and statistics contained in the main body of this report is essential in order to gain a more complete perspective of the impact of alcohol on crime in Wyoming.



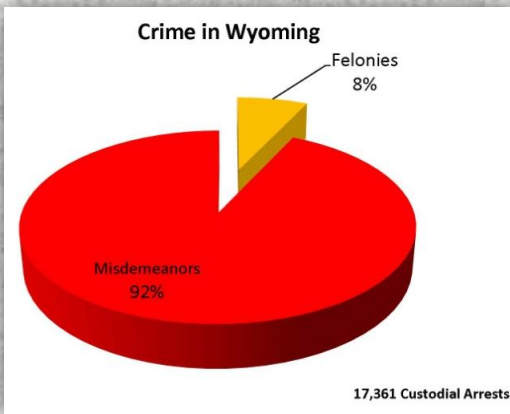
This report contains an analysis of substance-related arrest information collected in all twenty-three counties in Wyoming during a twelve-month time period (January 1, through December 31, 2014) by the Wyoming Association of Sheriffs and Chiefs of Police. Information was collected from a total of 13,361 persons who

were arrested and subsequently detained in a county detention facility. The substance-related arrest data contained in this report provides a statistical picture of the impact that substance abuse is having on crime in Wyoming.



The profile of the average person taken to jail in Wyoming continues to be relatively consistent with previous years. Eight out of ten times it was a male – average age 36 (last year's average was 33). Approximately 10% of the time it was an out-of-state visitor and 6% of the time it was an in-state visitor. Juvenile arrests that resulted in detention in a county detention facility accounted for less than 1% of the total custodial arrests.

Alcohol and Crime in Wyoming - 2014



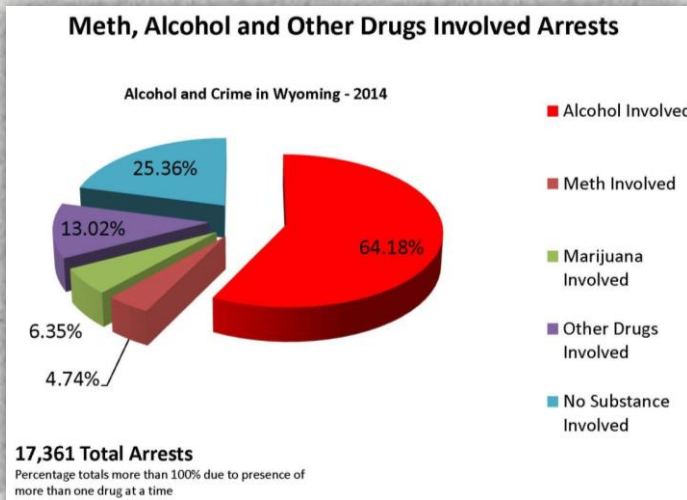
A review of the data collected from persons arrested and subsequently taken to jail indicates that Wyoming continues to be relatively safe from what is generally considered to be “serious” crime. The number of persons who are arrested for felonies are relatively low when compared to the number of persons arrested for minor crimes (misdemeanors). *Felony arrests accounted for 8% of the total arrests statewide.*

Although Wyoming is relatively “safe” from what is generally considered to be serious crime (felonies), the high percentage of alcohol-involved arrests, the inordinate number of arrests for public intoxication and

driving under the influence, and the high levels of blood alcohol content for drivers arrested for being impaired represent a real and significant threat to public safety.

DRUG INVOLVED-ARRESTS ARE INCREASING: *A total of 17,361 persons were arrested statewide and taken to jail in 2013 and 75% of the time the arrest involved alcohol and/or other drugs. Alcohol-involved arrests decreased by 3 1/2% from 2013; however, drug-involved arrests increased 1 1/2% and meth-involved arrests increased more than 1%.*

Meth-involved arrests have doubled and drug-involved arrests have increased by 37% during the past two years. Nine to ten months of data collected this year indicate that 6.35% of all arrests this year involved marijuana.



Alcohol and Crime in Wyoming - 2014

Substance-Involved Arrests: Percentage of Total Arrests

Alcohol Involved	Meth Involved	Drug Involved	Public Intoxication	DUI
2010 72.03%	2010 2.53%	2010 9.98%	2010 16.99%	2010 35.83%
2011 70.14%	2011 2.21%	2011 9.60%	2011 18.72%	2011 32.06%
2012 72.12%	2012 2.42%	2012 9.52%	2012 18.78%	2012 32.89%
2013 67.69%	2013 3.44%	2013 11.49%	2013 16.67%	2013 29.60%
2014 64.18%	2014 4.74%	2014 13.02%	2014 17.18%	2014 28%

The level of alcohol involvement reported during the last ten years provides statistical evidence that alcohol is the drug that has the greatest impact on crime in Wyoming.

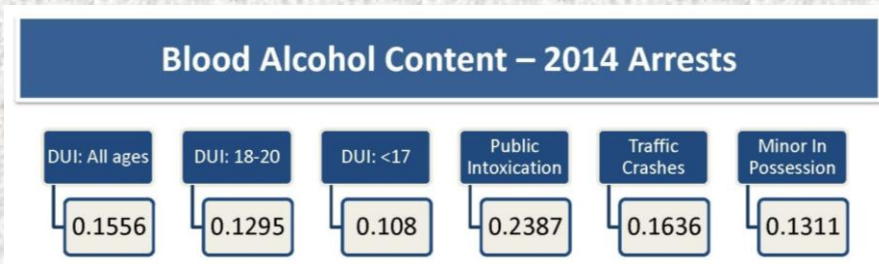
- Marijuana was involved in 6.35% of all custodial arrests (9-10 months of data)
- The average blood alcohol content for persons arrested for public intoxication was 0.2387.
- Driving under the influence arrests accounted for 28% of all arrests.
- The average reported blood alcohol content for DUI arrests statewide was 0.1556.¹
- 47% of persons arrested for DUI had a reported BAC level above 0.16 and 9% had a BAC of 0.24 or greater.
- The average reported BAC for 671 persons who were arrested for DUI after being involved in a traffic crash was 0.1636.
- The age group (in 5-year increments) with the highest percentage of DUI arrests was age 21-25 (20%), followed by age 26-30 (14%) and 31-35 (12%).

¹ In Wyoming, a person driving with a blood alcohol content of 0.08 is legally presumed to be impaired.

Alcohol and Crime in Wyoming - 2014

In order to grasp the significance of the blood alcohol content statistics listed below, it should be noted that a physically fit male who weighs 180 pounds would have to consume at least seven drinks in one hour in order to achieve a BAC of 0.15 – a female weighing 120 pounds would have to consume five drinks in one hour.

Please refer to the Alcohol Impairment Educational Guides for males and females in the Attachments Section of the main report for information about the level of impairment for other body weights and drinks consumed.



PUBLIC CONCERNS

The statistics contained in this report identify significant public safety issues which merit further discussion, analysis and action by local law enforcement, citizens and state/community leaders

The high percentage of alcohol involved arrests (64.18%), the inordinate number of arrests for public intoxication (3,501) and DUI (4,216) and the high levels of BAC recorded for these individuals (average BAC: 0.2387 for public intoxication and 0.1556 for DUI) appear to validate the concerns about alcohol abuse expressed by Wyoming residents in the most recent statewide public opinion survey².

Some excerpts from the survey that involved 4,798 Wyoming residents:

- 79.7% view alcohol abuse by Wyoming adults as a serious or somewhat serious problem
- When Wyoming residents were asked whether they would support a state law that would prohibit selling or serving alcohol to someone who is obviously intoxicated:
 - 64.3% strongly supported such a law
 - 17.9% somewhat supported such a law
- 84.5% of Wyoming residents believe that drinking and driving in their community is a serious or somewhat serious problem.

² Wyoming Alcohol Use Issues Survey, Wyoming Survey & Analysis Center, November 2012

Alcohol and Crime in Wyoming - 2014

SIGNIFICANT STATISTICS AND FINDINGS

The main report provides statewide statistics and averages, along with comparisons of county statistics in specific categories. In addition, there are ninety-six pages of data in a supplemental report that provides county, community and local law enforcement agency specific statistics.

Charts and graphs in the main report are helpful in identifying trends and provide a statistical picture of the circumstances which result in someone being arrested and taken to jail in Wyoming. The impact of substance abuse on crime statistics varies by county across the state. The supplemental report also includes a detailed analysis by county for comparison purposes. Listed below are a few of the noteworthy statewide averages and county specific alcohol-related statistics and findings from the Data/Statistics section of the main report.

➤ **Alcohol was a factor in 64.18% of the custodial arrests in Wyoming.**

- Counties with significantly higher statistics:
 - Teton – 87.74%
 - Big Horn – 78.41%
 - Fremont – 76.57%

➤ **Methamphetamine was involved in 4.74% of the arrests statewide.**

- Counties with significantly higher statistics:
 - Hot Springs – 14.56%
 - Campbell – 10.48%
 - Sweetwater – 7.92%

➤ **Marijuana was involved in 6.35% of the arrests statewide. (9-10 months of data)**

- Counties with significantly higher statistics:
 - Carbon – 15.89%
 - Niobrara – 14.55%
 - Sweetwater – 10.3%

➤ **“Other” drugs were involved in 13.02% of the reported arrests statewide.**

- Counties with significantly higher statistics:
 - Hot Springs – 28.16%
 - Carbon – 22.64%
 - Sublette – 20.83%

➤ **Arrests for Public Intoxication accounted for 17.18% of all arrests statewide. (The statewide average does not include 916 persons who were admitted into the VOA Detox Center for public intoxication)**

- Counties with significantly higher statistics:
 - Teton – 31.37%
 - Fremont – 28.33%
 - Laramie – 27.36%



Alcohol and Crime in Wyoming - 2014

- **The average blood alcohol content for all persons arrested for public intoxication was 0.2387.**
 - Counties with significantly higher statistics:
 - Weston – 0.2935
 - Goshen – 0.2820
 - Lincoln – .2688

- **Driving under the influence (DUI) arrests accounted for 28% of all arrests statewide.**
 - Counties with significantly higher statistics:
 - Niobrara – 63.64%
 - Teton – 47.64%
 - Goshen – 45.65%

- **11.43% of the arrests for DUI involved drugs;**
 - Counties with significantly higher statistics:
 - Platte – 27.03%
 - Uinta – 23.08%
 - Lincoln – 16.96%

- **The average blood alcohol content (BAC) reported for 4,216 persons arrested for driving under the influence statewide was 0.1556.**
 - Counties with significantly higher statistics:
 - Big Horn - 0.1814
 - Fremont - 0.1796
 - Hot Springs - 0.1792

- **15.83% of traffic crashes resulting in arrests involved drugs.**
 - Counties with significantly higher statistics:
 - Johnson – 44.44% (4)
 - Weston – 33.33% (2)
 - Converse – 25 (8)

- **The average BAC reported for 536 traffic crashes that involved alcohol was 0.1538.**

- **48% of the persons arrested for driving under the influence had average blood alcohol content above 0.16.**
 - 10% had a BAC of 0.24 or greater
 - 14% had a BAC between 0.20 and 0.239
 - 24% had a BAC between 0.16 and 0.199



Alcohol and Crime in Wyoming - 2014

JUVENILE/ UNDERAGE DATA

It should be noted that the data in this report does not represent a complete accounting of juvenile arrests as these arrests often do not result in detention in a county facility.

It should also be noted that *the number of juveniles taken into custody and placed in a detention center this year for being a minor in possession of alcohol and for driving under the influence was significantly less than in 2010.*

It should also be noted that the number of youth ages 18 to 20 arrested for the same offenses also had similar positive results.



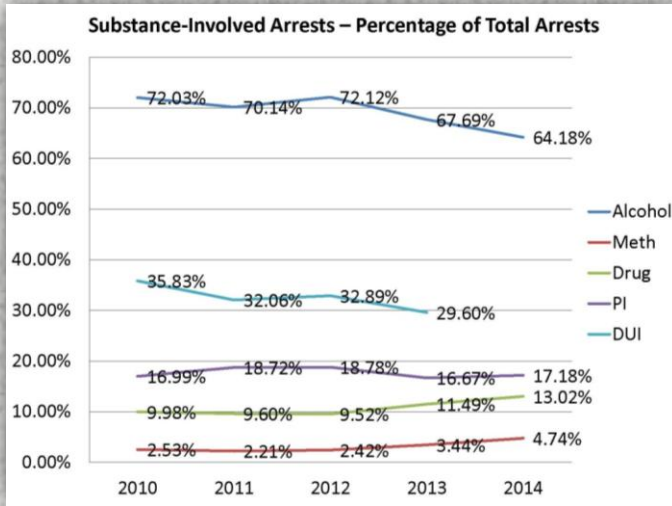
Underage Arrests Involving Alcohol				
MIP <17	MIP 18-20	DUI <17	DUI 18-20	Juvenile Arrests/Alcohol
2010 85	2010 380	2010 41	2010 275	2010 349/48%
2011 53	2011 428	2011 25	2011 352	2011 216/41%
2012 10	2012 399	2012 18	2012 300	2012 141/26%
2013 11	2013 304	2013 15	2013 237	2013 108/26%
2014 10	2014 270	2014 10	2014 237	2014 99/23%

- **5.62% of all persons arrested for driving under the influence (DUI) were under the age of 21.**
- **Juveniles accounted for less than 1% (.0057) of the arrests statewide.**
- **18.18% of the juvenile arrests involved marijuana.**
- **1.01% of the juvenile arrests involved methamphetamine.**
- **27.27% of the juvenile arrests involved “other” drugs.**
- **213 minors arrested for alcohol-related offenses reported obtaining alcohol at:**
 - Party – 26.29%
 - Home – 22.54%
 - Bar – 22.54%
 - Liquor Store – 18.31%

Alcohol and Crime in Wyoming - 2014

TRENDS ANALYSIS

The graphs below provide a longitudinal view of the statistics which have a direct bearing on public safety in Wyoming. Specifically, these charts track the numbers and percentages of persons arrested which involved alcohol or other drugs, for public intoxication and for driving under the influence for the previous five years.



Driving Under the Influence Arrests: 2010 - 2014				
Number of Arrests	% of Total Arrests	Average BAC	Drugs Involved	Traffic Crashes
2010 5,862	2010 35.83%	2010 .1525	2010 7.67%	2010 564
2011 5,199	2011 32.06%	2011 .1545	2011 8.81%	2011 609
2012 4,761	2012 32.89%	2012 .156	2012 9.47%	2012 627
2013 4,353	2013 29.60%	2013 .1556	2013 10.84%	2013 671
2014 4,216	2014 28%	2014 .1556	2014 11.43%	2014 536

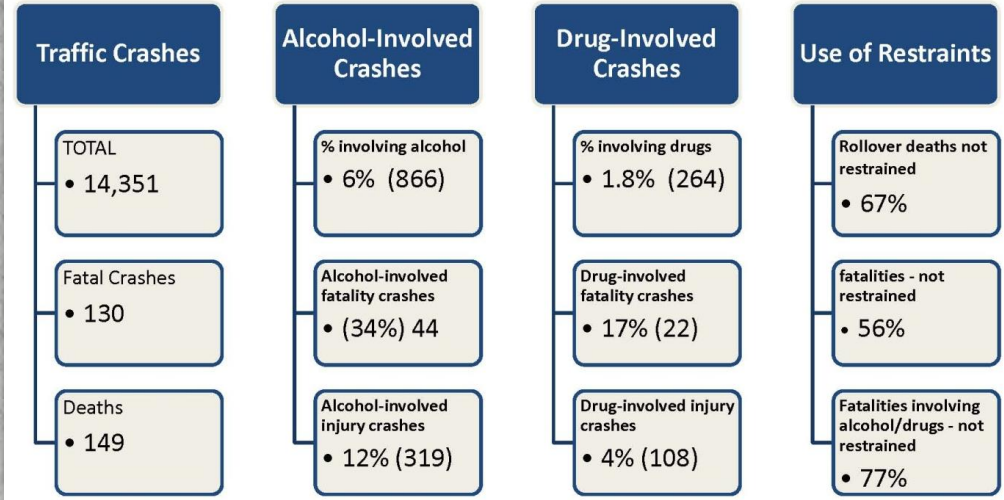
Alcohol and Crime in Wyoming - 2014

TRAFFIC CRASH DATA

Because many of the arrests in Wyoming involve traffic crashes, this report also incorporates alcohol and drug-involved crash data collected by the Wyoming Department of Transportation. Graphs that track the number and percentage of alcohol-involved traffic crashes and fatality crashes in Wyoming now included as a part of this report.



ANALYSIS OF TRAFFIC CRASHES in WYOMING: 2014



ALCOHOL AND CRIME IN WYOMING: 2014
Executive Summary



April 2015

The analysis of the data collected by the Wyoming Association of Sheriffs and Chiefs of Police and the printing of this report was made possible through the assistance of Federal 402 Highway Safety grant funds received from the Wyoming Department of Transportation – Highway Safety Program. The project was managed by Johnson and Associates of Douglas, Wyoming. This report was authored by Ernest L. Johnson, Director of Services.