

Transportation Commission

Meeting Information and Documents



November 17, 2022



Mark Gordon
Governor

Wyoming Transportation Commission

5300 Bishop Boulevard
Cheyenne, Wyoming 82009-3340

Phil Schmidt, Chairman
(307) 777-4007



K. Luke Reiner
Director

November 10, 2022

MEMORANDUM

TO: Wyoming Transportation Commission Members
FROM: Caitlin Casner, Transportation Commission Secretary
SUBJECT: November Transportation Commission

Following are details about your November 16-17, 2022 Commission meeting.

Wednesday, November 16

5:45 p.m. Commission Dinner at The Metropolitan Downtown, Cheyenne
No official business is to be discussed.
Attire is business casual.

Thursday, November 17

7:00 a.m. Commission Breakfast: Hathaway's Restaurant, Little America, Cheyenne
No official business is to be discussed.
Attire is business casual.

8:30 a.m. Business Meeting: I-80 Conference Room, WYDOT University, Cheyenne
Attire is business dress.
<https://us02web.zoom.us/j/81296025320>
Webinar ID: 812 9602 5320
Pass Code: 278731

12:00 p.m. Service Award Luncheon: Cheyenne Little America, Sinclair Room, Cheyenne
Attire is business casual.

Enclosed are the following meeting materials:

- Business meeting agenda
- October 20, 2022 business meeting minutes
- November 4, 2022 business meeting minutes
- Monthly Budget Report
- Procurement Services Bids
- Award of Highway Contracts
- November STIP Addendum
- Highway Patrol Fatality and Crash Summary Report
- Aeronautics Flight Operations Monthly and Fiscal Year-to-Date Summaries
- Employment Summary

WYDOT's guest WiFi password for August is **23SubletteWyo.**

For those flying, following are your flight schedules. Your pilots for both trips will be Kory Fogg and Alan Julian.

November 16, 2022

1:25 pm Depart Evanston (Dolezal)
2:35 pm Depart Sheridan (Holmes)
3:20 pm Depart Casper (Hughes)
3:55 pm Arrive Cheyenne

November 17, 2022

2:00 pm+/- Plane departs Cheyenne
3:04 pm Arrive Evanston (Dolezal)
4:11 pm Arrive Sheridan (Holmes)
4:49 pm Arrive Casper (Hughes)

Your ground transportation be at the Aeronautics hangar when you arrive in Cheyenne. Please look for license plate number H-54.

Your room reservations are at Little America, 2800 West Lincolnway, Cheyenne. Confirmation numbers are:

Greg Venable 10091989
Jon Dolezal 10091990
Susan Holmes 10091987
Mark Hughes 10091991

Room charges will be direct billed to WYDOT. Please bring your Commission ID card with you. Little America's front desk help may ask for it to verify your identity.

Enclosures

AGENDA

WYOMING TRANSPORTATION COMMISSION

November 17, 2022 Business Meeting

November 17, 2022

Commission Business Meeting

8:30 a.m. Video conference

<https://us02web.zoom.us/j/81296025320>

Webinar ID: 812 9602 5320

Pass Code: 278731

1. Pledge of Allegiance
2. Changes/Additions to Agenda
3. Minutes
 - A. October 20, 2022 Business Meeting
 - B. November 4, 2022 Special Business Meeting
4. Correspondence
5. Old Business
 - A. Findings of Fact and Conclusions of Law: Denial of Access Request at September 2022 Commission Meeting
6. Director's Report
7. Chief Financial Officer's Report
 - A. Monthly Budget Report
 - B. Award of Procurement Services Bids
8. Chief Engineer's Report
 - A. Engineering and Planning Report
 - i) Award of Highway Contracts
 - ii) November STIP Addendum
 - B. Operations Report
9. Highway Patrol Report
10. Aeronautics Report
11. Support Services Report
12. Chief Technology Officer's Report
13. December 2022 Business Meeting
14. General Matters
 - A. Legislator Comments
 - B. Commissioner Comments
15. Executive Session (if needed)
16. Adjourn

The order of agenda is subject to change. The State of Wyoming supports the Americans with Disabilities Act. Anyone needing aid should contact the Transportation Commission at 307-777-4007. Every effort will be made for reasonable accommodations.

November 8, 2022



TRANSPORTATION COMMISSION OF WYOMING

The Transportation Commission of Wyoming met via Zoom and in person at the Pinedale Library in Pinedale, Wyoming, on October 20, 2022. Chairman Schmidt convened the meeting at 8:32 a.m. The following members were present constituting a quorum:

Chairman Philip Schmidt, Casper
Vice Chairman Greg Venable, Worland *via Zoom*
Commissioner Patrick Crank, Cheyenne
Commissioner Jon Dolezal, Evanston
Commissioner Susan Holmes, Sheridan
Commissioner Mark Hughes, Sundance
Director K. Luke Reiner
Commission Secretary Caitlin Casner

Others present and participating in the meeting: Dennis Byrne, Chief Financial Officer (CFO); Rodney Freier, Budget Program Manager; Mark Gillett, Chief Engineer; Tom DeHoff, Assistant Chief Engineer for Operations; Keith Fulton, Assistant Chief Engineer for Engineering and Planning; Lieutenant Colonel Joshua Walther, Wyoming Highway Patrol; Brian Olsen, Aeronautics Administrator; Taylor Rossetti, Support Services Administrator; Mike Kahler, Senior Assistant Attorney General; MacKenzie Sewell, Assistant Attorney General; Nate Smolinski, Interim Chief Technology Officer; Monica Gourdine, Interim Division Administrator, Federal Highway Administration (FHWA); Carlos Machado, Incoming Division Administrator, FHWA; Hank Rettinger, FHWA; Representative Mark Baker; Senator John Kolb; Patrick Collins, City of Cheyenne Mayor; and Jodi Shea, Attorney, Pence and Macmillan.

Other meeting attendees: Doug McGee, Public Affairs Manager; Jordan Achs, Public Affairs; Mark Horan, Public Affairs; Carlie Vanwinkle, Public Affairs; Kacey Brown, Senior Policy Analyst, Management Services; Doug Jensen, Contracts and Estimates Program Manager; Mark Ayen, District Two Engineer; Scott Taylor, District Four Engineer; Chelsey Lindsay, Senior Budget Analyst; DJ Weekly, Senior Budget Analyst; Mattie Bray, Financial Services Accounting Manager; Nicholas Gronski, Procurement Officer; Ali Ragan, Grants and Contracts Policy Program Manager; Melissa DeFratis, Legislative Liaison; Katie Legerski, Executive Director-Association of General Contractors-Wyoming; Susan Elliott, Executive Assistant; Kimberly Chapman, Public Safety Communications Commission and Aeronautics Commission Secretary; Tim Brugger, Morrison Maierle; Keith McQueen, FHWA; Bob Bonds, FHWA; John Kopper, City of Cheyenne Fire Department; and Erica Legerski, Senior Policy Advisor, Governor's Office.

1. Pledge of Allegiance: Chairman Schmidt led the attendees in the Pledge of Allegiance.
2. Changes/Additions to Agenda: Secretary Casner advised that job one is being removed from consideration under the Engineering and Planning report to allow staff time to gather additional information. A special meeting will be scheduled for November 4, 2022 to consider the job and vote when appropriate.

3. September 15, 2022 Business Meeting Minutes: It was recommended by Secretary Casner, moved by Commissioner Holmes, seconded by Commissioner Dolezal, and carried to approve the September 15, 2022 Business Meeting minutes as amended to remove unnecessary sentence from page 12, section 14.

6. Change Orders: Mr. Gillett presented to the Commission regarding the proposed updates to the Change Order policy.

Commissioner Holmes thanked the staff for their work on the policy updates and stated that she believes the changes appropriately addressed previously expressed concerns.

Commissioner Crank expressed concern that the proposed changes increase the change order approval abilities of WYDOT staff and not the Transportation Commission. Mr. Crank believes that any change order over \$500,000 should be presented to the Commission for approval.

Commissioner Dolezal confirmed with Mr. Gillett that several other states do not require their Transportation Commission to approve change orders.

Director Reiner stated that he is very comfortable with the proposed changes and feels that it allows the Commission the proper authority.

Commissioner Crank moved that the Commission amend Spending Policy 24.1 to require all change orders that are \$500,000 or more on all projects be presented to the Commission prior to approval. Motion failed due to lack of second.

Mr. Gillett stated that it could be cause for concern for the licensure of the professional engineers involved if a design or engineering decision on a change order was denied by the Commission and compromised the integrity of a project.

Commissioner Holmes stated that she believes the request to bring all change orders to the Commission for approval could insert the Commission into WYDOT operations, which she feels is inappropriate.

Commissioner Crank advised that he believes his previously proposed Spending Policy amendment does not interfere with WYDOT operations, and the integrity of the licensure of any involved professional engineers would not be affected.

It was moved by Commissioner Hughes, seconded by Commissioner Venable, and carried that the changes proposed by the Department be approved. Commissioner Crank requested Commissioner Hughes accept an amendment to his motion that any change order over \$2.5 million using a discretionary grant be approved by the Commission. Commissioner Hughes stated that he has confidence in the Department's proposed changes, but would amend his motion to include the requirement that the policy be re-evaluated in one year. Commissioner Venable seconded this amendment. It was carried to approve the motion as amended. *Commissioner Crank voted against this motion.*

Commission adjourned to break at 9:25 a.m.

Commission returned to public session at 9:40 a.m.

7. Director Reiner presented the Director's Report.

National Electric Vehicle Infrastructure (NEVI) Plan: WYDOT's NEVI plan was recently approved by the USDOT. Three of the eleven exception requests submitted by WYDOT were approved, two of which addressed the one mile from the interstate station requirement in Sheridan and Cheyenne. Another approved exception addressed the 50 mile requirement between the towns of Buffalo and Gillette. The eight remaining exception requests dealt with the 50 mile between charging stations requirement. Seven stations will be installed and operational, most likely in late 2023 based on contractor schedules and supply chain issues.

White House Accelerating Infrastructure Event: Director Reiner recently attended an event sponsored by the White House regarding the acceleration of infrastructure and IJA implementation. The Department of Commerce has been designated by the President as the agency responsible for the Dig Once policy for the right-of-way. Director Reiner hopes that this will bring a streamlined permitting process for Bureau of Land Management and the U.S. Forest Service controlled right-of-way.

Employee Compensation: Executive Staff continues to monitor employee compensation issues presented to the Legislature. Director Reiner believes that adjustments in pay will be very important to recruitment and retention of WYDOT employees.

Upcoming Joint Transportation Committee Meeting: Director Reiner and several Executive Staff members will be addressing the Joint Transportation Committee on November 2nd and 3rd in Cheyenne regarding several topics, including trooper retirement, on-call pay, WyoLink funding, and the collection of a fuel-tax equivalent at charging stations for electric vehicles. WYDOT has also been invited to participate in a task force that will oversee the incoming nuclear plant near Kemmerer.

Town Hall Meetings: Four of the seven scheduled employee town hall meetings have been completed.

Safety: Safety summits will be required to be completed in each district by the end of October.

New Attorney Swearing In: Director Reiner congratulated Mackenzie Sewell on recently being sworn in as a practicing attorney in front of the Wyoming Supreme Court.

8. Mr. Byrne presented the Chief Financial Officer's Report.

Monthly Budget Report: Mr. Freier presented the monthly budget report. Overall, the budget report revealed that the Commission budget was 87 percent expended, and the legislative budget was 83 percent expended in Fiscal Year (FY) 2022.

9. Mr. Gillett presented the Chief Engineer's Report.

Dry Piney Project: Mr. Gillett reminded the Commission of the original details of the Dry Piney project, and advised that 41% of the project has been completed. Construction will resume next spring with a projected end date of October 31, 2023.

Right of Way Fence: Mr. Gillett reported that the FHWA decided to participate in the project near Bondurant, which was let during the September 2022 Transportation Commission meeting.

Infrastructure Investment and Jobs Act (IIJA): A notice of proposed rulemaking regarding highway safety grants was recently released. WYDOT is currently reviewing the proposed rules.

The Strengthening Mobility and Revolutionizing Transportation (SMART) grant program, which uses technology to address transportation issues, was recently posted, and WYDOT is considering projects that could be funded with this grant. The first phase of funding has been designated for demonstration projects and does not have a cost share. Projects awarded during the first phase will be eligible to apply for funding from the second phase, but cost share is unknown at this time.

The Advanced Transportation Technology and Innovation Program was also recently released, which is an updated version of a previous program called the Advanced Transportation and Congestion Management Technology.

A Notice of Funding Opportunity was also recently published by USDOT for the Thriving Communities program. Information has been posted on how to apply for the funding, and WYDOT will not be participating in this program.

Mr. Gillett also reported that construction and clean up should be completed on roads that were washed out or damaged during the recent flood in Yellowstone, and roads will be open to the northeast entrance of the park. While repairs were occurring, WYDOT was responsible for any plowing into Cooke City, Montana. However, due to agreeable weather conditions, a lower than expected amount of funds have been spent maintaining the road to Cooke City.

9A. Monica Gourdine introduced Carlos Machado, the incoming Wyoming Division Administrator for FHWA. Mr. Machado comes to Wyoming after being the Rhode Island Division Administrator for the last ten years.

Ms. Gourdine also reported that Gloria Shepherd was recently named FHWA Executive Director.

Commission adjourned to break at 10:28 a.m.

Commission returned to public session at 10:45 a.m.

9Bi. Mr. Fulton presented the Engineering and Planning Report, beginning with the bid tabulations from the October 13, 2022 letting.

Federal Project NHPPI-I904145 involving bituminous surfacing, surfacing, traffic control, grading, bridge rehabilitation and miscellaneous work on approximately 5.10 mile on I-90 beginning at RM 202.03 between Sundance and the South Dakota State Line in Crook County. Completion Date: October 31, 2024.

<i>Engineer's Estimate</i>	\$17,269,081.00	
Croell, Inc., Sundance, WY	\$15,167,267.25	-12.2%
Simon Contractors, Cheyenne, WY	\$17,689,101.80	
Riverside Contracting, Inc., Missoula, MT	\$18,527,384.50	

It was recommended by Mr. Fulton, moved by Commissioner Hughes, seconded by Commissioner Dolezal, and carried that Croell, Inc., of Sundance, Wyoming, having prequalified in accordance with rules and regulations adopted by the Transportation Commission of Wyoming, be awarded the contract as low bidder. FHWA concurred with this decision.

Federal Project STP-I805171 involving structure replacement, surfacing (concrete), traffic control, grading, bituminous surfacing, surfacing, sidewalk, curb and gutter and miscellaneous work on approximately 0.60 mile on Curtis Street Interchange and I-80 in Laramie in Albany County. Completion Date: June 30, 2024.

<i>Engineer's Estimate</i>	\$11,520,888.00	
Reiman Corp., Cheyenne, WY	\$10,608,155.27	-7.9%
Zak Dirt, Inc., Longmont, CO	\$12,322,927.20	
S&S Builders, LLC, Gillette, WY	\$13,398,173.50	
McMillen LLC, Boise, ID	\$17,929,145.50	

It was recommended by Mr. Fulton, moved by Commissioner Holmes, seconded by Commissioner Hughes, and carried unanimously that Reiman Corp., of Cheyenne, Wyoming, having prequalified in accordance with rules and regulations adopted by the Transportation Commission of Wyoming, be awarded the contract as low bidder. FHWA concurred with this decision.

Federal Project NHPPI-I903101 involving bituminous surfacing (recycle), traffic control, milling, bridge rehabilitations and miscellaneous work on approximately 5.80 miles on I-90 beginning at RM 112.50 between Buffalo and Gillette in Campbell County. Completion Date: October 31, 2023.

<i>Engineer's Estimate</i>	\$8,315,740.00	
Croell, Inc., Sundance, WY	\$8,762,056.24	5.4%
Simon Contractors, Cheyenne, WY	\$9,285,907.30	
Riverside Contracting, Inc., Missoula, MT	\$10,858,600.00	

It was recommended by Mr. Fulton, moved by Commissioner Hughes, seconded by Commissioner Venable, and carried unanimously that Croell, Inc., of Sundance, Wyoming, having prequalified in accordance with rules and regulations adopted by the Transportation Commission of Wyoming, be awarded the contract as low bidder. FHWA concurred with this decision.

Federal Project NHPP-N311102 involving bituminous surfacing, traffic control, surfacing, grading, milling and miscellaneous work on approximately 5.30 miles on US 14/16/20 beginning at RM 36.41 between Yellowstone Park and Cody in Park County. Completion Date: October 31, 2023.

<i>Engineer's Estimate</i>	\$6,425,870.00	
Mountain Construction Company, Lovell, WY	\$5,942,897.17	-7.5%
Croell, Inc., Sundance, WY	\$7,397,055.25	

It was recommended by Mr. Fulton, moved by Commissioner Dolezal, seconded by Commissioner Venable, and carried unanimously that Mountain Construction Company, of Lovell, Wyoming, having prequalified in accordance with rules and regulations adopted by the Transportation Commission of Wyoming, be awarded the contract as low bidder. FHWA concurred with this decision.

Federal Project STP-P232068 involving bituminous surfacing, milling, traffic control, chip seal and miscellaneous work on approximately 9.90 miles on US 30 beginning at RM 327.35 between Laramie and Bosler in Albany County. Completion Date: October 31, 2023.

<i>Engineer's Estimate</i>	\$6,307,530.00	
JTL Group, Inc. DBA Knife River, Cheyenne, WY	\$5,015,344.60	-20.5%
Simon Contractors, Cheyenne, WY	\$5,663,331.00	

It was recommended by Mr. Fulton, moved by Commission Hughes, seconded by Commissioner Holmes, and carried unanimously that JTL Group, Inc. DBA Knife River, of Cheyenne, Wyoming, having prequalified in accordance with rules and regulations adopted by the Transportation Commission of Wyoming, be awarded the contract as low bidder. FHWA concurred with this decision.

Federal Project STP-P182033 involving bituminous surfacing, sidewalk, curb and gutter, bridge rehabilitation, traffic control, grading, milling, surfacing and miscellaneous work on approximately 4.00 miles on WYO 70 and WYO 789 at various locations between Baggs and the Colorado State Line in Carbon County. Completion Date: June 30, 2024.

<i>Engineer's Estimate</i>	\$5,667,190.00	
McGarvin-Moberly Construction Co., Worland, WY	\$5,584,624.70	-1.5%
71 Construction, Casper, WY	\$8,301,627.10	

It was recommended by Mr. Fulton, moved by Commissioner Venable, seconded by Commissioner Dolezal, and carried unanimously that McGarvin-Moberly Construction Co., of Worland, Wyoming, having prequalified in accordance with rules and regulations adopted by the Transportation Commission of Wyoming, be awarded the contract as low bidder. FHWA concurred with the decision.

Federal Projects NHPP-N202073 and STP-N202076 combined involving bituminous surfacing (recycle), traffic control, milling, bridge rehabilitation, chip seal, sidewalk, curb and gutter and miscellaneous work on approximately 5.80 miles on US 26, US 287 and WYO 789 at various locations between Muddy Gap and Lander and Lyons Valley in Fremont County. Completion Date: October 31, 2023.

<i>Engineer's Estimate</i>	<i>\$4,726,284.00</i>	
Avail Valley Construction-WY, LLC, Afton, WY	\$4,951,663.00	4.8%

It was recommended by Mr. Fulton, moved by Commissioner Holmes, seconded by Commissioner Hughes, and carried unanimously that Avail Valley Construction-WY, LLC, of Afton, Wyoming, having prequalified in accordance with rules and regulations adopted by the Transportation Commission of Wyoming, be awarded the contract as low bidder. FHWA concurred with the decision.

It was moved by Commissioner Crank, seconded by Commissioner Hughes, and carried unanimously to consider the bids for jobs nine and ten at the November 4, 2022 special meeting.

Federal Project HSIP-N132114 involving electrical, guardrail, traffic control, grading and miscellaneous work on approximately 0.10 mile on US 191 beginning at RM 110.46 between Daniel Junction and Hoback Junction in Sublette County. Completion Date: October 31, 2023.

<i>Engineer's Estimate</i>	<i>\$143,695.00</i>	
Advanced Electrical Contracting, Inc., Sheridan, WY	\$186,719.62	29.9%
Modern Electric, Casper, WY	\$241,500.00	
Casper Electric, Casper, WY	\$300,084.48	

It was recommended by Mr. Fulton, moved by Commissioner Holmes, seconded by Commissioner Venable, and carried unanimously that Advanced Electrical Contracting, Inc., of Sheridan, Wyoming, having prequalified in accordance with rules and regulations adopted by the Transportation Commission of Wyoming, be awarded the contract as low bidder. FHWA concurred with the decision.

9Bii. October 2022 State Transportation Improvement Program (STIP) Addendum: Mr. Fulton presented the October 2022 STIP Addendum.

It was recommended by Mr. Fulton, moved by Commissioner Hughes, seconded by Commissioner Dolezal, and carried unanimously to approve the October 2022 STIP addendum.

Rumble Strips: Mr. Fulton presented to the Commission on the process that occurs when a rumble strip is installed, the cost, and the rationale behind adding rumble strips to projects.

9Biii. City of Cheyenne Land Purchase: Mr. Fulton presented information regarding proposed transfer of land to the City of Cheyenne for a new firehouse. An appraisal of the market value of the land has been completed and reviewed by WYDOT. Mr. Fulton also advised that the FHWA concurs with the sale of the land to the City of Cheyenne, and is concerned that adding a reverter clause to the new sale contract would not meet the intent of the law.

Commissioner Crank referenced 23 CFR 710.409, and requested that the Commission add a reverter clause to the new contract, which would not charge the City of Cheyenne for the market value of the property in question.

It was moved by Commissioner Crank to enter in to Executive Session for legal advice in accordance with W.S. 16-4-405 (a)(ix). The motion died due to lack of a second.

It was moved for a second time by Commissioner Crank, seconded by Commissioner Dolezal, and carried to enter in to Executive Session for legal advice in accordance with W.S. 16-4-405 (a)(ix).

Commission adjourned to Executive Session at 11:30 a.m.

It was moved by Commissioner Crank, seconded by Commissioner Dolezal, and carried to return to public session.

Commission returned to public session at 11:40 a.m. No action was taken during Executive Session.

Commissioner Venable left the meeting at 11:37 a.m.

Commissioner Dolezal confirmed with Mr. Fulton location details of the property in question, and that the City of Cheyenne has agreed to pay WYDOT \$570,000 for the land.

City of Cheyenne Mayor Patrick Collins addressed the Commission regarding the need for a new fire station due to an increase in population and the need to decrease response times.

Commissioner Crank asked the FHWA representatives present to address why they believe the reverter clause may not meet the intent of the law. Ms. Gourdine explained that land sales and purchases involving FHWA are required to follow the Uniform Act, which is why the clause cannot be placed on the new contract.

It was moved by Commissioner Crank, seconded by Commissioner Hughes to authorize the transfer of the property in question to the City of Cheyenne, and reserve the decision on the amount paid for the property until the December 2022 Transportation Commission meeting pending further legal research and advice. Commissioner Crank then modified his motion to

authorize the transfer of the property to the City of Cheyenne for \$10.00 and other valuable considerations. The motion failed by a vote of one to three.

FHWA representative Hank Rettinger addressed the Commission regarding the original purpose of the land that was purchased using federal funds, which was for transportation purposes. Mr. Rettinger stated that the transfer of the reverter clause is not supported by the FHWA national program office, and so it is the position of the FHWA that the land must be sold for fair market value. Director Reiner concurred, and stated that he is comfortable that the proper steps have been taken during this transfer process by WYDOT and FHWA employees.

It was moved by Commissioner Dolezal, seconded by Commissioner Holmes, and carried to approve the transfer of the land to the City of Cheyenne for fair market value as recommended by WYDOT staff. *Commissioner Crank voted against this motion.*

9C. Mr. DeHoff presented the Operations Report.

October 19, 2022 Project Tour: Mr. DeHoff thanked the District Three employees involved in the October 19, 2022 Commission project tour.

Construction: Crews are working to complete projects before snow, but there may be some projects that are unable to be completed before severe weather occurs. Temporary measures will be taken to ensure those pending projects are secure.

Bridge work continues to progress throughout the state, as contractors are allowed to utilize traffic control until December 1.

There are currently 64 active construction projects across the state.

Maintenance: Crews continue to complete small projects such as mowing, and crew members are being re-distributed across the state to allow projects to be finished faster.

Vacancies: There are several vacancies across WYDOT in Operations, including in maintenance, mechanic shops, traffic, and construction. Districts have moved personnel around to different locations to meet project needs. Mr. DeHoff advised that planning for staffing needs for the upcoming winter season has begun, and there are currently 79 snow plow driver vacancies, compared to 60 at this time last year.

Snow Plow Priority Plan: The Snow Plow Priority Plan will be released to the public in the coming weeks, and sets a level of service for the winter months. The public will also be reminded to utilize the road condition cameras and alert made available on the WYDOT website.

Mountain Passes: All three mountain passes that are typically closed during the winter continue to be open at this time.

Quad State Meeting: WYDOT personnel recently held a quad state meeting with attendees from the Nebraska DOT, Colorado DOT, and the Kansas DOT. This meeting was very successful and strengthened relationships that will be beneficial in the future.

Traffic: Crews continue to implement the striping plan as weather permits.

Equipment: Standard operations continue. Mr. DeHoff hopes that more information regarding police pursuit vehicles will be available and presented during the November 2022 Transportation Commission Meeting.

Facilities: The Summit rest area is closed due to a water line break. All other facilities and rest areas are open at this time.

Commission adjourned to break at 12:18 p.m.

Commission returned to public session at 12:30 p.m.

10. Lieutenant Colonel Walther presented the Highway Patrol Report.

The Fatal Crash Summary through September 30, 2022, includes 81 fatal crashes involving 94 deaths. The fatalities include 35 rollover crashes, 27 multi-car crashes, 4 fixed-object crashes, 18 motorcycle crashes, 3 all-terrain vehicle crashes, and 7 pedestrian crashes. Of the 81 fatal crashes that have occurred in 2022, 19 involved commercial vehicles.

There were 3 fatal crashes deemed drug or alcohol related, resulting in 3 deaths in September 2022.

Of the 94 deaths this year, 45 were attributed to not using occupant restraints, with 29 involving rollover crashes, 12 involving multi-car collisions, and 4 involving fixed objects. Thirty-three of those who died from the non-use of occupant restraints were Wyoming residents. Twenty-one perished that were under 21 years old.

Of the 81 fatal crashes so far this year, 54 of those drivers had no distractions. In 66 of reported crashes, it was unknown whether a distraction caused the incident.

Of the 81 fatal crashes that have occurred this year, 42 occurred on primary/secondary highways, 19 occurred on interstate highways, and 20 occurred on city/county roads.

Of the 81 fatal crashes that have occurred this year, ten had multiple fatalities.

Inclement weather or road conditions contributed to seven vehicle crashes in 2022, which resulted in nine deaths.

The days of the week for fatal crashes in 2022 are as follows:

Sunday	22 crashes
Monday	8 crashes
Tuesday	8 crashes
Wednesday	10 crashes
Thursday	6 crashes
Friday	14 crashes
Saturday	13 crashes

The times of day for fatal crashes in 2022 are as follows:

12:00 a.m. to 6:00 a.m.	13 crashes
6:00 a.m. to 12:00 p.m.	19 crashes
12:00 p.m. to 6:00 p.m.	24 crashes
6:00 p.m. to 12:00 a.m.	25 crashes

The Commission also heard the following statistics:

- 83 percent of those who died in rollover crashes were unbelted.
- 44 percent of those who died in multi-vehicle crashes were unbelted.
- 100 percent of those who died in fixed-object crashes were unbelted.
- 70 percent of the fatalities in 2022 were drivers.
- 19 percent of the fatalities in 2022 were passengers.
- 89 percent of the resident fatalities were unrestrained.
- 40 percent of non-resident fatalities were unrestrained.
- 35 percent of fatalities involved alcohol and/or drug impairment.

There have been 4,168 patrol investigated crashes in 2022.

10A. Director Reiner and Lt. Col. Walther presented the proposed updates to Chapter One, Motor Carrier Rules.

It was recommended by Lt. Col. Walther, moved by Commissioner Dolezal, seconded by Commissioner Hughes, and carried unanimously to approve the proposed updates to Chapter One, Motor Carrier Rules.

Commissioner Crank left the meeting at 12:54 p.m.

11. Mr. Rossetti presented the Aeronautics Report, beginning with the September 2022 Aeronautics Flight Operations Passenger Summary Report.

12. Mr. Rossetti presented the Support Services Report.

Employment Summary: WYDOT employed 1,730 personnel as of October 4, 2022, compared to 1,747 a month ago and 1,829 one year ago.

13. Mr. Smolinski presented the Chief Technology Officer's Report.

WyoLink Update: Mr. Smolinski reported that there are ten WyoLink sites operational at this time. The construction schedule for the remaining sites depend on weather and supply availability.

Highway Patrol Radio Purchases: Mr. Smolinski will be bringing information to the Commission in either November or December for the approval of highway patrol radio purchases.

RIS Replacement Update: The replacement process for the Revenue Information System (RIS) continues. RFPs have been reviewed, and oral presentations will begin the second week of November.

14. November 2022 Commission Meeting: Secretary Casner advised that the November 2022 meeting is currently scheduled to be held in person in Cheyenne. There will not be an education session at the November meeting due to WYDOT staff attendance at the Governor's Business Forum in Laramie.

15A. Legislator Comments: Representative Mark Baker and Senator John Kolb shared remarks regarding interim Legislative topics, upcoming legislative committee meetings, the recent changes to the change order policy, and the updates to Chapter One, Motor Carrier Rules.

15B. Commissioner Comments: Commissioners Holmes and Dolezal thanked District 3 employees for the project tour, and complimented their level of knowledge and dedication to WYDOT. Commissioner Hughes congratulated incoming Division Administrator Carlos Machado and thanked outgoing Interim Division Administrator Monica Gourdine for her work.

15C. Proposed 2023 Meeting Schedule: Secretary Casner presented the proposed 2023 meeting schedule.

It was moved by Commissioner Holmes, seconded by Commissioner Dolezal, and carried unanimously to approve the proposed 2023 Transportation Commission meeting schedule.

17. It was moved by Commissioner Hughes, seconded by Commissioner Holmes, and carried to adjourn the meeting. Chairman Schmidt adjourned the meeting at 1:11 p.m., on Thursday, October 20, 2022.

TRANSPORTATION COMMISSION OF WYOMING

The Transportation Commission of Wyoming met via Zoom on November 4, 2022. Chairman Schmidt convened the meeting at 8:33 a.m. The following members were present constituting a quorum:

Chairman Philip Schmidt, Casper
Vice Chairman Greg Venable, Worland
Commissioner Patrick Crank, Cheyenne
Commissioner Jon Dolezal, Evanston
Commissioner Jim Espy, Savery
Commissioner Susan Holmes, Sheridan
Commissioner Mark Hughes, Sundance
Director K. Luke Reiner
Commission Secretary Caitlin Casner

Others present and participating in the meeting: Dennis Byrne, Chief Financial Officer (CFO); Mark Gillett, Chief Engineer; Tom DeHoff, Assistant Chief Engineer for Operations; Keith Fulton, Assistant Chief Engineer for Engineering and Planning; Lieutenant Colonel Joshua Walther, Wyoming Highway Patrol; Brian Olsen, Aeronautics Administrator; Mike Kahler, Senior Assistant Attorney General; MacKenzie Sewell, Assistant Attorney General.; and Hank Rettinger, Federal Highway Administration (FHWA).

Other meeting attendees: Rodney Freier, Budget Program Manager; Doug McGee, Public Affairs Manager; John Davis, Management Services Program Manager; Jordan Achs, Public Affairs; Mark Horan, Public Affairs; Matt Groth, Public Affairs; Kacey Brown, Senior Policy Analyst, Management Services; Kent Ketterling, State Construction Engineer; Mike Menghini, State Bridge Engineer; Wesley Bybee, Assistant State Materials Engineer; Greg Milburn, State Materials Engineer; Katie Legerski, Executive Director-Association of General Contractors-Wyoming; Kole Murray, Ames Construction; and John Zito, Z&Z Seal Coating, Inc.

1. Pledge of Allegiance: Chairman Schmidt led the attendees in the Pledge of Allegiance.
2. Engineering and Planning: Mr. Fulton presented three Engineering and Planning bids from the October 13, 2022 letting.

Federal Projects HIP-2000058, ARSCT-2000A01, ARSCT-2000A02, ARSCT-WL32301, and STP-2000062 combined involving bridge replacement, grading, traffic control, surfacing, bituminous surfacing, surfacing (concrete), fencing and miscellaneous work on approximately 1.80 miles at various locations on WYO 22 and WYO 390 between Jackson and Wilson Road in Teton County. Completion Date: June 30, 2025.

<i>Engineer's Estimate</i>	\$40,652,710.00	
Ames Construction, Inc., Burnsville, MN	\$59,777,715.00	47.0%

It was recommended by Mr. Fulton, moved by Commissioner Holmes, seconded by Commissioner Espy, and carried that Ames Construction, Inc., of Burnsville, Minnesota, having prequalified in accordance with rules and regulations adopted by the Transportation Commission of Wyoming, be awarded the contract as low bidder. FHWA and Teton County concurred with this decision. *Commissioner Crank voted against this motion.*

Federal Project STP-PM-B211045 involving bituminous surfacing and miscellaneous work at various locations in District One in Albany, Carbon, and Laramie Counties. Completion Date: May 31, 2023.

<i>Engineer's Estimate</i>	\$1,507,351.00	
Z&Z Seal Coating, Inc., Billings, MT	\$1,562,407.67	3.7%
Highway Improvement, Inc., Sioux Falls, SD	\$1,675,191.01	

It was recommended by Mr. Fulton, moved by Commissioner Dolezal, seconded by Commissioner Venable, and carried unanimously that Z&Z Seal Coating, Inc., of Billings, Montana, having prequalified in accordance with rules and regulations adopted by the Transportation Commission of Wyoming, be awarded the contract as low bidder. FHWA concurred with this decision.

Federal Project STP-PM-B233020 involving bituminous surfacing, traffic control and miscellaneous work at various locations in District Three in Lincoln, Sublette, and Sweetwater Counties. Completion Date: May 31, 2023.

<i>Engineer's Estimate</i>	\$897,360.00	
Z&Z Seal Coating, Billings, MT	\$859,312.54	-4.2%
Highway Improvement, Inc., Sioux Falls, SD	\$879,714.00	
American Pavement Solutions, Inc., Green Bay, WI	\$1,083,890.00	
A-Core Concrete Cutting, Inc., Murray, UT	\$1,110,343.54	

It was recommended by Mr. Fulton, moved by Commissioner Dolezal, seconded by Commissioner Hughes and carried unanimously that Z&Z Seal Coating, of Billings, Montana, having prequalified in accordance with rules and regulations adopted by the Transportation Commission of Wyoming, be awarded the contract as low bidder. FHWA concurred with this decision.

4. It was moved by Commissioner Venable, seconded by Commissioner Hughes, and carried to adjourn the meeting. Chairman Schmidt adjourned the meeting at 8:45 a.m., on Friday, November 4, 2022.

BEFORE THE TRANSPORTATION COMMISSION OF WYOMING

STEPHEN E. RASMUSSEN,)
)
 Petitioner,)
)
 vs.)
)
 STATE OF WYOMING ex rel.)
 DEPARTMENT OF TRANSPORTATION,)
)
 Respondent.)

FINDINGS OF FACT, CONCLUSIONS OF LAW, AND ORDER

This matter comes before the Transportation Commission of Wyoming for final consideration. The Transportation Commission held an informal hearing in this matter on September 15, 2022. Based upon the evidence and arguments presented, the Commission voted to uphold the Department’s denial of Stephen Rasmussen’s request for access an access permit along U.S. Highway 14. The following Findings of Fact, Conclusions of Law, and Order are based on the evidence and arguments presented at the informal hearing.

I. JURISDICTION

Rules for appeals and hearings with the Department are authorized by Wyoming Statutes §§ 16-3-102(a) and 24-2-105. The Department is required to promulgate rules in accordance with these statutes. Under this requirement, the Department promulgated Chapter 3 of the Wyoming Department of Transportation Rules and Regulations, which governs appeals and hearings. Chapter 3 Section 5(a) of the Department’s rules and regulations allows any party entitled to a contested case hearing in a matter involving WYDOT to waive their right to a formal hearing and request an informal hearing before the Commission.

Access facilities in Wyoming are governed by the authority of Wyoming Statutes §§ 24-2-105, and 24-6-101 through -111, which require the Department to promulgate rules necessary to administer access facilities on the state highway system. Under this requirement, the Department promulgated Chapter 13 of the Wyoming Department of Transportation Rules and Regulations, which governs access facilities. Further, the Department established an access manual to clarify the rules and regulations enforced by the Traffic Program.

II. ISSUE

The issue before the Commission is whether the Department properly denied the requested variance for the access point on U.S. Highway RM 0.37.

III. FINDINGS OF FACT AND PROCEDURAL HISTORY

1. On May 24, 2022, Stephen Rasmussen submitted an Access Application for a new commercial access on US Highway 14, at RM 0.37. This request was for his property of Lot A of the BCI Subdivision, located on the South side of East Brundage Lane and east of the Interstate 90 westbound freeway ramp intersection in Sheridan, Wyoming.
2. On June 3, 2022, the Department sent a letter notifying Rasmussen that his application was denied due to minimum spacing requirements.
3. On June 26, 2022, Rasmussen appealed the denial to the Department's Access Review Committee.
4. On July 15, 2022, the Access Review Committee voted to deny the access request.
5. On July 21, 2022, the Department notified Rasmussen that the Access Review Committee voted to deny the access request.
6. On August 17, 2022, Rasmussen notified the Department of his request for an informal hearing in front of the Commission over the matter.

IV. PARTIES' ARGUMENTS

At the informal hearing, Rasmussen requested the Commission to consider the fact that the owner of the adjoining lot is not willing to provide access to Rasmussen, therefore making his request for a variance his only administrative option. He presented evidence that the BCI subdivision is a two-lot subdivision, and despite good faith efforts of negotiation, the neighboring owner of Lot B is not willing to allow Rasmussen to use his private driveway.

Representatives for the Department presented evidence that the spacing of the requested access is approximately 120 feet from the nearest commercial access and 150 feet from the Interstate 90 off ramp. They noted that this spacing is below the minimum requirement of 330 feet for commercial access points and 660 feet from an interstate ramp. The Department argued that due to safety concerns with the location of the requested variance, the Commission should deny the request.

V. CONCLUSIONS OF LAW

Generally, in administrative hearings, the petitioner bears the burden of proof. “The general rule in administrative law is that, unless a statute otherwise assigns the burden of proof, the proponent of an order has the burden of proof.” *JM v. Dep’t of Family Servs.*, 922 P.2d 219, 221 (Wyo. 1996) (citation omitted). A party’s burden of proof includes both the burden of production and the burden of persuasion. The burden of production is “the burden of producing evidence or going forward with the evidence, “ and it “involves the obligation of a party to present, at the appropriate time, evidence of sufficient substance on the issue involved to permit the fact finder to act upon it.” If the party with the burden of persuasion does not sustain that burden by a fair preponderance of the evidence, or if the evidence is in equipoise, then the party with the burden

fails. *Little v. State Dep't of Workforce Servs., Workers' Comp. Div.*, 2013 WY 100, ¶¶ 34-37, 308 P.3d 832, 842-43 (Wyo. 2013) (quoting *Joyner v. State*, 2002 WY 174 ¶ 18, 58 P.3d 331, 337 (Wyo. 2002) and *Casper Iron & Metal, Inc. v. Unemp't Ins. Comm'n*, 845 P.2d 387, 393 (Wyo. 1993)).

Chapter 13, Section 13(a) of the Department's rules and regulations establishes that locations of accesses shall be selected to provide maximum safety for highway traffic and for users of the access. Further, accesses shall be spaced according to the highway's functional classification and whether the location is urban or rural. Table 4 in Section 13 of the Department's rules outlines the spacing requirements for urban areas. The spacing requirements show that for a commercial access type, there is a minimum requirement of 330 feet from an existing commercial access, and a minimum requirement of 660 feet from an interstate ramp.

Here, Rasmussen failed to prove to that his requested variance should be granted. Rasmussen purchased the property in 2019, and the Department's rules and regulations governing access facilities were promulgated in 2005. The rules were fully in effect when Rasmussen applied for the access permit, and he was aware of the spacing issue when he applied.

Additionally, the evidence shows that Rasmussen's property does not meet the minimum spacing requirements. There are legitimate safety concerns with granting the variance under these circumstances, and to do so, would reduce safety. The Department's rules and regulations are promulgated in a way to ensure safety with access facilities, and there is a minimum spacing requirement for that very reason. Therefore, the Department properly denied the requested variance for the access point in the interest of public safety.

VI. ORDER

IT IS THEREFORE ORDERED that:

1. The Department's denial of the requested variance for the access permit is upheld.

DONE this ____ day of November, 2022.

Phil Schmidt, Chairman
Wyoming Department of Transportation
Transportation Commission
5300 Bishop Blvd.
Cheyenne, WY 82009-3340
307-777-4007

**WYOMING DEPARTMENT OF TRANSPORTATION
DAILY ACTIVITY SUMMARY**

AGENCY: 045 TRANSPORTATION DEPARTMENT

SPENDING AVAILABILITY

AGENCY	FUND	BEGINNING CASH BALANCE 11/1/22	COLLECTIONS/ TRANSFERS IN	EXPENDITURES/ TRANSFERS OUT	CASH BALANCE AS OF 11/9/22	DESCRIPTION
045	H04	1,793,886.70	692,491.35	920,243.34	1,566,134.71	Urban Mass Transportation Account
		1,793,886.70	692,491.35	920,243.34	1,566,134.71	TOTAL UMTA BALANCE
045	I06	76,540.72	19,130.78	8,666.36	87,005.14	Aeronautics Operational Services Account-Airplanes
		76,540.72	19,130.78	8,666.36	87,005.14	TOTAL AERONAUTICS OPERATIONAL BALANCE
045	I08	4,334,754.33	21,803.01	0.00	4,356,557.34	State Agencies Law Enforcement Communication System & WYOLINK
		4,334,754.33	21,803.01	0.00	4,356,557.34	TOTAL SALECS
045	OTHER	19,789,710.84	2,357,774.68	1,630,559.05	20,516,926.47	Other Accounts
		19,789,710.84	2,357,774.68	1,630,559.05	20,516,926.47	OTHER ACCOUNTS (Tax collection accounts used to deposit initial collections before statutory distributions are made.)
045	H01	68,133,993.92	44,443,444.82	50,857,920.41	61,719,518.33	State Highway Account-Commission
045	H02	60,480,611.22	925,887.43	1,851,774.86	59,554,723.79	Ten Cent Motor Fuel Tax
045	H03	1,062,425.94	9,393.00	0.00	1,071,818.94	Wildlife License Plate and Donation
045	H06	15,617,301.70	1,723,148.07	3,278,121.55	14,062,328.22	State Highway Account (Legislative Approp.)
045	H07	36,145,819.83	0.00	0.00	36,145,819.83	State Infrastructure Bank
045	H08	11,097,588.77	17,540.00	5.00	11,115,123.77	Transportation Information System (TIS)
045	H09	169,521.60	0.00	0.00	169,521.60	State Highway Account-Radioactive Waste
045	H10	519,669.85	2,500.00	100.00	522,069.85	State Highway Account (Interlock)
045	H11	2,429,981.56	1,319,301.98	1,759,069.30	1,990,214.24	State Highway Account (Air Service Enhancements)
045	H12	11,768,215.96	179,894.28	359,788.56	11,588,321.68	State Highway Account (Commercial Air Service Enhancements)
		207,425,130.35	48,621,109.58	58,106,779.68	197,939,460.25	TOTAL STATE HIGHWAY FUND
		233,420,022.94	51,712,309.40	60,666,248.43	224,466,083.91	GRAND TOTAL

**Preliminary figures subject to minor adjustments.

**WYOMING DEPARTMENT OF TRANSPORTATION
CASH ACCOUNTS**

1-Nov-22

FUND NUMBER	DESCRIPTION	BALANCE ON October 31, 2022
H01	State Highway Fund	68,133,993.92
H02	Ten Cent Motor Fuel Tax	60,480,611.22
H03	Wildlife License Plate and Donation	1,062,425.94
H04	Urban Mass Transit Account	1,793,886.70
H05	International Fuel Tax Agreement Decal Fund	172,864.02
H06	State Highway Fund (Legislatively Appropriated)	15,617,301.70
H07	State Infrastructure Bank	36,145,819.83
H08	Transportation Information System	11,097,588.77
H09	Radioactive Waste	169,521.60
H10	Interlock Fees	519,669.85
H11	Air Service Enhancements	2,429,981.56
H12	Commercial Air Service Enhancements	11,768,215.96
I06	Aeronautics Fund (Operational Services)	76,540.72
I08	SALECS (State Agencies Law Enforcement Communications System) & WYOLINK	4,334,754.33
114	Motor Vehicle Rental Car Surcharge	399.46
117	Motorcycle Safety & Education Fund	1,860,452.52
459	Special Fuels Bond Account	(0.00)
472	Undistributed Motor Vehicle Registrations (To Counties and SHF)	161,999.71
475	Undistributed Motor Vehicle Registrations (To Non-Wyo. Jurisdictions)	1,950,262.45
613	Undistributed/Undefined Gasoline Tax Account	15,567,138.12
622	Financial Responsibility Liability Account	76,594.55
Total Cash Accounts		233,420,022.94

NOTE: CASH ACCOUNTS "H01", AND "H06" ARE THE ONLY ACCOUNTS FROM WHICH THE TRANSPORTATION DEPARTMENT EXPENDITURES FOR STATE TRANSPORTATION CAN BE MADE THIS INCLUDES ALL OF THE WTD ADMINISTRATION COSTS, PLANNING, RESEARCH, ENGINEERING, AERONAUTIC, HIGHWAY PATROL, MAINTENANCE AND CONSTRUCTION EXPENDITURES.

****Preliminary figures subject to minor adjustments**

**WYOMING DEPARTMENT OF TRANSPORTATION
10 CENT MOTOR FUEL TAX AND TRANSPORTATION INFORMATION SYSTEM
ACTUAL CASH FLOW**

1-Nov-22

	2021												2022
	October	November	December	January	February	March	April	May	June	July	August	September	October
10 CENT MOTOR FUEL TAX - H02													
BALANCE BROUGHT FORWARD	40,997,838.20	45,953,427.80	50,418,471.87	54,313,585.44	59,307,065.31	61,624,919.85	64,116,700.41	66,425,138.95	67,987,651.69	66,146,511.89	65,621,192.93	64,685,505.50	61,413,612.49
RECEIPTS													
GASOLINE TAX 1210	2,104,729.30	1,896,125.44	1,517,827.15	1,697,929.83	1,072,361.32	1,360,025.41	1,196,658.56	1,284,477.33	1,404,875.52	1,491,991.92	1,301,207.08	2,026,713.34	1,940,150.02
SPECIAL FUEL TAX 1224	2,871,743.05	2,417,654.61	2,287,899.14	3,310,107.83	1,312,312.02	1,711,866.75	2,062,352.90	2,129,413.84	2,115,216.29	1,784,950.27	2,405,810.64	2,750,262.42	2,561,925.22
REIMBURSEMENTS	0.00	0.00	0.00	0.00	0.00	0.00	0.00	0.00	0.00	0.00	0.00	0.00	0.00
NET INTEREST	0.00	151,264.02	89,387.28	18,368.11	7,994.90	28,741.92	90,717.33	81,338.85	25,412.05	0.00	44,825.48	33,327.72	117,578.02
TOTAL	4,976,472.35	4,465,044.07	3,895,113.57	5,026,405.77	2,392,668.24	3,100,634.08	3,349,728.79	3,495,230.02	3,545,503.86	3,276,942.19	3,751,843.20	4,810,303.48	4,619,653.26
DISBURSEMENTS	20,882.75	0.00	0.00	32,925.90	74,813.70	608,853.52	1,041,290.25	1,932,717.28	5,386,643.66	3,802,261.15	4,687,530.63	8,082,196.49	5,552,654.53
ENDING BALANCE	45,953,427.80	50,418,471.87	54,313,585.44	59,307,065.31	61,624,919.85	64,116,700.41	66,425,138.95	67,987,651.69	66,146,511.89	65,621,192.93	64,685,505.50	61,413,612.49	60,480,611.22
WILDLIFE LICENSE PLATE & DONATION - H03													
BALANCE BROUGHT FORWARD	731,377.45	746,188.79	763,884.43	787,065.13	823,773.45	849,565.61	876,659.54	901,664.78	935,922.72	974,212.21	992,888.89	1,020,420.57	1,036,820.59
RECEIPTS													
WILDLIFE PLATE	4,700.00	4,600.00	16,175.00	20,250.00	12,600.00	16,450.00	13,850.00	14,652.50	15,102.50	8,500.00	13,750.00	8,200.00	12,780.00
DONATIONS	10,111.34	11,073.95	5,564.87	16,188.17	13,080.96	10,248.92	9,886.10	18,502.08	22,792.40	10,176.68	13,120.29	7,689.51	10,873.79
NET INTEREST	0.00	2,021.69	1,440.83	270.15	111.20	395.01	1,269.14	1,103.36	394.59	0.00	661.39	510.51	1,951.56
TOTAL	14,811.34	17,695.64	23,180.70	36,708.32	25,792.16	27,093.93	25,005.24	34,257.94	38,289.49	18,676.68	27,531.68	16,400.02	25,605.35
DISBURSEMENTS	0.00	0.00	0.00	0.00	0.00	0.00	0.00	0.00	0.00	0.00	0.00	0.00	0.00
ENDING BALANCE	746,188.79	763,884.43	787,065.13	823,773.45	849,565.61	876,659.54	901,664.78	935,922.72	974,212.21	992,888.89	1,020,420.57	1,036,820.59	1,062,425.94
URBAN MASS TRANSIT - H04													
BALANCE BROUGHT FORWARD	2,453,281.66	1,652,046.62	3,774,081.06	3,022,278.32	3,318,421.25	2,913,544.11	2,289,018.59	2,056,269.72	2,148,099.31	1,813,664.79	2,511,972.05	2,580,369.31	2,556,849.78
VOUCHERS PAYABLE	0.00	0.00	0.00	0.00	0.00	0.00	0.00	0.00	0.00	0.00	0.00	0.00	0.00
RECEIPTS													
FEDERAL AID & MATCHING	(131,354.00)	1,793,314.08	521,222.61	1,077,368.24	697,255.88	181,456.75	177,769.91	4,768,329.34	1,160,313.70	1,592,464.00	1,941,543.80	726,586.77	(14.69)
STATE FUNDS	0.00	1,500,000.00	0.00	0.00	0.00	0.00	0.00	0.00	0.00	0.00	0.00	0.00	0.00
NET INTEREST	0.00	6,029.55	4,959.27	1,279.89	426.56	1,395.96	4,088.28	2,811.62	(692.63)	0.00	1,554.97	1,263.71	4,679.16
TOTAL	(131,354.00)	3,299,343.63	526,181.88	1,078,648.13	697,682.44	182,852.71	181,858.19	4,771,140.96	1,159,621.07	1,592,464.00	1,943,098.77	727,850.48	4,664.47
DISBURSEMENTS	669,881.04	1,177,309.19	1,277,984.62	782,505.20	1,102,559.58	807,378.23	414,607.06	4,679,311.37	1,494,055.59	894,156.74	1,874,701.51	751,370.01	767,627.55
ENDING BALANCE	1,652,046.62	3,774,081.06	3,022,278.32	3,318,421.25	2,913,544.11	2,289,018.59	2,056,269.72	2,148,099.31	1,813,664.79	2,511,972.05	2,580,369.31	2,556,849.78	1,793,886.70

**WYOMING DEPARTMENT OF TRANSPORTATION
RURAL TRANSIT, SIB, AND RADIOACTIVE WASTE ACCOUNTS
ACTUAL CASH FLOW**

44,866.00

	2021												2022
	October	November	December	January	February	March	April	May	June	July	August	September	October
STATE INFRASTRUCTURE - H07													
BALANCE BROUGHT FORWARD	35,716,739.23	35,716,739.23	35,810,532.64	35,879,520.00	35,891,991.06	35,896,963.30	35,913,867.57	35,970,205.82	36,015,143.06	36,034,828.38	36,034,828.38	36,059,103.86	36,077,406.87
CUSTOMER DEPOSIT	0.00	0.00	0.00	0.00	0.00	0.00	0.00	0.00	0.00	0.00	0.00	0.00	0.00
RECEIPTS													
TRANSFERS IN	0.00	0.00	0.00	0.00	0.00	0.00	0.00	0.00	0.00	0.00	0.00	0.00	0.00
NET INTEREST	0.00	93,793.41	68,987.36	12,471.06	4,972.24	16,904.27	56,338.25	44,937.24	19,685.32	0.00	24,275.48	18,303.01	68,412.96
TOTAL	0.00	93,793.41	68,987.36	12,471.06	4,972.24	16,904.27	56,338.25	44,937.24	19,685.32	0.00	24,275.48	18,303.01	68,412.96
DISBURSEMENTS	0.00	0.00	0.00	0.00	0.00	0.00	0.00	0.00	0.00	0.00	0.00	0.00	0.00
ENDING BALANCE	35,716,739.23	35,810,532.64	35,879,520.00	35,891,991.06	35,896,963.30	35,913,867.57	35,970,205.82	36,015,143.06	36,034,828.38	36,034,828.38	36,059,103.86	36,077,406.87	36,145,819.83
TRANSPORTATION INFORMATION SYSTEM - H08													
BALANCE BROUGHT FORWARD	197,248.11	261,028.11	320,096.76	387,166.89	451,585.62	508,103.00	584,265.81	647,445.50	713,210.72	789,974.53	855,509.53	10,941,796.73	11,004,937.70
RECEIPTS													
2604 - TIS FEE	63,780.00	59,065.00	66,220.00	64,295.00	56,460.00	75,935.00	62,625.00	65,015.00	76,065.00	65,535.00	85,734.33	61,212.31	71,835.00
TRANSFERS IN	0.00	0.00	0.00	0.00	0.00	0.00	0.00	0.00	0.00	0.00	10,000,000.00	0.00	0.00
NET INTEREST	18.11	3.65	850.13	123.73	57.38	227.81	554.69	750.22	698.81	0.00	552.87	1,928.66	20,816.07
TOTAL	63,798.11	59,068.65	67,070.13	64,418.73	56,517.38	76,162.81	63,179.69	65,765.22	76,763.81	65,535.00	10,086,287.20	63,140.97	92,651.07
DISBURSEMENTS	0.00	0.00	0.00	0.00	0.00	0.00	0.00	0.00	0.00	0.00	0.00	0.00	0.00
ENDING BALANCE	261,046.22	320,096.76	387,166.89	451,585.62	508,103.00	584,265.81	647,445.50	713,210.72	789,974.53	855,509.53	10,941,796.73	11,004,937.70	11,097,588.77
RADIOACTIVE WASTE - H09													
BALANCE BROUGHT FORWARD	108,521.60	108,521.60	121,521.60	121,521.60	121,521.60	138,321.60	138,321.60	138,321.60	151,121.60	151,121.60	151,121.60	169,521.60	169,521.60
RECEIPTS													
TRANSFERS IN	0.00	0.00	0.00	0.00	0.00	0.00	0.00	0.00	0.00	0.00	0.00	0.00	0.00
HAZARDOUS WASTE FEE	0.00	13,000.00	0.00	0.00	16,800.00	0.00	0.00	12,800.00	0.00	0.00	18,400.00	0.00	0.00
NET INTEREST	0.00	0.00	0.00	0.00	0.00	0.00	0.00	0.00	0.00	0.00	0.00	0.00	0.00
TOTAL	0.00	13,000.00	0.00	0.00	16,800.00	0.00	0.00	12,800.00	0.00	0.00	18,400.00	0.00	0.00
DISBURSEMENTS	0.00	0.00	0.00	0.00	0.00	0.00	0.00	0.00	0.00	0.00	0.00	0.00	0.00
ENDING BALANCE	108,521.60	121,521.60	121,521.60	121,521.60	138,321.60	138,321.60	138,321.60	151,121.60	151,121.60	151,121.60	169,521.60	169,521.60	169,521.60

**WYOMING DEPARTMENT OF TRANSPORTATION
INTERLOCK AND AIR SERVICE ENHANCEMENTS ACCOUNTS
ACTUAL CASH FLOW**

1-Nov-22

	2021												2022
	October	November	December	January	February	March	April	May	June	July	August	September	October
INTERLOCK - H10													
BALANCE BROUGHT FORWARD	414,015.76	418,806.25	426,857.87	436,267.39	444,573.07	452,004.38	465,715.43	475,712.54	484,998.03	483,926.65	490,767.52	500,995.79	509,247.10
RECEIPTS													
TRANSFERS IN	0.00	0.00	0.00	0.00	0.00	0.00	0.00	0.00	0.00	0.00	0.00	0.00	0.00
INTERLOCK DEVICE FEES	5,900.00	6,800.00	8,400.00	7,955.37	7,270.40	13,200.00	9,100.00	8,600.00	8,700.00	6,740.87	9,700.00	7,900.00	9,464.68
24/7 LICENSE FEES	100.00	100.00	200.00	200.00	100.00	300.00	200.00	100.00	0.00	100.00	200.00	100.00	0.00
NET INTEREST	0.00	1,151.62	809.52	150.31	60.91	211.05	697.11	585.49	173.48	0.00	328.27	251.31	958.07
TOTAL	6,000.00	8,051.62	9,409.52	8,305.68	7,431.31	13,711.05	9,997.11	9,285.49	8,873.48	6,840.87	10,228.27	8,251.31	10,422.75
DISBURSEMENTS	1,209.51	0.00	0.00	0.00	0.00	0.00	0.00	0.00	9,944.86	0.00	0.00	0.00	0.00
ENDING BALANCE	418,806.25	426,857.87	436,267.39	444,573.07	452,004.38	465,715.43	475,712.54	484,998.03	483,926.65	490,767.52	500,995.79	509,247.10	519,669.85
AIR SERVICE ENHANCEMENTS - H11													
BALANCE BROUGHT FORWARD	2,316,731.16	2,308,152.42	3,639,082.07	3,644,243.06	3,578,260.63	3,450,877.01	3,215,160.95	3,216,560.39	3,025,052.18	3,014,987.68	3,000,463.38	2,941,630.68	2,455,301.12
RECEIPTS													
TRANSFERS IN	0.00	1,415,284.00	0.00	0.00	0.00	0.00	0.00	0.00	0.00	0.00	0.00	0.00	0.00
GENERAL FUNDS	0.00	0.00	0.00	0.00	0.00	0.00	0.00	0.00	0.00	0.00	0.00	0.00	0.00
NET INTEREST	0.00	6,643.48	5,140.99	1,266.94	500.84	1,646.99	4,602.92	4,037.33	904.31	0.00	2,028.53	1,507.78	5,032.10
TOTAL	0.00	1,421,927.48	5,140.99	1,266.94	500.84	1,646.99	4,602.92	4,037.33	904.31	0.00	2,028.53	1,507.78	5,032.10
DISBURSEMENTS	8,578.74	90,997.83	-20.00	67,249.37	127,884.46	237,363.05	3,203.48	195,545.54	10,968.81	14,524.30	60,861.23	487,837.34	30,351.66
ENDING BALANCE	2,308,152.42	3,639,082.07	3,644,243.06	3,578,260.63	3,450,877.01	3,215,160.95	3,216,560.39	3,025,052.18	3,014,987.68	3,000,463.38	2,941,630.68	2,455,301.12	2,429,981.56
COMMERCIAL AIR SERVICE ENHANCEMENTS - H12													
BALANCE BROUGHT FORWARD	13,807,412.49	12,787,842.08	10,409,470.60	13,373,043.30	11,794,215.78	11,796,027.08	11,856,930.03	11,877,110.68	11,521,084.39	11,767,229.34	11,767,229.34	11,775,156.53	11,722,512.48
RECEIPTS													
TRANSFERS IN	0.00	0.00	2,000,000.00	0.00	0.00	0.00	0.00	0.00	0.00	0.00	0.00	0.00	0.00
GENERAL FUNDS	0.00	0.00	0.00	0.00	0.00	0.00	0.00	0.00	0.00	0.00	0.00	0.00	0.00
NET INTEREST	108,453.99	251,163.49	963,572.70	246,454.84	1,811.30	60,902.95	20,180.65	164,838.48	246,144.95	0.00	7,927.19	5,976.88	45,703.48
TOTAL	108,453.99	251,163.49	2,963,572.70	246,454.84	1,811.30	60,902.95	20,180.65	164,838.48	246,144.95	0.00	7,927.19	5,976.88	45,703.48
DISBURSEMENTS	1,128,024.40	2,629,534.97	0.00	1,825,282.36	0.00	0.00	0.00	520,864.77	0.00	0.00	0.00	58,620.93	0.00
ENDING BALANCE	12,787,842.08	10,409,470.60	13,373,043.30	11,794,215.78	11,796,027.08	11,856,930.03	11,877,110.68	11,521,084.39	11,767,229.34	11,767,229.34	11,775,156.53	11,722,512.48	11,768,215.96

**WYOMING DEPARTMENT OF TRANSPORTATION
STATE HIGHWAY ACCOUNT H01/H06**

	2021 October	November	December	January	February	March	April	May	June	July	August	September	2022 October
BALANCE BROUGHT FORWARD	86,023,521	87,172,355	85,126,387	87,694,154	148,749,755	140,470,920	140,485,794	130,360,900	128,725,794	131,655,587	111,735,526	106,186,643	100,440,446
NSF/VOU. PAY./FUND BAL. RESERVE	(1,461)	34,559	7,742	942	1,605	(572)	14,896	1,106	8,106	(148)	(3,413)	(83,365)	297,896
RECEIPTS													
13 CENT GASOLINE TAX	2,729,810	2,482,317	1,953,047	2,221,787	1,378,539	1,761,830	1,564,092	1,669,936	1,854,670	1,930,173	1,684,929	2,645,170	2,539,313
1 CENT GASOLINE TAX (ALT)	367,871	331,400	308,697	295,930	193,936	237,593	209,586	224,309	245,291	260,800	306,072	353,923	338,685
13 CENT SPECIAL FUELS TAX	3,833,919	3,227,688	3,054,458	4,419,157	1,752,001	2,285,427	2,753,343	2,842,873	2,823,918	2,382,997	3,211,876	3,671,736	3,420,297
1 CENT SPECIAL FUELS TAX (ALT)	566,742	559,509	496,047	591,529	378,105	427,169	523,924	479,510	652,170	638,999	537,618	563,149	487,346
SPECIAL FUELS SALES TAX	0	0	0	0	0	0	0	791,805	0	0	0	0	0
GASOLINE DEALERS LICENSE	1,925	1,175	3,250	1,150	1,950	600	1,425	1,875	1,500	2,575	1,375	1,550	1,475
SPECIAL FUEL DEALER LICENSE	2,470	4,405	7,190	3,560	3,330	2,190	1,675	2,090	1,920	2,968	6,803	3,111	1,775
MOTOR VEHICLE REGISTRATION	6,333,999	6,177,256	5,814,077	11,586,536	3,477,788	13,210,037	3,276,092	10,249,662	11,154,618	4,067,758	10,578,254	4,233,623	6,341,441
DRIVERS LICENSES	497,343	536,681	513,189	485,242	438,161	601,451	515,619	581,842	543,538	490,718	650,507	468,224	530,688
COMMERCIAL DRIVERS LICENSES	41,384	40,930	48,028	56,070	62,095	45,540	36,906	38,124	39,870	34,080	48,988	35,996	42,324
COMMERCIAL VEHICLE FEES	923,808	940,266	939,998	812,612	662,231	1,008,726	837,769	851,652	998,100	894,965	1,093,132	948,716	998,489
MOTOR CARRIER FEES	2,310	1,700	1,750	1,850	1,950	2,400	1,550	2,700	2,350	1,900	3,060	2,300	1,700
ROW FEES	1,898	(2,698)	4,034	3,908	3,101	3,096	2,732	3,466	4,170	5,429	3,166	6,699	1,700
FEDERAL MINERAL ROYALTIES	8,568,481	0	0	56,029,019	0	0	0	0	0	0	0	57,600	3,155,625
COAL SEVERANCE TAX	1,556,477	0	0	4,844,109	0	0	310,914	0	0	0	0	0	2,392,408
SIB TRANSFERS	0	0	0	0	0	0	0	0	244,000	(244,000)	0	0	0
INTEREST	0	252,368	213,038	36,868	18,485	75,263	200,626	191,336	57,149	0	96,365	65,061	227,533
FEDERAL REIMBURSEMENT	36,605,972	31,263,549	30,848,108	15,301,448	16,219,399	14,983,966	18,056,535	36,035,239	50,991,113	54,138,553	61,762,875	58,613,441	35,342,602
SIGN PERMITS	560	1,200	3,070	157,350	64,716	32,813	28,615	16,378	8,570	2,155	6,439	830	4,711
ENERGY AUDIT BOND REVENUE	0	0	0	0	0	0	0	0	0	0	0	0	0
CITY, COUNTY & OTHER AID	2,099,738	623,692	1,764,295	132,860	403,437	391,275	83,904	147,025	397,083	65,289	755,274	120,183	1,496,197
GEN. FUNDS SURFACE TRANS.	0	0	0	0	0	0	0	0	0	0	0	0	0
GENERAL FUND - AIP	0	0	0	0	0	0	0	0	0	0	0	0	0
INSURANCE RECOVERY	43,340	36,963	94,387	10,793	0	0	10,014	968	280,335	4,068	57,412	145,043	35,263
DR RECEIPTS	226,557	315,094	207,316	308,481	312,703	184,427	312,473	137,871	256,098	778,751	245,174	295,603	254,990
ARS RECEIPTS	274,639	500,106	240,227	69,134	194,320	224,716	284,908	182,860	503,710	190,269	342,372	362,471	262,071
MISCELLANEOUS RECEIPTS	818,863	205,542	299,598	78,139	731,634	136,772	188,552	299,970	133,574	467,030	231,458	139,960	215,717
TOTAL	65,498,107	47,499,142	46,813,805	97,447,534	26,297,881	35,615,289	29,201,253	54,751,491	71,193,749	66,115,477	81,623,147	72,734,388	58,092,351
DISBURSEMENTS	64,347,812	49,579,669	44,253,780	36,392,875	34,578,321	35,599,842	39,341,043	56,387,703	68,272,063	86,035,390	87,168,617	78,397,221	75,079,397
ENDING BALANCE (H01 & H06)	87,172,355	85,126,387	87,694,154	148,749,755	140,470,920	140,485,794	130,360,900	128,725,794	131,655,587	111,735,526	106,186,643	100,440,446	83,751,296

**Preliminary figures subject to minor adjustments

**WYOMING DEPARTMENT OF TRANSPORTATION
ENCUMBRANCE REPORT
NOVEMBER 1, 2022**

	FEDERAL REIMBURSEMENTS		INVENTORY	STATE FUNDS				THIRD PARTY REIMBURSEMENTS	TOTAL
	Advanced Construction	Obligation Amount		SCP	SCP-TC	SM	Other State		
Parent Project									
AERONAUTICS		41,453,289		9,508,341		887,307	2,262,193	30,189	54,141,318
CONSTRUCTION	1,198,847	229,284,760		126,148	8,602,339	20,078,183	768,720	3,006,392	263,065,390
DAMAGE REPAIRS	29,813	46,243				7,610	663,299	21,726	768,691
EQUIPMENT							15,691,859		15,691,859
ESE-MSE							735,382		735,382
FACILITIES							3,026,909		3,026,909
FTA_RMTP		15,208,867					1,312,185	5,182,155	21,703,208
HWY_SAFETY		1,723,108				178,819			1,901,927
LAW_ENF_GRANT		1,999,276				273,413			2,272,688
MAINT_DRAINAGE							300		300
MAINT_ELECTRIC							816,300		816,300
MAINT_RESTAREA							891,508		891,508
MAINT_ROADSIDE							6,602		6,602
MAINT_SNOWCNTRL							69,492		69,492
MAINT_STRUCTURE							3,555		3,555
OPER & ADMIN							1,037,956		1,037,956
OTHER								83,952	83,952
OVERHEAD			20,049,526				12,800,560		32,850,086
PLANNING		1,362,788				30,285		109,650	1,502,723
SHOP							999,985		999,985
SPECIAL_MAINT							103,462		103,462
TELECOMM							1,105,822		1,105,822
TRAINING							88,434		88,434
GRAND TOTAL	1,228,660	291,078,331	20,049,526	9,634,489	8,602,339	21,455,616	42,384,521	8,434,063	402,867,546

SCP - State Construction Program Funds

SL - State Legislative General Funds

SM - State Matching for Federal Funds

ESE-MSE - Engineering Studies and Evaluations - Maintenance Studies and Evaluations

FTA_RMTP - Federal Transit Authority - Rural Mass Transit

MCSAP - Motor Carrier Safety Assistance Program

SCP-TC - State Construction Program Funds - Ten Cent Motor Fuel Funds

**WYOMING DEPARTMENT OF TRANSPORTATION
PROJECTS LET TO CONTRACT
(DOLLARS)**

MONTHLY													
	FY 2012	FY 2013	FY 2014	FY 2015	FY 2016	FY 2017	FY 2018	FY 2019	FY2020	FY2021	FY2022	FY2023	
October	35,355,257	36,057,446	58,878,571	42,090,985	31,949,318	30,061,083	28,635,008	35,162,156	31,726,174	32,906,369	31,258,928	118,418,163	COMMISSION
November	34,925,973	25,578,245	51,513,581	34,897,979	23,603,064	35,100,814	22,381,020	22,678,375	54,721,912	35,844,867	41,376,512	33,805,082	BID LETTING
December	21,426,324	20,166,461	18,712,371	33,779,844	25,801,208	14,387,393	31,147,756	28,743,821	22,400,295	37,759,452	33,687,070		
January	22,372,199	22,577,640	12,785,578	32,242,624	18,749,059	31,819,678	15,728,233	11,411,437	13,565,539	8,618,089	24,769,140		
February	20,488,414	20,216,645	17,760,556	29,484,727	12,900,766	45,101,333	10,898,926	11,019,558	17,071,044	15,264,082	30,817,025		
March	31,174,042	12,523,535	33,486,944	12,797,393	12,402,357	13,628,445	23,175,780	33,310,890	18,702,069	19,352,017	55,917,490		
April	27,668,362	11,908,611	24,417,528	16,308,319	24,264,292	61,124,323	23,362,107	14,479,647	5,342,720	51,522,516	26,591,710		
May	33,361,945	35,705,780	34,118,331	12,669,905	22,893,027	24,926,103	18,021,007	78,739,708	19,457,390	19,395,311	32,225,916		
June	28,956,217	29,407,869	15,509,394	0	46,408,405	965,976	0	0	0	0	0		
July	17,759,978	13,443,598	35,480,926	14,448,745	11,532,694	17,145,260	13,619,464	27,859,648	14,971,715	58,091,323	72,829,598		
August	14,821,556	2,007,281	0	0	16,514,077	1,940,605	16,673,316	25,331,032	0	27,121,261	21,282,922		
September	30,408,763	14,712,212	29,200,668	21,709,231	20,603,693	30,353,505	56,585,193	23,647,905	62,760,505	24,514,033	15,073,415		
Total	318,719,030	244,305,323	331,864,448	250,429,752	267,621,960	306,554,518	260,227,812	312,384,177	260,719,362	330,389,319	385,829,725	152,223,245	

QUARTERLY (ACCUMULATED)													
1st Qtr.	91,707,554	81,802,152	129,104,523	110,768,808	81,353,590	79,549,290	82,163,785	86,584,352	108,848,380	106,510,688	106,322,509	152,223,245	
2nd Qtr.	165,742,209	137,119,972	193,137,601	185,293,552	125,405,772	170,098,746	131,966,724	142,326,237	158,187,032	149,744,875	217,826,165	152,223,245	
3rd Qtr.	255,728,733	214,142,232	267,182,854	214,271,776	218,971,496	257,115,148	173,349,839	235,545,592	182,987,142	220,662,702	276,643,791	152,223,245	
4th Qtr.	318,719,030	244,305,323	331,864,448	250,429,752	267,621,960	306,554,518	260,227,812	312,384,177	260,719,362	330,389,319	385,829,725	152,223,245	

**Preliminary figures subject to minor adjustments

**WYOMING DEPARTMENT OF TRANSPORTATION
FUND H01 - STATE HIGHWAY FUND (COMMISSION)
STATE/FEDERAL FUNDED PROGRAMS**

		2023	EXPENDED		AVAILABLE	PORTION OF
		BUDGET	TO DATE	ENCUMBRANCES	BUDGET	BUDGET USED
ENGINEERING DIVISION - HIP PROGRAM:						
0000	Transportation Commission	\$ 286,379	\$ 9,434	\$ -	\$ 276,945	3%
0110	Chief Engineer and Staff	\$ 793,277	\$ 127,861	\$ -	\$ 665,416	16%
1200	Construction Staff	\$ 1,617,206	\$ 153,858	\$ 206,732	\$ 1,256,616	22%
1630/1631	Highway Development	\$ 871,546	\$ 128,503	\$ -	\$ 743,043	15%
1660	Right of Way	\$ 1,056,522	\$ 44,766	\$ -	\$ 1,011,756	4%
1640	Materials (Laboratory)	\$ 1,610,961	\$ 119,640	\$ 133,782	\$ 1,357,540	16%
1610	Contracts and Estimates	\$ 321,834	\$ 41,532	\$ 4,990	\$ 275,312	14%
1600	Bridge Design	\$ 712,774	\$ 22,273	\$ -	\$ 690,501	3%
1632	Project Development	\$ 1,644,076	\$ 43,442	\$ 477,351	\$ 1,123,283	32%
1633	Photogrammetry and Survey	\$ 641,484	\$ 28,727	\$ -	\$ 612,757	4%
1634	Project Management Oversight	\$ 365,731	\$ 35,343	\$ 79,974	\$ 250,414	32%
1620	Geology	\$ 712,192	\$ 38,208	\$ 6,035	\$ 667,949	6%
1800	Traffic Operations - Engr.	\$ 1,055,201	\$ 144,683	\$ 141,447	\$ 769,071	27%
0201/1211	District 1 - Operations - Engr.	\$ 1,407,678	\$ 84,455	\$ 32,667	\$ 1,290,556	8%
0202/1212	District 2 - Operations - Engr.	\$ 1,627,516	\$ 148,982	\$ 15,088	\$ 1,463,446	10%
0203/1213	District 3 - Operations - Engr.	\$ 1,657,560	\$ 108,286	\$ 16,884	\$ 1,532,391	8%
0204/1214	District 4 - Operations - Engr.	\$ 1,543,971	\$ 88,941	\$ 32,632	\$ 1,422,398	8%
0205/1215	District 5 - Operations - Engr.	\$ 1,747,789	\$ 86,592	\$ 17,618	\$ 1,643,579	6%
TOTAL -	ENGINEERING DIVISION	\$ 19,673,697	\$ 1,455,527	\$ 1,165,199	\$ 17,052,970	13%
TRANSPORTATION PLANNING & ADMINISTRATION						
0120	Chief Financial Officer	\$ 269,270	\$ 16,387	\$ -	\$ 252,883	6%
0130	Chief Technology Officer	\$ 610,528	\$ 176,000	\$ 264,228	\$ 170,300	72%
2800	Financial Services	\$ 3,580,412	\$ 457,844	\$ 401,241	\$ 2,721,328	24%
2100	Budget	\$ 1,352,859	\$ 79,404	\$ -	\$ 1,273,455	6%
2300	Grants & Contracts	\$ 454,110	\$ 31,049	\$ 520	\$ 422,541	7%
2430	Civil Rights Office	\$ 445,649	\$ 39,769	\$ 288,125	\$ 117,755	74%
4410	Compliance & Investigation	\$ 783,323	\$ 65,877	\$ -	\$ 717,446	8%
2420	Training Program Manager	\$ 566,979	\$ 50,866	\$ 38,867	\$ 477,245	16%
2405	Office Services - Printing	\$ 859,370	\$ 48,153	\$ -	\$ 811,217	6%
2860	Intelligent Transportation	\$ 339,045	\$ 32,361	\$ 11,118	\$ 295,566	13%
2210	Enterprise Technology	\$ 2,562,268	\$ 76,488	\$ 3,386	\$ 2,482,394	3%
2411	Human Resources - Commission	\$ 94,903	\$ 711	\$ -	\$ 94,192	1%
0160	Public Safety Communication Commission	\$ 19,750	\$ 106	\$ -	\$ 19,644	1%
WYOUTRN	WYDOT University	\$ 712,572	\$ 79,369	\$ 88,414	\$ 544,789	24%
1650	Planning	\$ 5,268,349	\$ 355,122	\$ -	\$ 4,913,227	7%
1652	Environmental Services	\$ 570,205	\$ 34,779	\$ 890	\$ 534,536	6%
1653	Programming	\$ 2,823,566	\$ 203,250	\$ -	\$ 2,620,316	7%
1651/3600	Local Government / Federal Transit	\$ 386,215	\$ 44,443	\$ -	\$ 341,773	12%
1820	Highway Safety	\$ 1,870,437	\$ 115,903	\$ -	\$ 1,754,534	6%
Various	Federal Funds -NCHRP-TRB Pool Funds	\$ 442,626	\$ 3,125	\$ -	\$ 439,501	1%
TRAIN16	Training Programs	\$ 6,807,849	\$ 494,754	\$ 20	\$ 6,313,075	7%
TOTAL -	TRANSPORTATION PLANNING DIVISION	\$ 30,820,285	\$ 2,405,762	\$ 1,096,809	\$ 27,317,714	11%

This page is in reference to page 13 of the Operating Budget

**WYOMING DEPARTMENT OF TRANSPORTATION
FUND H01 - STATE HIGHWAY FUND (COMMISSION)**

		2023	EXPENDED		AVAILABLE	PORTION OF
OPERATIONS AND OTHER DIVISION ALLOCATIONS:		BUDGET	TO DATE	ENCUMBRANCES	BUDGET	BUDGET USED
2415	Employee Safety	\$ 1,101,615	\$ 78,437	\$ 83,837	\$ 939,341	15%
2850	Equipment Staff	\$ 906,805	\$ 75,423	\$ 75,505	\$ 755,878	17%
2830	Telecommunications/RWIS	\$ 7,027,925	\$ 328,408	\$ 1,567,585	\$ 5,131,932	27%
2840	Facility Management	\$ 1,869,451	\$ 83,596	\$ 19,582	\$ 1,766,273	6%
RELOCAT	Employee Relocation-WHD	\$ -	\$ -	\$ -	\$ -	0%
OUTDRAD	Outdoor Advertising	\$ 72,613	\$ 5,477	\$ -	\$ 67,136	8%
TRFSIGN	LOGO Signs	\$ 91,304	\$ 8,179	\$ -	\$ 83,125	9%
LEGALRS	Legal Research/Claims - Internal	\$ 10,000	\$ -	\$ -	\$ 10,000	0%
LEGALRS	Legal Research/Claims - External	\$ 172,000	\$ 25,965	\$ -	\$ 146,035	15%
4441	License Plate & Tab Production Costs	\$ 2,012,117	\$ 19,974	\$ 136,948	\$ 1,855,195	8%
Subtotal - Operations Division		\$ 13,263,830	\$ 625,459	\$ 1,883,456	\$ 10,754,915	19%
MAINTENANCE PROGRAM						
REGULAR MAINTENANCE PROGRAM ALLOCATIONS:						
1300-1315	Maintenance Overhead	\$ 8,354,590	\$ 597,501	\$ 376,455	\$ 7,380,634	12%
SUPRVSN	Direct Supervision	\$ 6,987,181	\$ 364,407	\$ -	\$ 6,622,774	5%
RDSRFCE	Road Surface	\$ 11,952,208	\$ 115,229	\$ -	\$ 11,836,980	1%
SHLDAPR	Shoulders and Approaches	\$ 4,490,477	\$ 218,883	\$ -	\$ 4,271,594	5%
RSDSLSP	Roadside and Landscape	\$ 7,415,904	\$ 771,065	\$ 6,602	\$ 6,638,238	10%
DRAINAG	Drainage	\$ 1,682,334	\$ 126,392	\$ 300	\$ 1,555,642	8%
STRCTRS	Structures	\$ 527,935	\$ 9,360	\$ 3,555	\$ 515,020	2%
SNWCTRL	Snow Control	\$ 28,844,528	\$ 665,076	\$ 69,492	\$ 28,109,960	3%
SALTSTR	Salt/Sand, Brine and Loader Storage Facilities	\$ 29,023	\$ 297	\$ -	\$ 28,726	1%
1321-1325	Traffic Overhead	\$ 2,309,017	\$ 92,899	\$ 67,129	\$ 2,148,990	7%
1390-1395	Shop Operations	\$ 5,348,681	\$ 429,802	\$ 18,457	\$ 4,900,422	8%
LNPAINT	Lane and Line Painting	\$ 5,397,751	\$ 689,701	\$ -	\$ 4,708,050	13%
SIGNING	Signing	\$ 2,320,083	\$ 97,639	\$ -	\$ 2,222,444	4%
ELECFTR	Electrical Features	\$ 5,587,059	\$ 309,209	\$ 816,300	\$ 4,461,550	20%
RDWYOPS	Roadway Operations	\$ 2,301,402	\$ 199,641	\$ -	\$ 2,101,761	9%
Various	Rest Areas, Parks, Info Centers	\$ 3,238,942	\$ 224,491	\$ 891,508	\$ 2,122,943	34%
Various	Damage Repairs	\$ 5,248,706	\$ 434,906	\$ 663,299	\$ 4,150,501	21%
Subtotal - Regular Maintenance Program		\$ 102,035,821	\$ 5,346,495	\$ 2,913,096	\$ 93,776,230	8%
SPECIAL MAINTENANCE PROJECTS:						
B239050	Testing/Registration Fuel Tanks	\$ 6,000	\$ -	\$ -	\$ 6,000	0%
B239049	MDSS Access & Support Fees	\$ 114,700	\$ -	\$ -	\$ 114,700	0%
B239051	Forecasts Weather	\$ 70,350	\$ -	\$ -	\$ 70,350	0%
B239046	Wyoming One Call	\$ 17,500	\$ -	\$ -	\$ 17,500	0%
B239052	Testing/Monitoring Sumps/Modifications	\$ 85,000	\$ -	\$ 85,000	\$ -	100%
B239047	Pollution Discharge Elimination (NPDES)	\$ 25,000	\$ -	\$ -	\$ 25,000	0%
B239053	Noxious Weed Control Department of Agriculture	\$ 550,000	\$ -	\$ -	\$ 550,000	0%
B139043	Living Snow Fence	\$ 100,000	\$ -	\$ -	\$ 100,000	0%
SCALMNT	Platform and Weight-in-Motion Scales	\$ 428,781	\$ 22,971	\$ 4,800	\$ 401,010	6%
B239041	Underground Injection Control (UIC) Consultant	\$ 20,000	\$ -	\$ -	\$ 20,000	0%
Subtotal - Special Maintenance Program		\$ 1,417,331	\$ 22,971	\$ 89,800	\$ 1,304,560	8%
Total - Maintenance		\$ 103,453,152	\$ 5,369,466	\$ 3,002,896	\$ 95,080,790	8%

This page is in reference to pages 13 & 14 of the Operating Budget

**Wyoming Department of Transportation
FUNDS H06, H11, I06, I08, & ARP (LEGISLATIVE)**

FUND H06 TRANSPORTATION DEPARTMENT ADMINISTRATION		2023 BUDGET	EXPENDED TO DATE	ENCUMBRANCES	AVAILABLE BUDGET	PORTION OF BUDGET USED
0101	Director-Dept. of Transportation	\$ 363,097	\$ 32,366	\$ -	\$ 330,731	9%
0102	Legal Services	\$ 4,692	\$ -	\$ -	\$ 4,692	0%
0103	Internal Review	\$ 720,981	\$ 60,311	\$ -	\$ 660,670	8%
0104	Public Affairs	\$ 875,287	\$ 73,877	\$ 94,300	\$ 707,110	19%
TOTAL - TRANSPORTATION DEPARTMENT ADMINISTRATION		\$ 1,964,057	\$ 166,555	\$ 94,300	\$ 1,703,202	13%
FUND H06 ADMINISTRATIVE SERVICES DIVISION						
4400	Admin. Services - Administrator	\$ 184,005	\$ 14,690	\$ -	\$ 169,315	8%
4420	} Driver Services	\$ 9,829,075	\$ 764,223	\$ 291,855	\$ 8,772,997	11%
4424	} Transportation Information System	\$ 6,624,000	\$ -	\$ -	\$ 6,624,000	0%
4440	} Motor Vehicle Services	\$ 1,894,743	\$ 403,854	\$ -	\$ 1,490,889	21%
4430	} Fuel Tax Administration	\$ 1,184,467	\$ 65,278	\$ -	\$ 1,119,189	6%
2410	} Human Resources	\$ -	\$ -	\$ -	\$ -	0%
2400	} Office Services	\$ 942,972	\$ 56,870	\$ -	\$ 886,102	6%
2810	Management Services	\$ 453,285	\$ 32,702	\$ -	\$ 420,583	7%
2820	Procurement Services	\$ 947,773	\$ 53,750	\$ 3,921	\$ 890,102	6%
0105	Strategic Performance Improvement Program	\$ 354,473	\$ 27,304	\$ 9,096	\$ 318,073	10%
TOTAL - ADMINISTRATIVE SERVICES DIVISION		\$ 22,414,793	\$ 1,418,672	\$ 304,872	\$ 20,691,249	8%
Fund H06 HIGHWAY PATROL DIVISION						
Various	Law Enforcement Program	\$ 41,147,770	\$ 2,697,290	\$ 5,347,282	\$ 33,103,199	20%
Various	Ports of Entry Program	\$ 8,805,727	\$ 514,653	\$ 2,279,983	\$ 6,011,091	32%
TOTAL - HIGHWAY PATROL DIVISION		\$ 49,953,497	\$ 3,211,942	\$ 7,627,264	\$ 39,114,290	22%

This page is in reference to page 19 of the Operating Budget

**Wyoming Department of Transportation
FUNDS H06, H11, I06, I08, & ARP (LEGISLATIVE) ~ CONTINUED**

		2023	EXPENDED		AVAILABLE	PORTION OF
Fund H06 AERONAUTICS DIVISION		BUDGET	TO DATE	ENCUMBRANCES	BUDGET	BUDGET USED
7710	Aeronautics Administration (Fund H06)	\$ 2,441,304	\$ 267,878	\$ 15,380	\$ 2,158,046	12%
7721	Air Services Enhancement Administration (Fund H11)	\$ 121,219	\$ 12,288	\$ -	\$ 108,931	10%
7724	Capacity Purchase Agreement ARPA (Fund ARP)	\$ 4,416,029	\$ -	\$ -	\$ 4,416,029	0%
TOTAL - AERONAUTICS DIVISION		\$ 6,978,552	\$ 280,166	\$ 15,380	\$ 6,683,006	4%
TOTAL - FUND H06		\$ 81,310,899	\$ 5,077,335	\$ 8,041,816	\$ 68,191,747	16%
OTHER APPROPRIATED FUNDS:						
6601	S.A.L.E.C.S.-State Radio Network	\$ 679,796	\$ 36,773	\$ -	\$ 643,023	5%
6603	WYOLINK	\$ 3,626,068	\$ 2,903,873	\$ -	\$ 722,195	80%
6604	WYOLINK LOCAL RADIO ARPA	\$ 2,250,000	\$ -	\$ -	\$ 2,250,000	0%
6605	WYOLINK ARPA	\$ 15,250,000	\$ -	\$ -	\$ 15,250,000	0%
TOTAL - STATE FUND (FUND I08)		\$ 21,805,864	\$ 2,940,646	\$ -	\$ 18,865,218	13%
INTERNAL SERVICE FUND:						
9700	Operations - Aircrafts	\$ 1,202,505	\$ 71,149	\$ -	\$ 1,131,356	6%
TOTAL - INTERNAL SERVICE FUND (FUND I06)		\$ 1,202,505	\$ 71,149	\$ -	\$ 1,131,356	6%

This page is in reference to page 19 of the Operating Budget

GRAND TOTALS

COMMISSION

2023 Commission Budget	\$167,210,964
2023 Commission Expended To Date	\$9,856,214
2023 Commission Encumbered	\$7,148,361 =
Balance	\$150,206,389

10%

NORMAL PERCENT OF BUDGET
USED TO DATE
8%

LEGISLATIVE

2023 Legislative Budget	\$104,319,268
2023 Legislative Expended to Date	\$8,089,129
2023 Legislative Encumbered	\$8,041,816 =
Balance	\$88,188,322

15%

Total Commission and Legislative

2023 Total Budget	\$271,530,232
2023 Total Expended to Date	\$17,945,343 =
2023 Total Encumbered	\$15,190,177
Balance	\$238,394,711

12%

Numbers in blue are within 5% of normal
Numbers in red are greater than 5% of normal
Numbers in black are less than 5% of normal
Numbers in green are grants

Latest Revision 11/9/2022

BIDS FOR CONSIDERATION – NOVEMBER 17, 2022
TRANSPORTATION COMMISSION OF WYOMING

<u>BID NUMBER</u>	<u>DOLLAR AMOUNT</u>	
23-006RE	\$1,518,665.00	Furnish 37 EACH, NEW CURRENT MODEL AWD/FOUR WHEEL DRIVE FOUR DOOR PURSUIT RATED MID-SIZE SUV , for our departments located statewide, in accordance with WYDOT Specification ACD088 dated September 29, 2022. 105 BIDS SOLICITED – 4 BIDS RECEIVED
23-027NG	\$230,741.60	Furnish 955 EACH, MIKROTIK RADIOS AND ACCESSORIES , to our department located in Cheyenne, in accordance with specifications and bid requirements. Low bid meets specifications and bid requirements. 163 BIDS SOLICITED – 2 BIDS RECEIVED

TOTAL DOLLAR AMOUNT: \$1,749,406.60

TOTAL DOLLAR AMOUNT BASED ON APPARENT LOW BIDS

WYOMING DEPARTMENT OF TRANSPORTATION
 TABULATION OF BIDS RECEIVED



FOR (LOCATION): EVANS, COLORADO

DATE: OCTOBER 18, 2022

MATERIAL OR EQUIPMENT TO BE PURCHASED: 37 EACH, NEW CURRENT MODEL AWD/FOUR WHEEL DRIVE FOUR DOOR
PURSUIT RATED MID-SIZE SUV, IN ACCORDANCE WITH WYDOT
SPECIFICATIONS ACD088 DATED SEPTEMBER 29, 2022

ESTIMATED AMOUNT: \$1,443,000.00

BID NO.:23-006RE

BIDDER NAME AND ADDRESS	MAKE, MODEL, ETC.	DELIVERY IN DAYS	NET BID WITHOUT PREFERENCE	+5% INSTATE PREFERENTIAL	COST COMPARISON	AWARD COST
1. Fremont Motors* 6101 E. 2 nd St. Casper, WY 82604	2023 Dodge Durango Pursuit	--	1,512,412.00		1,512,412.00	1,512,412.00
2. Bob Ruwart Motors 2105 16 th St. Wheatland, WY 82201	2023 Dodge Durango Pursuit	180-240	1,518,665.00		1,518,665.00	1,518,665.00
3. Sheridan Motors, Inc. 3270 Wrench Dr. Sheridan, WY 82801	2023 Dodge Durango Pursuit AWD	180-210	1,615,494.00		1,615,494.00	1,615,494.00
4. Ken Garff 2200 Westland Rd. Cheyenne, WY 82001	2023/2024 Ford Police Interceptor Utility	270-730	1,730,890.00		1,730,890.00	1,730,890.00

***IRREGULAR BID**- Did not sign bid

WYOMING DEPARTMENT OF TRANSPORTATION
TABULATION OF BIDS RECEIVED

FOR (LOCATION): CHEYENNEDATE: NOVEMBER 8, 2022MATERIAL OR EQUIPMENT TO BE PURCHASED: 955 EACH, MIKROTIK RADIOS AND ACCESSORIES**ESTIMATED AMOUNT: \$261,520.00****BID NO.: 23-027NG**

BIDDER NAME AND ADDRESS	DELIVERY IN DAYS	NET BID WITHOUT PREFERENCE	+5% INSTATE PREFERENTIAL	COST COMPARISON	AWARD COST
1. Communication Technologies, Inc. 1900 Elk St. Rock Springs, WY 82901	60	230,741.60		230,741.60	230,741.60
2. Questivity, Inc. 1680 Civic Center Dr., Ste. 209 Santa Clara, CA 95050	45-60	608,497.75	30,424.89	638,922.64	608,497.75

**PRE-AWARDED BID
RESULTS
November 10, 2022
Award Date -- November 17, 2022**

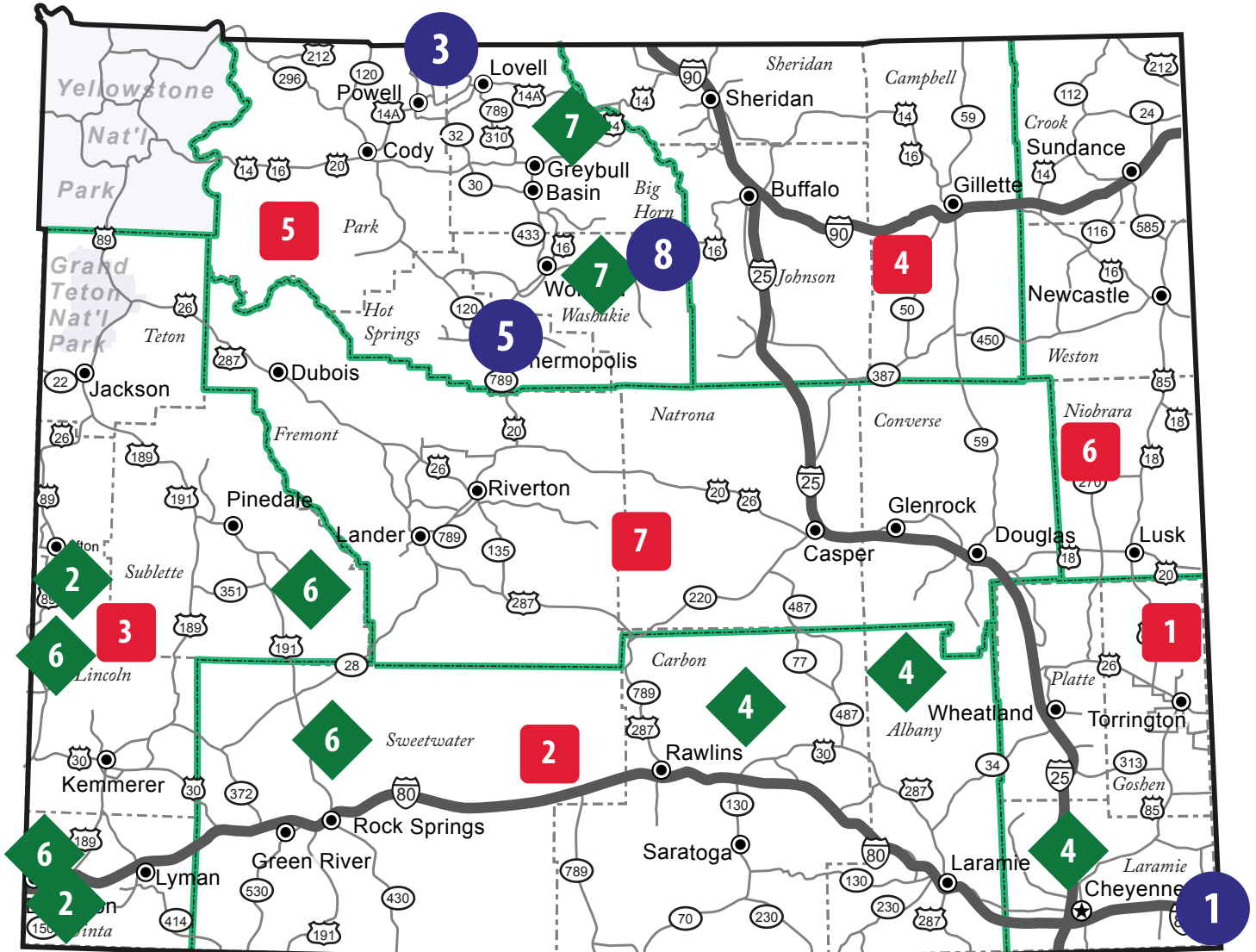
Job 1	Federal Project NHPPI-I806207 involving bituminous surfacing, traffic control, surfacing (concrete), milling and miscellaneous work on approximately 7.10 miles on I-80 (EBL & WBL) beginning at RM 393.40 between Cheyenne and Pine Bluffs in Laramie County. Completion Date: October 31, 2023		
	Engineer's Estimate	\$12,456,940.00	
	Simon Contractors, Cheyenne, WY	\$11,981,285.00	-3.8 %
Job 2	Federal Projects STP-E-P511020 & SCP-TC-BR-B233008 combined involving bridge rehabilitation, traffic control, surfacing(concrete) and miscellaneous work at various locations in Transportation District 3 in Lincoln & Uinta Counties. Completion Date: October 31, 2024		
	Engineer's Estimate	\$6,965,411.00	
	Reiman Corp., Cheyenne, WY	\$11,044,423.95	58.6 %
Job 3	Federal Project NHPP-N345109 involving bituminous surfacing(recycle), traffic control, milling, chip seal and miscellaneous work on approximately 7.50 miles on US 310/WYO 789 beginning at RM 249.49 between Deaver and the Montana State Line in Big Horn & Park Counties. Completion Date: October 31, 2023		
	Engineer's Estimate	\$4,182,754.00	
	Mountain Construction Company, Lovell, WY	\$4,166,295.80	-0.4 %
	McGarvin-Moberly Construction Co., Worland, WY	\$4,680,277.80	
Job 4	Federal Project HSIP-B231014 involving guardrail, traffic control, grading and miscellaneous work at various locations in Transportation District 1 in Albany, Carbon & Laramie Counties. Completion Date: October 31, 2023		
	Engineer's Estimate	\$2,217,698.00	
	S & L Industrial, Cowley, WY	\$2,797,566.65	26.1 %

Job 5	Federal Project HSIP-N343045 involving grading, drainage, traffic control, bituminous surfacing, surfacing and miscellaneous work on approximately 3.70 miles on US 20/WYO 789 beginning at RM 141.78 between Thermopolis and Worland in Hot Springs County. Completion Date: June 30, 2024		
	Engineer's Estimate	\$1,439,198.00	
	Barnum, Inc., Buffalo, WY	\$1,067,063.65	-25.9 %
	Wilson Bros. Construction, Inc., Cowley, WY	\$1,320,480.00	
	OFTEDAL CONSTRUCTION, INC., Casper, WY	\$1,489,410.00	
	71 Construction, Casper, WY	\$1,857,527.75	
Job 6	State Projects PEG2331 & ARSCT-PEG2A01 combined involving stockpiling and miscellaneous work at various locations In Transportation District 3 in Lincoln, Sublette, Sweetwater & Uinta Counties. Completion Date: April 30, 2023		
	Engineer's Estimate	\$1,118,425.00	
	Avail Valley Construction-WY, LLC, Afton, WY	\$1,266,626.00	13.3 %
	Kilgore Companies, LLC dba Lewis & Lewis, Inc., Rock Springs, WY	\$1,678,629.01	
Job 7	Federal Project CM-GM-B235024 involving drainage, grading, traffic control, surfacing, fencing, bituminous surfacing, seeding, erosion control and miscellaneous work at various locations in Transportation District 5 in Big Horn & Washakie Counties. Completion Date: June 30, 2024		
	Engineer's Estimate	\$1,017,086.00	
	Wilson Bros. Construction, Inc., Cowley, WY	\$833,424.00	-18.1 %
	71 Construction, Casper, WY	\$987,497.10	
Job 8	Federal Project HSIP-GM-B235025 involving guardrail, traffic control, grading and miscellaneous work at various locations in Transportation District 5 in Washakie County. Completion Date: September 30, 2023		
	Engineer's Estimate	\$678,607.00	
	S & L Industrial, Cowley, WY	\$648,397.13	-4.5 %

Total Estimate Cost	\$30,076,119.00
Total Low Bids	\$33,805,082.18
Total Difference	(\$3,728,963.18)



November Commission Projects



Laramie County

1. **NHPP-1806207 – FY 2023 STIP Laramie County**
Federal Project NHPP-1806207 involving bituminous surfacing, traffic control, surfacing (concrete), milling and miscellaneous work on approximately 7.10 miles of I-80 (EBL & WBL) beginning at RM 393.40 between Cheyenne and Pine Bluffs.

Lincoln and Uinta Counties

2. **STP-E-P511020 – FY 2023 STIP Uinta County & SCP-TC-BR-B233008 – FY 2023 STIP Various Counties**
Federal Projects STP-E-P511020 & SCP-TC-BR-B233008 combined involving bridge rehabilitation, traffic control, surfacing (concrete) and miscellaneous work at various locations in Transportation District 3.

Big Horn and Park Counties

3. **NHPP-N345109 – FY 2023 STIP Various Counties**
Federal Project NHPP-N345109 involving bituminous surfacing (recycle), traffic control, milling, chip seal and miscellaneous work on approximately 7.50 miles of US 310/WYO 789 beginning at RM 249.49 between Deaver and the Montana state line.

Albany, Carbon and Laramie Counties

4. **HSIP-B231014 – FY 2023 STIP Various Counties**
Federal Project HSIP-B231014 involving guardrail, traffic control, grading and miscellaneous work at various locations in Transportation District 1.

Hot Springs County

5. **HSIP-N343045 – FY 2023 STIP Hot Springs County**
Federal Project HSIP-N343045 involving grading, drainage, traffic control, bituminous surfacing and miscellaneous work on approximately 3.70 miles of US 20/WYO 789 beginning at RM 141.78 between Thermopolis and Worland.

Lincoln, Sublette, Sweetwater and Uinta Counties

6. **PEG 2331 – 2023 STIP Various Counties & ARSCT-PEG2A01 – FY 2023 October Addendum Lincoln County**
State Projects PEG2331 & ARSCT-PEG2A01 combined involving stockpiling and miscellaneous work at various locations in Transportation District 3.

Big Horn and Washakie Counties

7. **CM-GM-B235024 – FY 2023 STIP Various Counties**
Federal Project CM-GM-B235024 involving drainage, grading, traffic control, surfacing, fencing, bituminous surfacing, seeding, erosion control work at various locations in Transportation District 5.

Washakie County

8. **HSIP-GM-B235025 – FY 2023 STIP Washakie County**
Federal Project HSIP-GM-B235025 involving guardrail, traffic control, grading and miscellaneous work at various locations in Transportation District 5.

Legend

- P** Specific projects. One location or stretch of roadway.
- V** Projects with various locations.
- T** Transportation Commission District



Lt. Col. SHANNON RATLIFF, retired
Interim Administrator

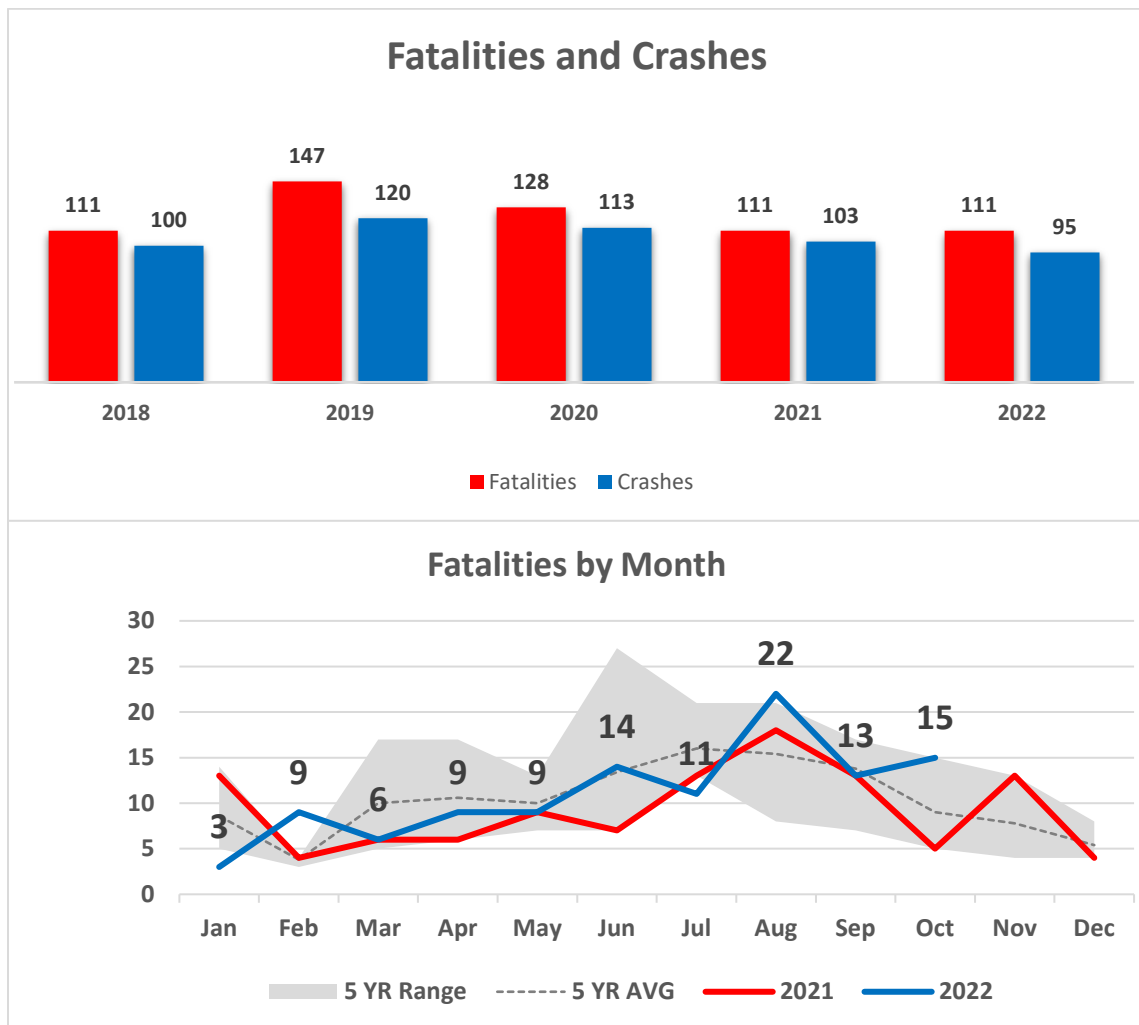
MARK GORDON
Governor
K. LUKE REINER
Director, WYDOT

MEMORANDUM

TO: Wyoming Transportation Commission Members
FROM: Lt. Colonel Shannon Ratliff (retired), Interim Administrator
DATE: November 4, 2022
SUBJECT: WHP Fatal & Crash Summary Report through October 31, 2022.

1. Fatality Summaries

* Numbers reported at time of report, final numbers may change.



1.1 Total Number of Deaths in Type of Crash

Type of Crash	October 2022 Totals	October 2021 Totals	2022 Yearly Total (YTD)
Rollover	10	1	46
Multi-vehicle	4	3	31
Fixed Object	0	1	4
Motorcycle	1	0	20
All Terrain Vehicle	0	0	3
Snowmobile	0	0	0
Pedestrian	0	0	7
Bicyclists	0	0	0
Commercial**	0	1	19

**Number not included in total deaths (sub crash data).

1.2 Alcohol/Drug Related Deaths by Type of Crash

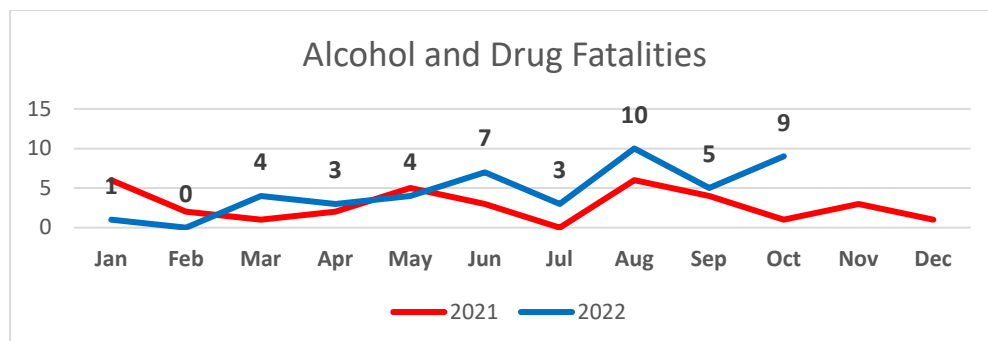
Type of Crash	October 2022 Totals	October 2021 Totals	2022 Yearly Total (YTD)	% of Impaired Involved Deaths by Crash Type 2022
Rollover	8	0	26	57%
Multi-vehicle	0	1	7	23%
Fixed Object	0	0	1	25%
Motorcycle	1	0	5	25%
All Terrain Vehicle	0	0	2	67%
Snowmobile	0	0	0	0%
Pedestrian	0	0	2	29%
Bicyclists	0	0	0	0%
Commercial***	0	0	0	0%

***Number not included in total deaths (sub crash data).

1.3 Alcohol/Drug Related Crashes and Deaths****

	October 2022 Totals	October 2021 Totals	2022 Yearly Total (YTD)
Crash	7	1	37
Death	9	1	43
Non-Restraint Use	8	0	29

****Not all chemical tests available at time of report.



1.4 Non-Use of Occupant Restraint Deaths

Type of Crash	October 2022 Totals	October 2021 Totals	2022 Yearly Total (YTD)
Rollover	9	1	38
Multi-vehicle	1	2	13
Fixed Object	0	0	4

1.5 Resident vs. Non-Resident Deaths - Failing to Use Proper Restraints

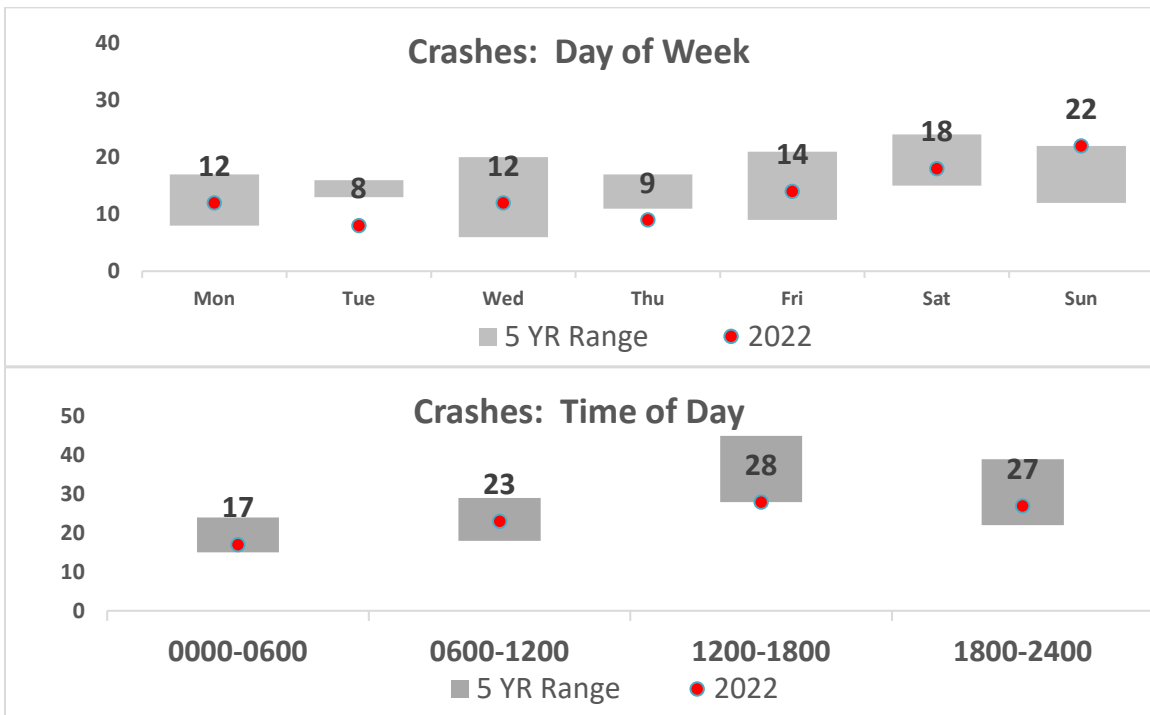
	October 2022 Totals	October 2021 Totals	2022 Yearly Total (YTD)
Resident	6	2	39
Non-Resident	4	1	16

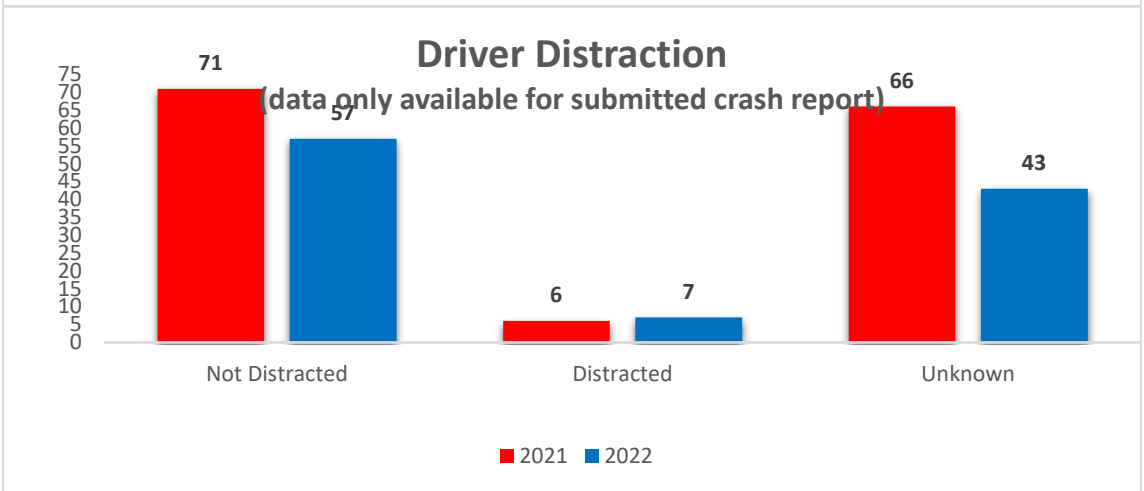
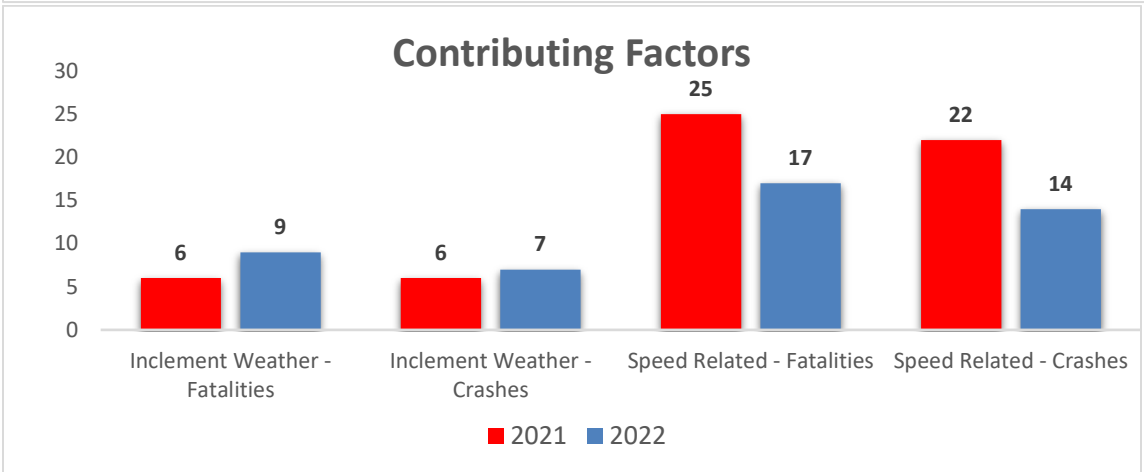
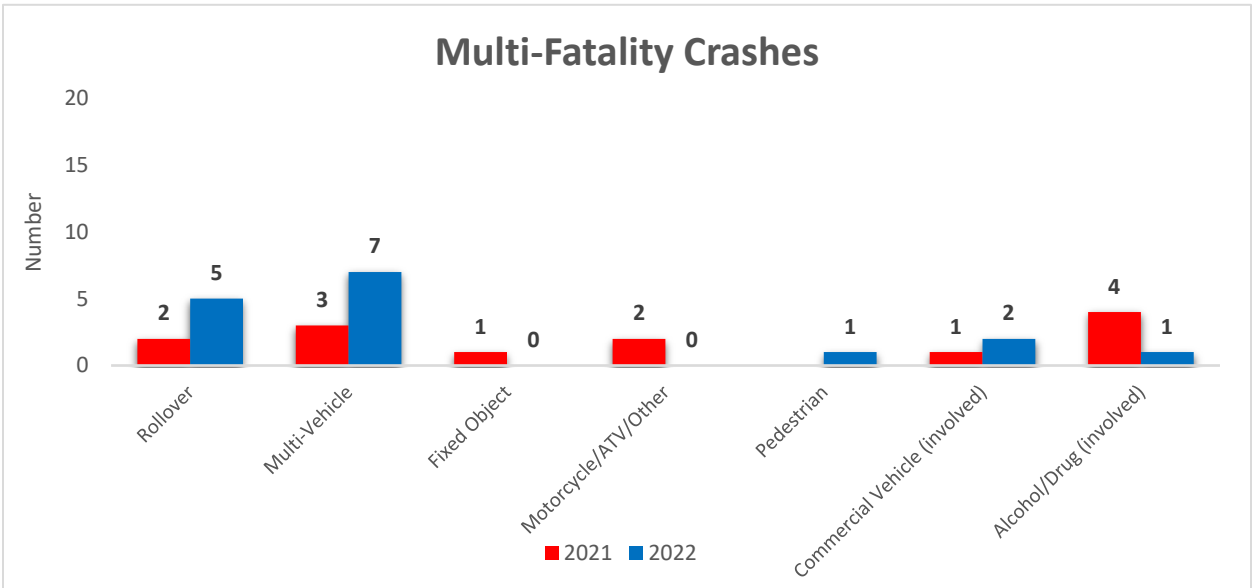
1.6 Deaths Under the Age of 21

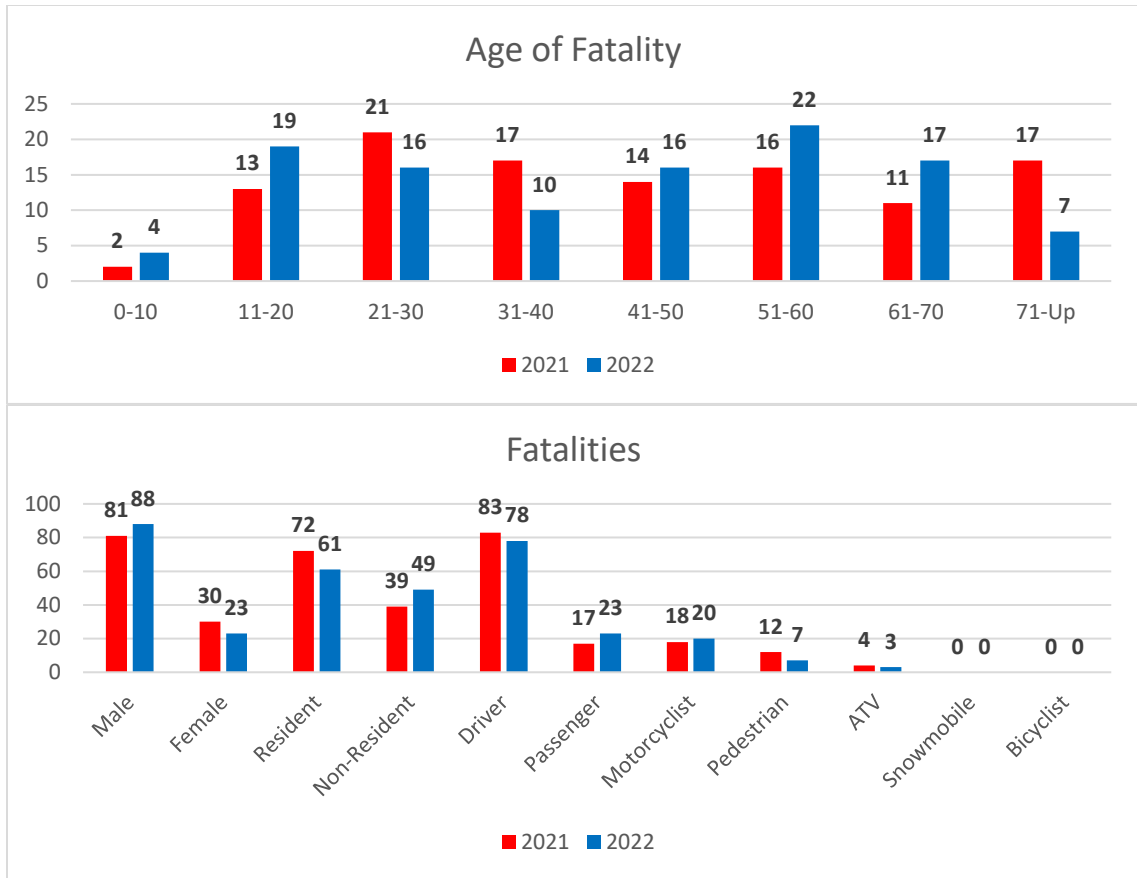
	October 2022 Totals	October 2021 Totals	2022 Yearly Total (YTD)
20 Years and Younger	1	0	23
Failed to Use Proper Restraints	0	0	14

1.7 Location of Fatal Crashes

Interstate Highway	Primary/Secondary Highway	City/County Road/Other
20	51	24







2 Additional Data

- 83% of people dying in rollover crashes were not wearing seat belts.
- 42% of people dying in multi-vehicle crashes were not wearing seat belts.
- 100% of people dying in fixed object crashes were not wearing seat belts.
- 70% of fatalities this year have been drivers.
- 21% of fatalities this year have been passengers.
- 85% of residents who died were not wearing seat belts (when available).**
- 46% of non-residents who died were not wearing seat belts (when available).
- 39% of fatalities involved alcohol and/or drug impairment.

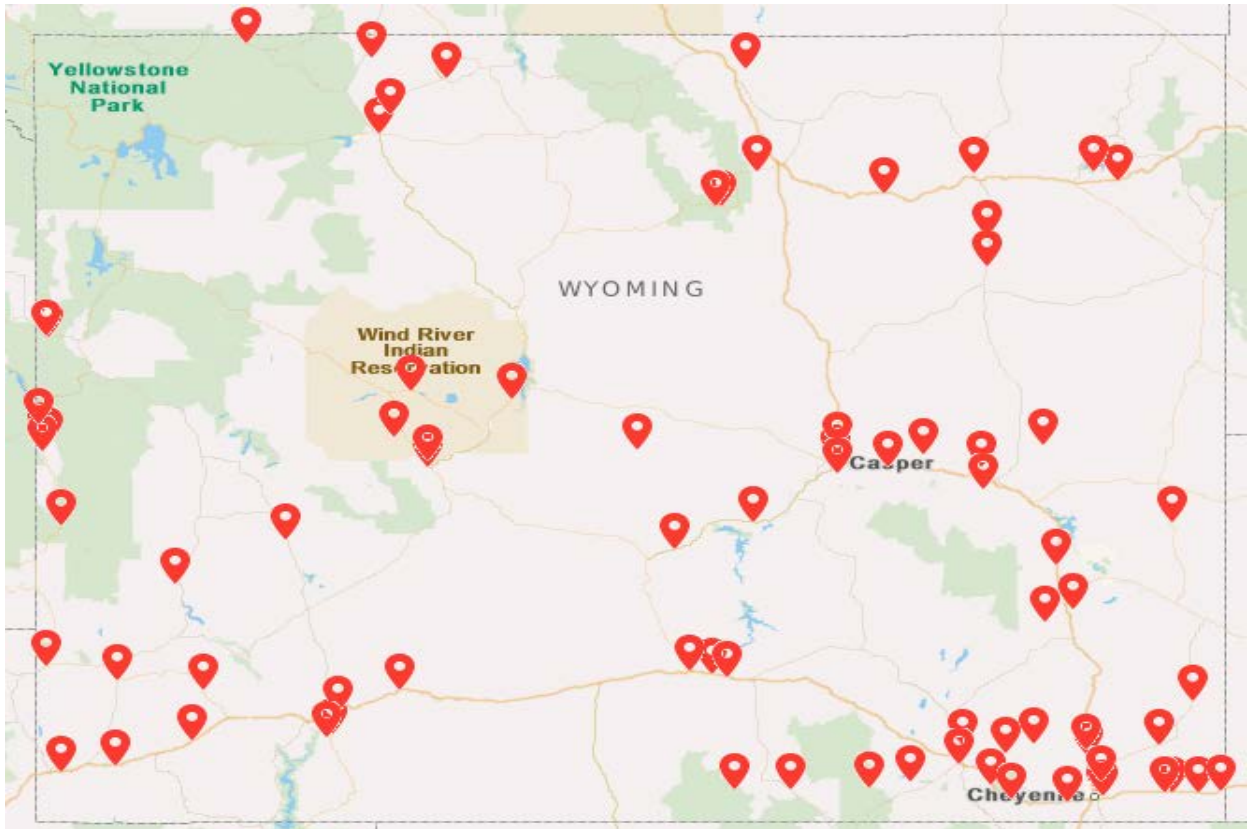
3 Patrol Investigated Crash Summary

Total of Patrol Investigated Crashes	Year to Date 2022 Statewide Totals*	Year to Date 2021 Statewide Totals	Yearly 2021 Statewide Totals	Yearly 2020 Statewide Totals
Crashes Investigated	4,622	5,047	6,289	6,181
Commercial Vehicles Involved – Total**	1,336	1,251	1,617	1,589

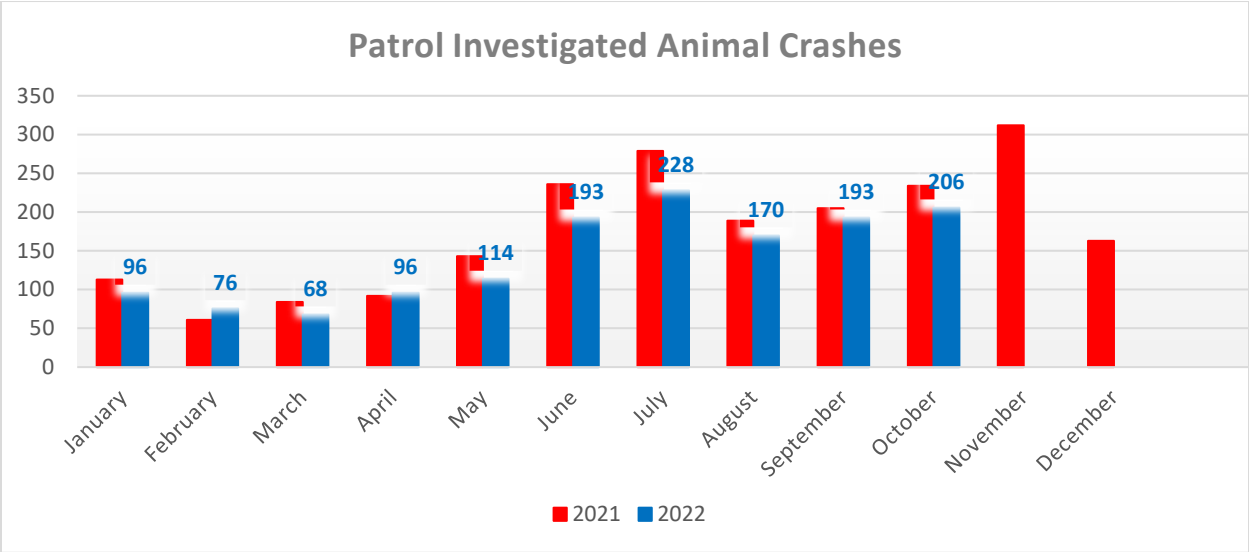
*Does not contain all crashes worked to date, some reports still pending.

**Total number of commercial vehicles involved. Some crashes could contain multiple commercial vehicles.

2022 Fatal Crash Locations



Date of crash ↓	Route	Milepost	Number Of Parties	Commercial Vehicle	Protective Equipment	Residency	Number Of Vehicles
10/31/2022	WY 220	98	Fatalities - 1, Non-Injured - 1	Commercial Vehicle was involved	Seat Belt in Use - Yes	WY	2
10/29/2022	WY 220	83	Fatalities - 1	-	Seat Belt in Use - No	WY	1
10/24/2022	US 14A / WY 114	9	Fatalities - 1, Injured - 1	-	Seat Belt in Use - Yes	WY	1
10/22/2022	OLD US 87 / SWANSON RD US 87 BUS	81.6	Fatalities - 1, Injured - 1	-	Helmet in Use - No	CO	1
10/20/2022	-	322	Fatalities - 1, Injured - 1	-	Seat Belt in Use - No	WY	2
10/15/2022	WY 95	5.5	Fatalities - 1	-	Seat Belt in Use - No	WY	1
10/13/2022	US 287	424.5	Fatalities - 2	-	Seat Belt in Use - No, Seat Belt in Use - No	CO, NC	1
10/12/2022	I 80 / US 30	125	Fatalities - 1	-	Seat Belt in Use - No	TX	1
10/08/2022	US 191	20.6	Fatalities - 2, Injured - 2	-	Seat Belt in Use - Yes, Seat Belt in Use - Yes	IL, WY	2
10/06/2022	WALKER CREEK RD CR 43	9,034	Fatalities - 1, Injured - 2	-	Seat Belt in Use - No	WY	1
10/05/2022	LABARGE CREEK CR 315	1.5	Fatalities - 1	-	Seat Belt in Use - No	WY	1
10/01/2022	COLD SPRINGS RD CR 24	3.1	Fatalities - 2	-	Seat Belt in Use - No, Seat Belt in Use - No	WY, TX	1



cc: Director K. Luke Reiner, Wyoming Department of Transportation
 Executive Staff Members, Wyoming Department of Transportation
 Lieutenant Colonel Josh Walther, Operations Commander
 Major James Thomas, Field Operations Commander
 Major Karl Germain, Support Services Commander
 Captain Tom Pritchard, Professional Standards and Conduct/Executive Protection
 File



Mark Gordon
Governor

WYOMING Department of Transportation

"Providing a safe, high quality, and efficient transportation system"

5300 Bishop Boulevard, Cheyenne, Wyoming 82009-3340



K. Luke Reiner
Director

Memorandum

Date: October 31, 2022

To: The Wyoming Transportation Commission

Via: Brian Olsen, Administrator, WYDOT Aeronautics Division

From: Tory Meisel, Flight Operations Manager, WYDOT Aeronautics Division

Subject: Aeronautics Flight Operations Passenger Summary Report for October, 2022 and Fiscal Year To Date Report

The attached Aircraft Passenger Summary Report report delineates the passenger loading and charges for the month of October, 2022 by Department. It provides a summary of this data as well as an individual breakdown for WYDOT.

Also attached is the Fiscal Year To Date report for Fiscal Year 2022 and Fiscal Year 2023.

WYDOT AERONAUTICS

Aircraft Passenger Summary Report

10/01/22 - 10/31/22

Summary of Charges By All Departments

Name/Department	No. Legs	No. Pax	Total Charges
001 - GOVERNOR	17	47	\$17,505.10
020 - DEQ	10	22	\$7,125.00
045 - WYDOT	22	115	\$18,795.00
055 - OIL & GAS COMM	2	10	\$1,425.00
066 - TRVL & TOURISM	4	20	\$3,135.00
067 - UW	8	24	\$7,751.64
077 - ENTERPRISE TECH SERV	1	1	\$356.25
085 - WYO BUSN CNCL	1	1	\$356.25
101 - SUPREME COURT	2	14	\$1,852.50
TOTALS	67	254	\$58,301.74

Aircraft used in this report:

N101WY
N102WY

CITATION
CITATION

WYDOT AERONAUTICS

Aircraft Passenger Summary Report

10/01/22 - 10/31/22

Department: 045 - WYDOT

Date	Aircraft	From	To	Charge
10/13/22	N101WY	CHEYENNE, WY	EVANSTON, WY	
			Total Charges This Leg:	1282.50
10/13/22	N101WY	EVANSTON, WY	CHEYENNE, WY	
			Total Charges This Leg:	1140.00
10/19/22	N102WY	CHEYENNE, WY	CASPER, WY	
			Total Charges This Leg:	570.00
10/19/22	N102WY	CASPER, WY	GILLETTE, WY	
			Total Charges This Leg:	570.00
10/19/22	N102WY	GILLETTE, WY	SHERIDAN, WY	
			Total Charges This Leg:	427.50
10/19/22	N102WY	SHERIDAN, WY	EVANSTON, WY	
			Total Charges This Leg:	1345.00
10/19/22	N102WY	EVANSTON, WY	JACKSON HOLE, WY	
			Total Charges This Leg:	712.50
10/19/22	N102WY	JACKSON HOLE, WY	PINEDALE, WY	
			Total Charges This Leg:	285.00
10/20/22	N102WY	PINEDALE, WY	EVANSTON, WY	
			Total Charges This Leg:	570.00
10/20/22	N102WY	EVANSTON, WY	SHERIDAN, WY	
			Total Charges This Leg:	1282.50
10/20/22	N102WY	SHERIDAN, WY	GILLETTE, WY	
			Total Charges This Leg:	427.50
10/20/22	N102WY	GILLETTE, WY	CASPER, WY	
			Total Charges This Leg:	427.50
10/20/22	N102WY	CASPER, WY	CHEYENNE, WY	
			Total Charges This Leg:	712.50
10/21/22	N102WY	CHEYENNE, WY	JACKSON HOLE, WY	
			Total Charges This Leg:	1425.00
10/21/22	N102WY	JACKSON HOLE, WY	CHEYENNE, WY	
			Total Charges This Leg:	1425.00
10/29/22	N102WY	CHEYENNE, WY	WORLAND, WY	
			Total Charges This Leg:	997.50
10/29/22	N102WY	WORLAND, WY	LIVINGSTON, MT	
			Total Charges This Leg:	712.50
10/29/22	N102WY	LIVINGSTON, MT	WORLAND, WY	
			Total Charges This Leg:	1062.50
10/29/22	N102WY	WORLAND, WY	CHEYENNE, WY	
			Total Charges This Leg:	997.50
10/30/22	N101WY	CHEYENNE, WY	CASPER, WY	
			Total Charges This Leg:	712.50

WYDOT AERONAUTICS
Aircraft Passenger Summary Report
 10/01/22 - 10/31/22

10/30/22	N101WY	CASPER, WY	SHERIDAN, WY	Total Charges This Leg:	570.00
10/30/22	N101WY	SHERIDAN, WY	HELENA, MT	Total Charges This Leg:	1140.00

Totals for Department: 045 - WYDOT

	No.	No.	Total
	Legs	Pax	Charges
045 - WYDOT	22	115	\$18,795.00

WYDOT AERONAUTICS

Aircraft Passenger Summary Report

Fiscal Year To Date

Summary of Charges By All Departments

Federal Fiscal Year 2023 To Date (October)

Name/Department	No. Legs	No. Pax	Total Charges
001 - GOVERNOR	17	47	\$17,505.10
020 - DEQ	10	22	\$7,125.00
045 - WYDOT	22	115	\$18,795.00
055 - OIL & GAS COMM	2	10	\$1,425.00
066 - TRVL & TOURISM	4	20	\$3,135.00
067 - UW	8	24	\$7,751.64
077 - ENTERPRISE TECH SERV	1	1	\$356.25
085 - WYO BUSN CNCL	1	1	\$356.25
101 - SUPREME COURT	2	14	\$1,852.50
TOTALS October 2022	67	254	\$58,301.74

Federal Fiscal Year 2022

Name/Department	No. Legs	No. Pax	Total Charges
001 - GOVERNOR	20	68	\$23,118.36
007 - ADJUTANT GENERAL	4	4	\$700.64
045 - WYDOT	3	5	\$5,842.50
053 - WORKFORCE SERVICES	2	10	\$1,852.50
055 - OIL & GAS COMM	2	10	\$1,998.00
066 - TRVL & TOURISM	1	3	\$673.50
TOTALS October 2021	32	100	\$34,185.50

Aircraft used in this report:

N101WY	CITATION
N102WY	CITATION

EMPLOYMENT SUMMARY
October 2022

	NUMBER OF EMPLOYEES BY DIVISION						
	Auth. Pos.	CURRENT			YEAR AGO		
		Perm	Temp	Total	Perm	Temp	Total
DIRECTOR	1	1	1	2	1	1	0
General Staff	2	2	0	2	2	0	2
Internal Review	6	6	0	6	5	0	5
Public Affairs	7	7	0	7	7	0	7
Strategic Improvement	3	3	0	3	3	0	3
Management Services	3	3	0	3	3	0	3
Civil Rights	3	3	0	3	3	0	3
Total	25	25	1	26	24	1	25
AERONAUTICS	16	15	0	0	15	0	15
Total	16	15	0	15	15	0	15
HIGHWAY PATROL		0	0	0	0	0	0
Sworn	208	159	0	159	180	0	180
Non Sworn	22	23	0	23	21	0	21
Port of Entry	102	79	0	79	85	0	85
Dispatch	47	30	1	31	37	0	37
Total	379	291	1	292	323	0	323
CHIEF ENGINEER	1	1	0	0	1	0	1
Total	1	1	0	1	1	0	1
Asst Chief Eng Eng & Plan	1	1	0	1	1	0	1
Bridge	43	28	0	28	34	0	34
Contracts & Estimates	7	6	0	6	6	0	6
Geology	22	18	0	18	19	0	19
Highway Development	82	71	0	71	76	0	76
Materials	46	37	3	40	40	1	41
Planning/Enviornmental Services	56	46	0	46	45	0	45
Right of Way	29	28	0	28	27	0	27
Highway Project Mgt. Oversight	3	2	0	2	3	0	3
Total:	289	237	3	240	251	1	252
Asst Chief Eng Operations	1	1	0	1	1	0	1
Construction Staff	11	11	0	11	10	0	10
Maintenance Staff	14	13	0	13	12	0	12
Facilities Staff	36	35	1	36	34	1	35
Equipment Staff - Bryan Wenger	12	12	0	12	12	0	12
Highway Safety	19	18	0	18	17	0	17
Traffic	29	25	0	25	26	0	26
District Administration	21	21	1	22	21	1	22
Construction	273	226	4	230	236	3	239
Maintenance	474	387	16	403	413	8	421
Equipment	95	89	0	89	92	0	92
Traffic	74	70	3	73	70	1	71
Total:	1059	908	25	933	944	14	958
Chief Technology Officer	1	0	0	0	1	0	1
Telecommunications	32	26	0	26	30	0	30
GIS/ITS	39	32	5	37	35	9	0
Information Technology	21	20	1	21	21	1	22

Total:	93	78	6	84	87	10	97
Chief Financial Officer	1	1	0	1	1	0	1
Grants & Contracts - ADMIN	4	5	0	5	4	0	4
Financial Services	18	17	0	17	17	0	17
Budget	11	9	0	9	10	0	10
Procurement Services	9	8	0	8	9	0	9
Fuel Tax Administration	12	8	0	8	9	1	10
Total:	55	48	0	48	50	1	51
SUPPORT SERVICES	1	1	0	1	1	0	1
Driver Services	83	79	0	79	73	0	73
Human Resources	0	0	0	0	0	0	0
Vehicle Registration & Titling	15	15	0	15	15	0	15
Office Services	15	14	0	14	13	0	13
Training	4	4	0	4	4	0	4
Employee Safety	5	5	0	5	4	0	4
Compliance Investigation	6	6	0	6	6	0	6
Total:	129	124	0	124	116	0	116
GRAND TOTAL:		1728	36	1764	1811	27	1838
Date							11/2/2022
Total Number Employed							1764
Month Ago							1730
Year Ago							1838

==

	CURRENT			YEAR AGO		
	Perm	Temp	Total	Perm	Temp	Total
District 1						
Administration	4	4	0	4	0	4
Construction	56	50	1	51	1	52
Maintenance	104	94	2	96	1	91
Equipment	25	21	0	21	0	19
Traffic	16	14	1	15	0	14
Total:	205	183	4	187	2	180
District 2						
Administration	4	4	0	4	0	4
Construction	52	47	0	47	1	48
Maintenance	104	76	4	80	2	99
Equipment	25	18	0	18	0	19
Traffic	16	12	0	12	0	12
Total:	201	157	4	161	3	182
District 3						
Administration	4	4	1	5	1	5
Construction	59	47	0	47	1	53
Maintenance	95	66	6	72	2	81
Equipment	16	17	0	17	0	18
Traffic	16	15	2	17	1	17
Total:	190	149	9	158	5	174
District 4						
Administration	4	4	0	4	0	4
Construction	47	33	2	35	0	39
Maintenance	92	72	1	73	0	77

Equipment	18	16	0	16	18	0	18
Traffic	16	16	0	16	14	0	14
Total:	177	141	3	144	152	0	152
District 5							
Administration	5	5	0	5	5	0	5
Construction	54	49	1	50	47	0	47
Maintenance	83	79	3	82	70	3	73
Equipment	19	17	0	17	18	0	18
Traffic	14	13	0	13	14	0	14
Total:	175	163	4	167	154	3	157
DISTRICT TOTALS:		793	24	817	832	13	845

Transportation Commission

Meeting Information



Thank you for attending!