

STIP

State
Transportation
Improvement
Program



2022

WYDOT
PLANNING 



Mark Gordon
Governor

WYOMING Department of Transportation

"Providing a safe, high quality, and efficient transportation system"

5300 Bishop Boulevard, Cheyenne, Wyoming 82009-3340



K. Luke Reiner
Director

STATEWIDE TRANSPORTATION IMPROVEMENT PROGRAM (STIP) STATEWIDE TRANSPORTATION PLANNING PROCESS CERTIFICATION

In accordance with 23 CFR 450.218, the Wyoming Department of Transportation hereby certifies that its statewide transportation planning process is addressing major issues facing the State and its non-urbanized areas, and is being carried out in accordance with the following requirements:

1. 23 U.S.C. 134 and 135; 49 U.S.C. 5303 and 5304; and 23 CFR Part 450;
2. Title VI of the Civil Rights Act of 1964, as amended (42 U.S.C. 2000d-1) and 49 CFR part 21;
3. 49 U.S.C. 5332, prohibiting discrimination on the basis of race, color, creed, national origin, sex or age in employment or business opportunity;
4. Section 1101(b) of the FAST-Act (Pub. L. 112-141) and 49 CFR part 26 regarding the involvement of disadvantaged business enterprises in USDOT funded projects;
5. 23 CFR part 230, regarding implementation of an equal employment opportunity program on Federal and Federal-aid highway construction contracts;
6. The provisions of the Americans with Disabilities Act of 1990 (42 USC 12101 et seq.) and USDOT regulations "Transportation for Individuals with Disabilities" (49 CFR Part 27 (Nondiscrimination on the Basis of Disability in Programs or Activities Receiving Federal Financial Assistance); 49 CFR Part 37 (Transportation Services for Individuals with Disabilities (ADA)); and 49 CFR Part 38 (Americans with Disabilities Act (ADA) Accessibility Specifications for Transportation Vehicles);
7. Sections 174 and 176 (c) and (d) of the Clean Air Act, as amended (42 U.S. C. 7504, 7506 (c) and (d)) and 40 CFR part 93;
8. The Older Americans Act, as amended (42 U.S.C. 6101), prohibiting discrimination on the basis of age in programs or activities receiving Federal financial assistance;
9. Section 324 of title 23 U.S.C., regarding the prohibition of discrimination based on gender; and
10. Section 504 of the Rehabilitation Act of 1973 (29 U.S.C. 794) and 49 CFR part 27 regarding discrimination against individuals with disabilities.

Signature

Title

Date

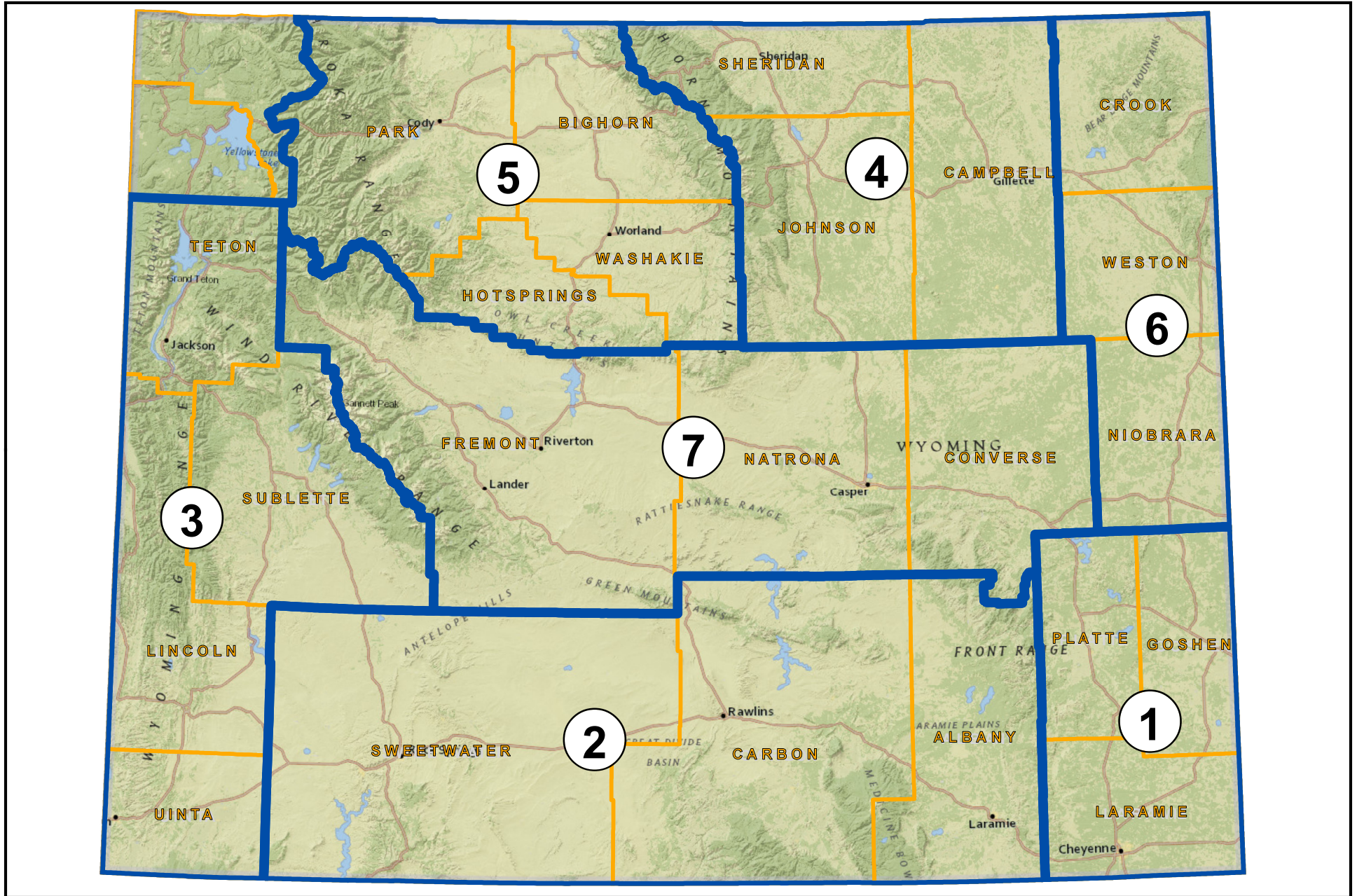
"The preparation of this report has been financed in part through grant(s) from the Federal Highway Administration and Federal Transit Administration, U.S. Department of Transportation, under the State Planning and Research Program, Section 505 (or Metropolitan Planning Program, Section 104 (f)) of Title 23, U.S. Code. The contents of this report do not necessarily reflect the official views or policy of the U.S. Department of Transportation."

TABLE OF CONTENTS

Transportation Commission Districts	1
Transportation Introduction	3
Capital Improvement Projects	9
Financial Plan	10
Transportation Asset Management.....	13
Communications Commission.....	19
Transit Introduction.....	21
Aeronautics Commission Districts.....	33
Aeronautics Introduction.....	35
Highway Districts.....	39
Albany County.....	41
Big Horn County	50
Campbell County	59
Carbon County	70
Converse County	82
Crook County	91
Fremont County	98
Goshen County.....	114
Hot Springs County.....	122
Johnson County.....	127
Laramie County	134
Lincoln County.....	146
Natrona County.....	157

Niobrara County.....	170
Park County.....	175
Platte County	186
Sheridan County.....	194
Sublette County.....	205
Sweetwater County.....	211
Teton County	225
Uinta County.....	233
Washakie County	240
Weston County	248
Various Counties	254
Illustrative Project List	276
Appendix A.....	277

TRANSPORTATION COMMISSION DISTRICTS



TRANSPORTATION COMMISSION

District 1



**Lee Filer
Cheyenne**

District 2



**Jim Espy
Savery**

District 3



**Jon Dolezal
Evanston**

District 4



**Rick Newton
Buffalo
Chairman**

District 5



**Greg Venable
Worldand**

District 6



**Mike Larson
Lusk**

District 7



**Phil Schmidt
Casper
Vice Chairman**

TRANSPORTATION INTRODUCTION

The Wyoming Department of Transportation utilizes a continuing and comprehensive planning process which encourages input from various sources to assist in determining transportation system project selections that will maintain and enhance Wyoming's Transportation system (see attached flowchart). WYDOT is taking advantage of new technologies that help identify the roads that will yield the highest return on investment by using a data-driven decision methodology that creates a system preservation focus for the Wyoming Transportation network. Input from engineering studies, performance management analysis, asset management systems, public input, the collective judgment of the Transportation Commission, and professional judgement of WYDOT engineers are used to select the transportation system projects that will be incorporated into the Statewide Transportation Improvement Program, commonly known as the STIP. The STIP is not meant to serve solely as an accounting document; rather, it is a snapshot of expected projects and their schedules, and is continually being updated.

The Wyoming STIP is a six-year, fiscally constrained program that is approved by the Transportation commission. The current STIP program is fiscally constrained for the years 2021-2026. The financial plan within the STIP is constrained based on projected federal and state funding availability. The actual funding level that will be available depends upon Congressional appropriations, as well as State appropriations. The STIP represents the planned construction, preliminary engineering, and right of way costs of the projects. It also includes the split between federal funding, state funding and other funding sources for each project. The Wyoming Department of Transportation's fiscal year runs from October through September.

Since both the nature of the projects and the funding sources are dynamic and subject to change, the STIP is inherently fluid. Scheduling projects for improvement is a very complex undertaking in that there are a large number of challenges that must be addressed prior to a project being sent to letting. Many of these challenges are outside of the Department's ability to predict or control at the time the project is initially programmed or scheduled. Some of the challenges faced are: funding source changes, increases in construction costs, right-of-way acquisition delays, emergencies, and environmental issues. Wyoming is continually faced with cost volatility for construction materials, such as oil, steel, cement and some sources of aggregate. Changes to the STIP, whether from public input, funding issues, etc. are handled on a monthly basis, and approved by the Transportation Commission. The monthly addendums are posted on the WYDOT website at the link shown below.

WYDOT pledges to do its best to adhere to this program and to serve the public interest through these projects. WYDOT values your input, advice, and support. Any significant changes in either revenues and/or expenses will result in adjusting the schedule of projects.

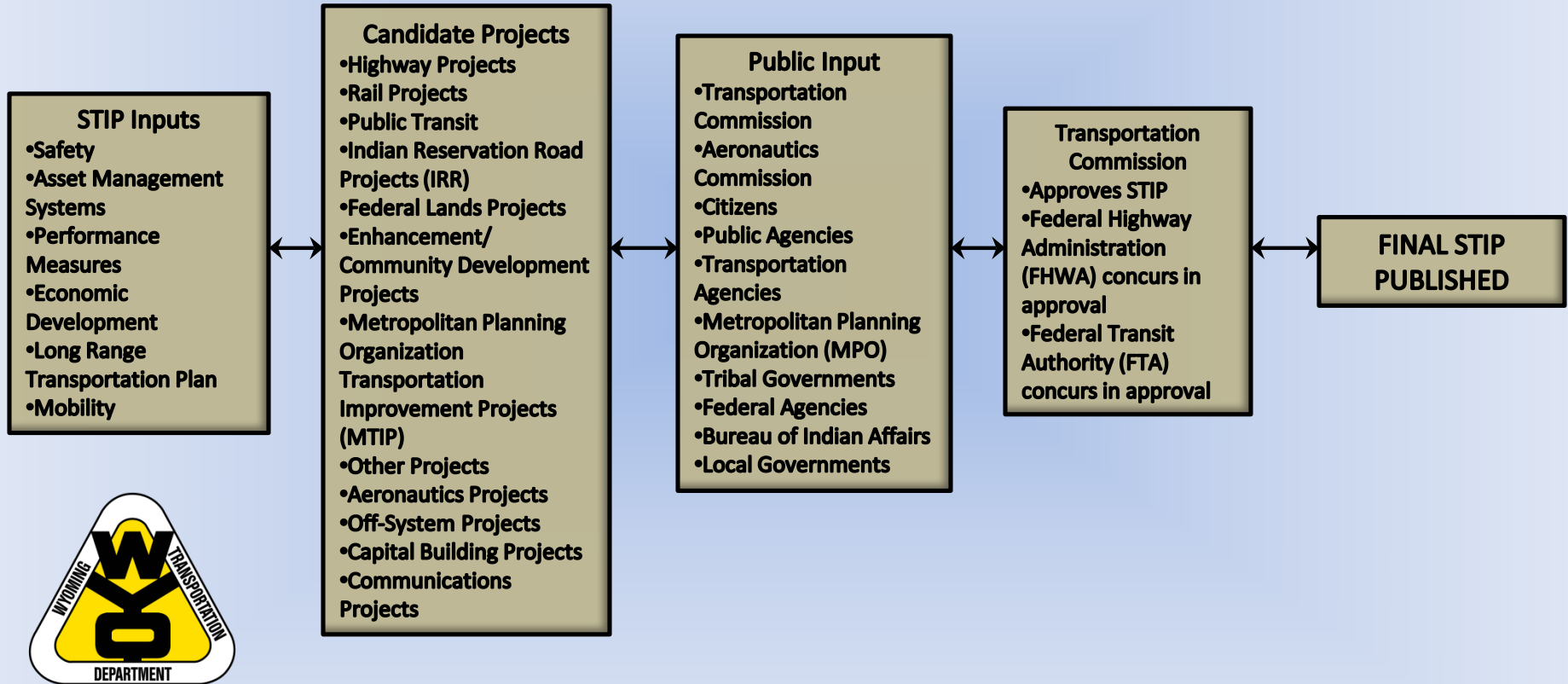
This document is divided by county alphabetically. The section entitled “Various” includes projects with locations in more than one county. Maps of the seven Transportation Commission Districts, five Aeronautics Commission Districts as well as the Transportation Department’s five Construction and Maintenance Districts are included for reference purposes. The map for each county indicates projects scheduled for construction in Fiscal Year 2021 and future years. The county maps contain the primary location of each project. Aeronautics, transit, communications commission and capital improvement projects are shown at their locations for FY 2021. For an inter-active view of the projects in the STIP go to: <https://apps.wyoroad.info/itsm/map.html>. For an online view of the STIP follow the link: <http://www.dot.state.wy.us/STIP>

WYDOT utilizes an extensive public involvement process for development and implementation of the STIP. Once projects have been identified in the planning process and proposed for inclusion in the STIP, the document is released for public review and comment. WYDOT reviews the proposed STIP with the public in the early summer of each year at a number of meetings throughout the state, often using open house style forums in individual counties. After the initial input has been received, a draft STIP is then made available for public comment for at least 30 days, beginning in August. The STIP is then ultimately presented to the Transportation Commission, with the received comments, at its September meeting.

Public involvement activities inform the public and gather information about concerns and impacts a project, or a potential project, may have upon affected communities. WYDOT evaluates these impacts at each step of the transportation life cycle, including within its long range plan, project selection process, project alternatives analyses, construction, maintenance, and performance monitoring. Of special concern is ensuring minority and low-income populations are not disproportionately impacted by transportation projects, also known as Environmental Justice. The WYDOT Planning Program evaluates the state for areas of minority and low-income populations to ensure that additional measures are taken to facilitate a full and fair participation by all potentially affected communities during the long range planning process and the project selection process. WYDOT also evaluates the performance of the transportation system within those areas to ensure that disadvantaged populations are not being underserved with respect to their transportation needs. Additionally, special care is taken after a project has been selected to safeguard against smaller communities being disproportionately impacted by the project.

More information on WYDOT’s public involvement process can be found in the Public Involvement Handbook at: [http://www.dot.state.wy.us/files/live/sites/wydot/files/shared/Public%20Affairs/Public%20Invovlment%20Handbook_2020%20\(1\).pdf](http://www.dot.state.wy.us/files/live/sites/wydot/files/shared/Public%20Affairs/Public%20Invovlment%20Handbook_2020%20(1).pdf)

ELEMENTS COMPRISING THE WYOMING STATE TRANSPORTATION IMPROVEMENT PROGRAM (STIP)



OTHER PROGRAM FUNDS

INDIAN RESERVATION ROADS:

The Indian Reservation Roads projects are included if their submittal was received prior to the printing of this document. Tribal Transportation Improvement Program projects are included in the STIP by reference, and are available at:

<https://highways.dot.gov/sites/fhwa.dot.gov/files/docs/federal-lands/programs-tribal/planning/9346/wy-stip-2019.pdf>

METROPOLITAN TRANSPORTATION IMPROVEMENT PROGRAMS:

The Casper Metropolitan Transportation Improvement Program (MTIP) and the Cheyenne MTIP for Fiscal Years 2020-2023, and as amended, are included in the STIP by reference, and are available at:

Casper MTIP:

https://casperwy.gov/UserFiles/Servers/Server_62983/File/Casper%20Area%20MPO/MTIPs/FY21%20MTIP%20Amendment%20with%20Signatures.pdf

Cheyenne MTIP:

https://www.plancheyenne.org/wp-content/uploads/2020/07/20-23_TIP_ProjectsAmendment-June-18-2020.pdf

The transit dollar amounts shown in both the narrative and on the county pages do not reflect the entire amount for each MPO. These amounts shown in this STIP represent the State local share. For total Program amounts refer to the Community's MTIP.

FEDERAL LANDS HIGHWAY PROGRAMS:

Wyoming is administratively assigned to Central Federal Lands and Western Federal Lands, but projects are occasionally assigned to Eastern Federal Lands. Federal Lands Transportation Improvement Program projects are included in the STIP by reference, and are available at:

<https://highways.dot.gov/federal-lands/programs-planning/tip/wfl>
<https://highways.dot.gov/federal-lands/programs-planning/tip/cfl-tip-fy-2020-2023-mid-year>

TRANSPORTATION PROJECTS CHARACTER OF WORK

Character of Work	Description	Examples
ADA IMPROVEMENTS	Work to address pedestrian access and mobility	wheel chair ramps, curb ramps, correcting uneven surfaces, installation of truncated domes
ADDITIONAL LANES	Projects to improve capacity and/or mobility	passing lanes, additional through lanes, truck lanes, climbing lanes, multi-lanes
BRIDGE REPLACEMENT	Replacement of existing bridge	new bridge, large culvert, or reinforced box culvert
COMMUNITY DEVELOPMENT	Enhancements projects (non-highway related work)	pedestrian and bicycle facilities, recreational trails, pathways, safe routes to school projects, community improvements, environmental mitigation related to transportation, entry signs, decorative railing or lighting
DRAINAGE REPAIR	Work to address erosion, flood, or other water related damage	flood repairs to slopes, riprap repair or replacement, pipe inlet or outlet repairs, cleaning out culverts and ditches, replacing damaged culverts, debris removal
ENVIRONMENTAL	Projects to address environmental issues	wetland mitigation or monitoring, dust suppression, wildlife crossing, fish passage
FENCING	Projects to address fencing needs	add, replace or repair fence, deer/wildlife fence, right-of-way fence
GENERAL MAINTENANCE	Work to address maintenance or preservation needs	aggregate, salt/sand supply
GRADING	Dirt work only, no paving	adding dirt shoulders, safety grading for guardrail, flattening slopes
GUARDRAIL	Work to provide protection of obstructions within the highway clear zone	add, replace or repair guardrail, w-beam or box beam guardrail, concrete barrier (permanent or temporary), end treatments, crash cushions, cable rail
ITS	Intelligent Transportation System work	dynamic message signs, variable speed limit signs, RWIS stations, web cameras, ice detection, special software
LIGHTING	Work to install lights to improve safety at interchanges, intersections, roads, etc.	high mast tower lights, interchange and intersection lighting, decorative lights
MODIFY INTERCHANGE	Highway interchange modifications	ramp modifications, adding ramps, removing ramps, modify geometrics
MODIFY INTERSECTION	Highway and street intersection modifications	modify intersection geometrics, signal additions or upgrades, turn lanes
NEW CONSTRUCTION	Work to build a new roadway or bridge on a new alignment	new roadway or bridge in a location that did not previously have one
PARKING	Projects to address need for vehicle parking	truck parking areas, tourist pull out areas, parking lots
PAVEMENT MAINTENANCE	Preserve existing pavement surface	crack seal, pothole patching, machine placed patching, joint seal, slab replacements, grinding, dowel bar retrofit
PAVEMENT REHABILITATION	Correct functional and structural pavement deficiencies	mill and/or leveling followed by overlay, crack & seat followed by overlay, isolated reconstruction, white topping
PAVEMENT RESURFACE	Correct functional pavement deficiencies (IRI/rutting/thermal cracking)	thin overlay, microsurface, chip seal
PORT OF ENTRY	Projects to address needs at Ports of Entry	work in and around a port of entry including buildings, parking lot, scales, lighting, signing
RAILROAD	Projects dealing with at-grade railroad crossings	at grade railroad crossing modifications, electrical, signs, quiet zones, circuitry

TRANSPORTATION PROJECTS CHARACTER OF WORK

Character of Work	Description	Examples
RECONSTRUCTION	Work to rebuild or expand current roadway or bridges	removing and rebuilding roads and structures
REST AREA	Projects to address needs at Rest Areas	work in and around rest areas including building, parking lot, water, electrical, lighting, and septic systems, signing
SAFETY IMPROVEMENTS	Projects to address vehicle crashes and safety and/or mobility of the highway system	curve warning signs, roadway striping, no passing signs, high friction wearing surface, turn lanes, accel and decel lanes, pedestrian crossings, shoulder widenings
SLIDE REPAIR	Work to address geotechnical issues dealing with landslides, rock fall, and slope movements	toe berms, mechanical slide fixes (shear keys, mechanical anchors, shear piles), rock fall mesh, rock fall mitigation, scaling
SNOW FENCE	Addition, removal or rehabilitation of snow fence	install, rehabilitate, recycle snow fence
STRUCTURE REPAIR	Work to address structure conditions or preservation	deck overlay; deck replacement; expansion joint modification; painting; concrete repairs; riprap repairs; slope repairs; bearing device repair or replacement; damage repairs; rehabilitation to large culverts, overhead sign structures, and retaining walls
STUDIES	Projects that may or may not lead to construction	bridge inspection, bridge and pavement management systems, liaisons, studies, planning documents
TRAFFIC SYSTEMS	Projects to improve traffic movements	new or replacement signal poles and devices, signing, signal heads, overhead signs and structures, pedestrian crossing devices, detection
UTILITY	Work to add, replace, relocate, and upgrade utilities within the roadway right of way	adding or relocation power, cable, phone, gas, pipelines, relocating towers or poles, storm drain systems

CAPITAL IMPROVEMENT PROJECTS

The Wyoming Department of Transportation (WYDOT) owns and maintains over 475 buildings throughout the state. Similar to the other state assets, Department staff annually review and prioritize the necessary maintenance, modernization, and capital construction needs. To better evaluate the overall condition of WYDOT facilities and make recommendations for preventative and predictive maintenance needs, as well as modernization and capital construction projects, WYDOT's facility management system is being upgraded to enhance the planning and prioritization of capital projects. Projects with a cost greater than \$15,000 are included in the STIP. Including the capital improvement projects in the STIP process will provide a single source review of the Department's projects.

Wyoming Department of Transportation Financial Plan

State Transportation Improvement Program

updated 8/25/20

Anticipated Revenue

FY 2021	
Federal 2020 Carryover *	\$ 92,932,739
Federal 2021	\$ 308,086,515
State 2020 Carryover	\$ 23,030,423
State 2021	\$ 107,480,681
Total Federal and State Revenue Authority	\$ 531,530,358

FY 2022	
Federal 2021 Carryover	\$ 19,993,118
Federal 2022	\$ 317,788,950
State 2021 Carryover	\$ 16,212,754
State 2022	\$ 120,360,408
Total Federal and State Revenue Authority	\$ 474,355,230

FY 2023	
Federal 2022 Carryover	\$ 14,331,539
Federal 2023	\$ 317,788,950
State 2022 Carryover	\$ 23,091,650
State 2023	\$ 105,110,717
Total Federal and State Revenue Authority	\$ 460,322,856

FY 2024	
Federal 2023 Carryover	\$ 2,153,621
Federal 2024	\$ 317,788,950
State 2023 Carryover	\$ 2,538,934
State 2024	\$ 109,418,919
Total Federal and State Revenue Authority	\$ 431,900,424

Anticipated Obligations

FY 2021 STIP Projects		Other 2021 Projects	
Federal 2021	\$ 307,971,815	Federal 2021	\$ 58,437,883
State 2021	\$ 103,014,443	State 2021	\$ 10,518,560
Total	\$ 410,986,258	Total	\$ 68,956,443
Total Obligations 2021**	\$ 479,942,701		
Remaining Balance 2021***	\$ 51,587,657		

FY 2022 STIP Projects		Other 2022 Projects	
Federal 2022	\$ 257,914,065	Federal 2022	\$ 65,417,380
State 2022	\$ 96,771,574	State 2022	\$ 13,798,291
Total	\$ 354,685,639	Total	\$ 79,215,671
Total Obligations 2022**	\$ 433,901,310		
Remaining Balance 2022***	\$ 40,453,920		

FY 2023 STIP Projects		Other 2023 Projects	
Federal 2023	\$ 239,789,755	Federal 2023	\$ 65,417,379
State 2023	\$ 104,618,115	State 2023	\$ 13,798,291
Total	\$ 344,407,870	Total	\$ 79,215,670
Total Obligations 2023**	\$ 423,623,540		
Remaining Balance 2023***	\$ 36,699,316		

FY 2024 STIP Projects		Other 2024 Projects	
Federal 2024	\$ 222,389,425	Federal 2024	\$ 65,417,379
State 2024	\$ 84,145,486	State 2024	\$ 13,798,291
Total	\$ 306,534,911	Total	\$ 79,215,670
Total Obligations 2024**	\$ 385,750,581		
Remaining Balance 2024***	\$ 46,149,843		

* Includes 2020 obligations on 2021 projects.

** Includes contract lettings and other federal and state mandated programs.

***Funds are accounted for projects that will be programmed for these years. They include: Urban, Rail Highway Crossings, Dust Mitigation, Transportation Commission Projects, Community Development, Maintenance Chip Seals/Patching, Bridge Rehabilitation, etc.

State Transportation Improvement Program

Breakdown by County 2021 - 2026*

County	Transportation Projects	Aeronautics	Communications Projects	Transit Projects	Capital Improvement Program	Total	Population	% of Population by County	% of Total \$ by County
Albany	\$110,502,000	\$5,945,000		\$5,674,000		\$122,121,000	38,880	6.7%	4.8%
Big Horn	\$51,697,000	\$1,911,000	\$571,000	\$201,000		\$54,380,000	11,790	2.0%	2.1%
Campbell	\$109,527,000	\$15,873,000	\$101,000	\$396,000	\$50,000	\$125,947,000	46,341	8.0%	4.9%
Carbon	\$127,929,000	\$5,256,000		\$80,000		\$133,265,000	14,800	2.6%	5.2%
Converse	\$72,166,000	\$4,882,000	\$49,000	\$139,000		\$77,236,000	13,822	2.4%	3.0%
Crook	\$80,254,000	\$1,292,000	\$135,000	\$188,000		\$81,869,000	7,584	1.3%	3.2%
Fremont	\$148,156,000	\$13,352,000		\$1,761,000		\$163,269,000	39,261	6.8%	6.4%
Goshen	\$37,252,000	\$1,133,000	\$455,000	\$352,000		\$39,192,000	13,211	2.3%	1.5%
Hot Springs	\$28,693,000	\$864,000		\$70,000		\$29,627,000	4,413	0.8%	1.2%
Johnson	\$70,503,000	\$7,209,000	\$50,000	\$167,000	\$20,000	\$77,949,000	8,445	1.5%	3.0%
Laramie	\$175,391,000	\$21,060,000		\$1,657,000		\$198,108,000	99,500	17.2%	7.8%
Lincoln	\$137,267,000	\$1,968,000		\$66,000		\$139,301,000	19,830	3.4%	5.4%
Natrona	\$227,504,000	\$8,600,000	\$435,000	\$427,000	\$95,000	\$237,061,000	79,858	13.8%	9.3%
Niobrara	\$20,542,000	\$867,000	\$101,000	\$53,000		\$21,563,000	2,356	0.4%	0.8%
Park	\$66,516,000	\$4,906,000		\$748,000		\$72,170,000	29,194	5.0%	2.8%
Platte	\$70,176,000	\$811,000		\$171,000		\$71,158,000	8,393	1.5%	2.8%
Sheridan	\$123,205,000	\$7,835,000		\$987,000		\$132,027,000	30,485	5.3%	5.2%
Sublette	\$27,548,000	\$13,598,000	\$430,000	\$108,000		\$41,684,000	9,831	1.7%	1.6%
Sweetwater	\$196,553,000	\$10,548,000	\$1,041,000	\$727,000	\$120,000	\$208,989,000	42,343	7.3%	8.2%
Teton	\$100,017,000	\$34,199,000	\$648,000	\$7,486,000	\$1,325,000	\$143,675,000	23,464	4.1%	5.6%
Uinta	\$21,166,000	\$6,631,000	\$459,000	\$166,000		\$28,422,000	20,226	3.5%	1.1%
Washakie	\$30,250,000	\$4,722,000	\$435,000	\$134,000		\$35,541,000	7,805	1.3%	1.4%
Weston	\$34,318,000	\$832,000	\$621,000	\$191,000		\$35,962,000	6,927	1.2%	1.4%
Multi-County	\$277,865,000	\$5,467,000		\$2,289,000		\$285,621,000		0.00%	11.2%
Total	\$2,344,997,000	\$179,761,000	\$5,531,000	\$24,238,000	\$1,610,000	\$2,556,137,000	578,759	100%	100%

Population source: <https://www.census.gov/quickfacts/fact/table/wy/PST045217>

🐝 *Expenditures prior to 2021 not represented in this summary.

Aug. 28, 2020

Total Investments

Breakdown by County 2021-2026*

County	Total	Population	Money Spent Per Capita
Albany	\$122,121,000	38,880	\$3,141
Big Horn	\$54,380,000	11,790	\$4,612
Campbell	\$125,947,000	46,341	\$2,717
Carbon	\$133,265,000	14,800	\$9,004
Converse	\$77,236,000	13,822	\$5,588
Crook	\$81,869,000	7,584	\$10,795
Fremont	\$163,269,000	39,261	\$4,159
Goshen	\$39,192,000	13,211	\$2,967
Hot Springs	\$29,627,000	4,413	\$6,714
Johnson	\$77,949,000	8,445	\$9,230
Laramie	\$198,108,000	99,500	\$1,991
Lincoln	\$139,301,000	19,830	\$7,025
Natrona	\$237,061,000	79,858	\$2,969
Niobrara	\$21,563,000	2,356	\$9,152
Park	\$72,170,000	29,194	\$2,472
Platte	\$71,158,000	8,393	\$8,478
Sheridan	\$132,027,000	30,485	\$4,331
Sublette	\$41,684,000	9,831	\$4,240
Sweetwater	\$208,989,000	42,343	\$4,936
Teton	\$143,675,000	23,464	\$6,123
Uinta	\$28,422,000	20,226	\$1,405
Washakie	\$35,541,000	7,805	\$4,554
Weston	\$35,962,000	6,927	\$5,192
Multi-County	\$285,621,000		
Total	\$2,556,137,000	578,759	\$4,417

Population source: <https://www.census.gov/quickfacts/fact/table/wy/PST045217>

🐛 *Expenditures prior to 2021 not represented in this summary.

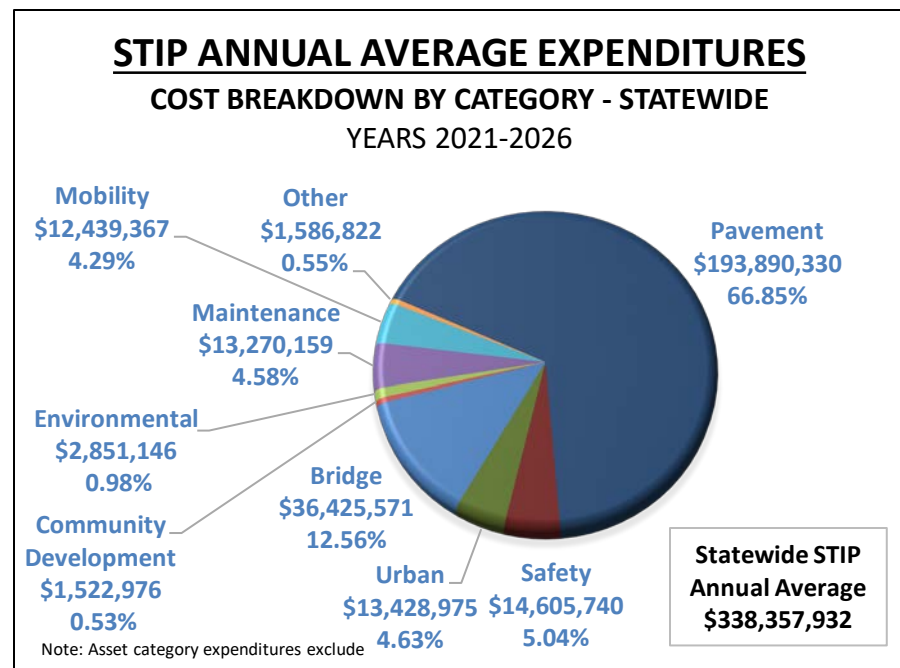
Aug. 28, 2020

TRANSPORTATION ASSET MANAGEMENT

In compliance with the Moving Ahead for Progress in the 21st Century Act (MAP-21), WYDOT instituted a risk-based Transportation Asset Management Plan (TAMP) that focuses on infrastructure preservation of its pavement and bridges. WYDOT's asset management strategy is founded on system-preservation, with an objective of maintaining the State's existing transportation network at the highest possible level, given the finite funding available. Accordingly, WYDOT aims to prolong the service life of its current assets at the least practicable cost, while simultaneously achieving progress towards the seven MAP-21 national performance goals for infrastructure management, safety enhancements, congestion mitigation, system reliability, freight movement and economic vitality, environmental sustainability, and reduced project delivery delays.

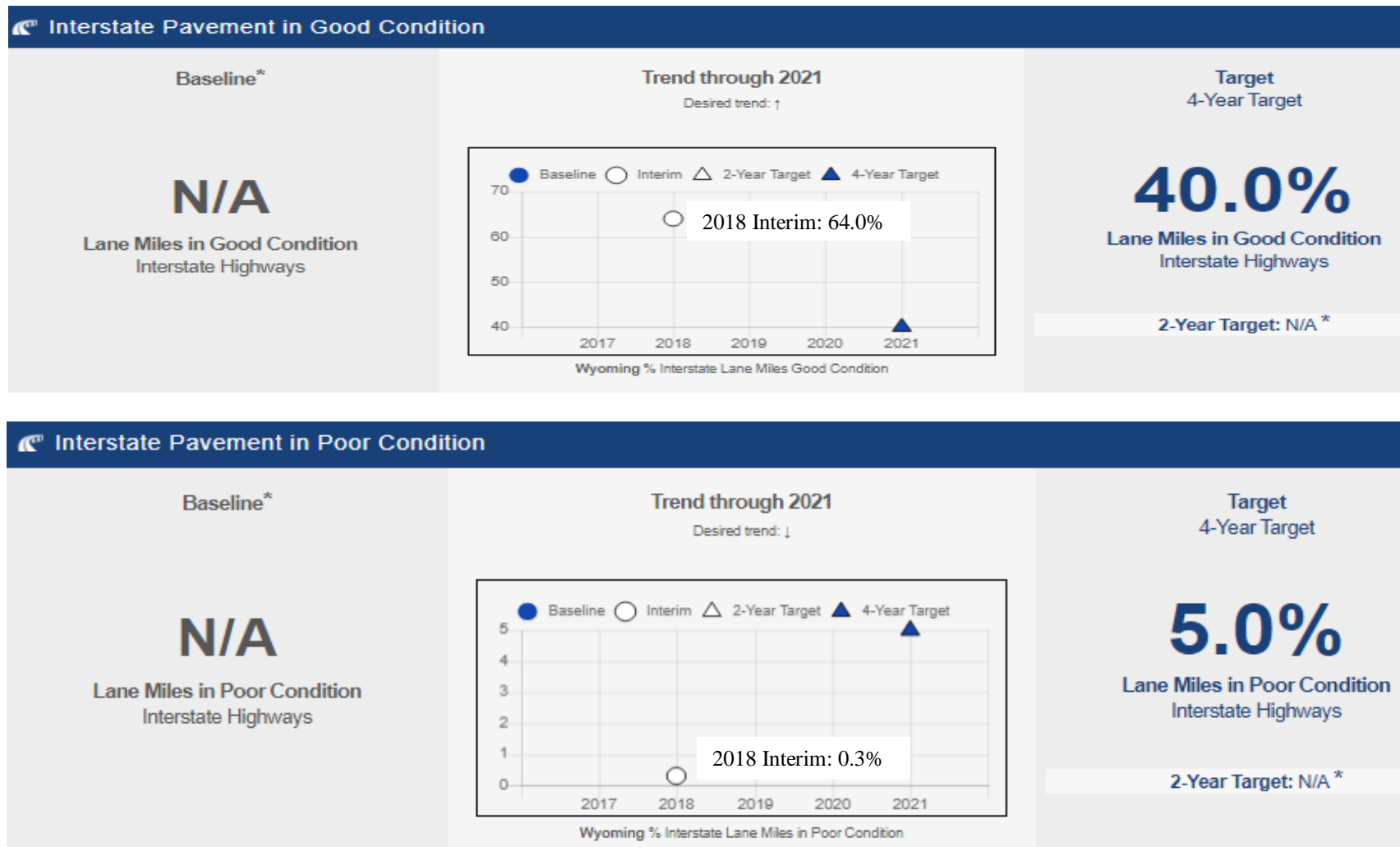
To accomplish this task, WYDOT relies on recommendations from its asset management systems to determine STIP project selections that will meet designated performance targets, and conform with the investment plan established in the TAMP. By applying the correct treatment at the optimal time, WYDOT intends to meet its performance targets.

STIP construction projects are developed using relevant asset condition data, and candidate list recommendations derived from WYDOT's management systems (PMS, BMS, and SMS). The comprehensive portfolio of investments outlined in the STIP are those that will ultimately yield the greatest return on investment based on a systematic approach to maintenance, preservation, rehabilitation and replacement. These asset investment strategies aim to maximize resource allocations by promoting long-term asset sustainability and facilitating progress towards achieving and sustaining performance targets. To meet its targets, WYDOT plans to invest an average of approximately \$160 million a year for pavements, and \$35 million for bridges. The chart to the right depicts a snapshot of WYDOT's planned resource allocations for the current STIP years (2021-2026).



Transportation performance targets are reported to the Federal Highway Administration (FHWA) on a 4-year cycle, and may be adjusted at the 2-year midpoint. WYDOT believes that FHWA's Wyoming State Highway Infrastructure Report best demonstrates WYDOT's progress towards meeting these targets. While actual system performance is reported on an annual basis for the preceding fiscal year's asset conditions, there is typically a lag between data submittal and validation; therefore, the data in the subsequent charts only reflect the current asset condition data as of 2018. These charts may be accessed on FHWA's Transportation Performance Management (TPM) Website, located at the following link: <https://www.fhwa.dot.gov/tpm/reporting/state/state.cfm?state=Wyoming>.

For the initial reporting cycle a baseline condition and 2-year target were not required for Interstate pavements only (interstate baseline condition targets will need to be established before the next performance period beginning in 2022). For Interstate pavements, WYDOT has set a performance target on its Interstate system at greater than 40% in good condition, and less than 5% in poor condition. For the non-Interstate NHS system, WYDOT's target is to have greater than 40% in good condition, and less than 10% in poor condition. For the first performance period, FHWA has calculated the values for Baseline and Interim using International Roughness Index (IRI) only (or Present Serviceability Rating (PSR) values for road sections where speed is less than 40 mph); however, WYDOT's targets were based on full-distress plus IRI data.



Source: FHWA – Wyoming State Highway Infrastructure Report

Non-Interstate National Highway System (NHS) Pavement in Good Condition

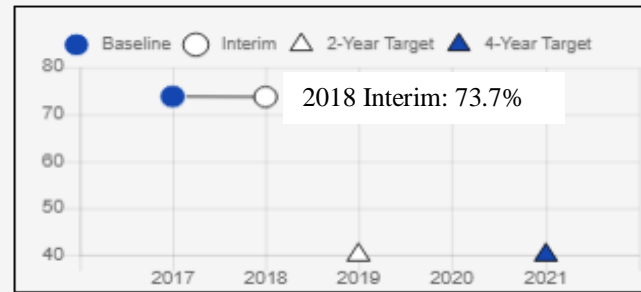
Baseline*

73.8%

Lane Miles in Good Condition
Non-Interstate NHS

Trend through 2021

Desired trend: ↑



Wyoming % Non-Interstate NHS Lane Miles In Good Condition

Target
4-Year Target

40.0%

Lane Miles in Good Condition
Non-Interstate NHS

2-Year Target: 40.0%

Non-Interstate National Highway System (NHS) Pavement in Poor Condition

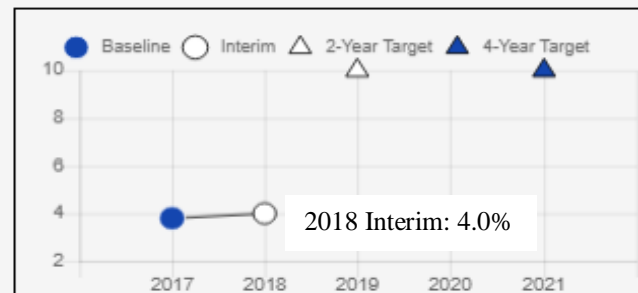
Baseline*

3.8%

Lane Miles In Poor Condition
Non-Interstate NHS

Trend through 2021

Desired trend: ↓



Wyoming % Non-Interstate NHS Lane Miles In Poor Condition

Target
4-Year Target

10.0%

Lane Miles in Poor Condition
Non-Interstate NHS

2-Year Target: 10.0%

Source: FHWA – Wyoming State Highway Infrastructure Report

WYDOT's Bridge targets have been set to 10% of NHS bridges in good condition (by area of deck square footage), and less than 10% in poor condition. Expected funding levels and recommendations from the bridge management system (BMS) were used to establish this target. This target ensures there is adequate funding available to address the poor bridges in the event of any funding shortfalls or trade-offs. The goal of the BMS is to maintain bridges in a healthy condition within a given budget scenario.

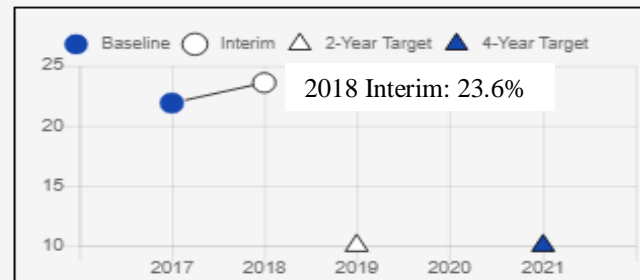
National Highway System (NHS) Bridges in Good Condition

Baseline

21.9%
Deck Area in Good Condition
NHS Bridges

Trend through 2021

Desired trend: ↑



Wyoming % Deck Area in Good Condition on NHS Bridges

Target
4-Year Target

10.0%
Deck Area in Good Condition
NHS Bridges

2-Year Target: 10.0%

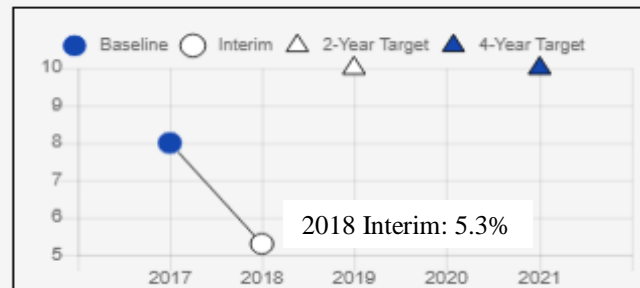
National Highway System (NHS) Bridges in Poor Condition

Baseline

8.0%
Deck Area in Poor Condition
NHS Bridges

Trend through 2021

Desired trend: ↓



Wyoming % Deck Area in Poor Condition on NHS Bridges

Target
4-Year Target

10.0%
Deck Area in Poor Condition
NHS Bridges

2-Year Target: 10.0%

Source: FHWA – Wyoming State Highway Infrastructure Report

In addition to maintaining and preserving its existing transportation infrastructure, another top priority for WYDOT focuses on improving the safety of the travelling public, with the aim of selecting safety treatments that effectively reduce fatalities and serious injuries. To this extent, WYDOT has set its safety performance targets (based on a 5-year rolling average) to the following: Fatalities – 128, Fatality Rate – 1.35, Serious Injuries – 452, Serious Injury Rate – 4.7, and Non-motorist Fatalities and Serious Injuries (pedestrian and bicyclists) – 29. These safety targets were

established in coordination with WYDOT's safety partners and its State Highway Safety Plan (SHSP). The charts below summarize WYDOT's progress towards achieving its stated safety performance targets:

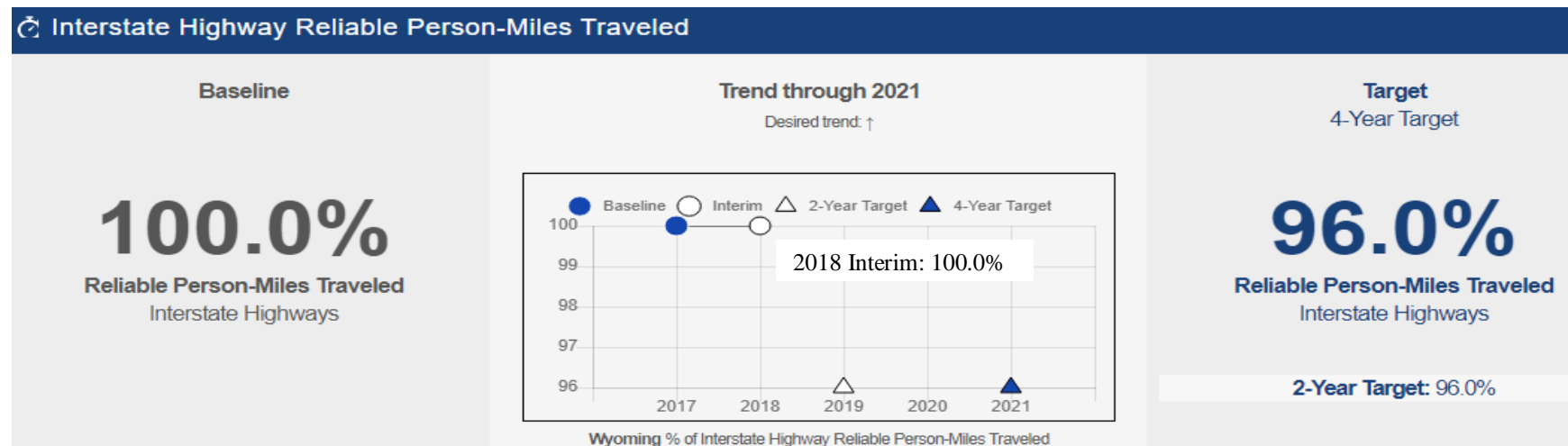
Wyoming Safety Performance Target Assessment

PERFORMANCE MEASURE	2014-2018 TARGET	2014-2018 OUTCOME	2012-2016 BASELINE	MET TARGET?
Number of Fatalities	130.0	128.2	123.4	Yes
Rate of Fatalities	1.400	1.324	1.312	Yes
Number of Serious Injuries	470.0	403.4	449.4	Yes
Rate of Serious Injuries	5.440	4.172	4.784	Yes
Number of Non-Motorized Fatalities and Serious Injuries	30.0	29.6	29.4	Yes

Source: FHWA – Wyoming 2018 State Highway Safety Report

Concerning the remaining MAP-21 national performance measures, WYDOT's targets have been established as follows:

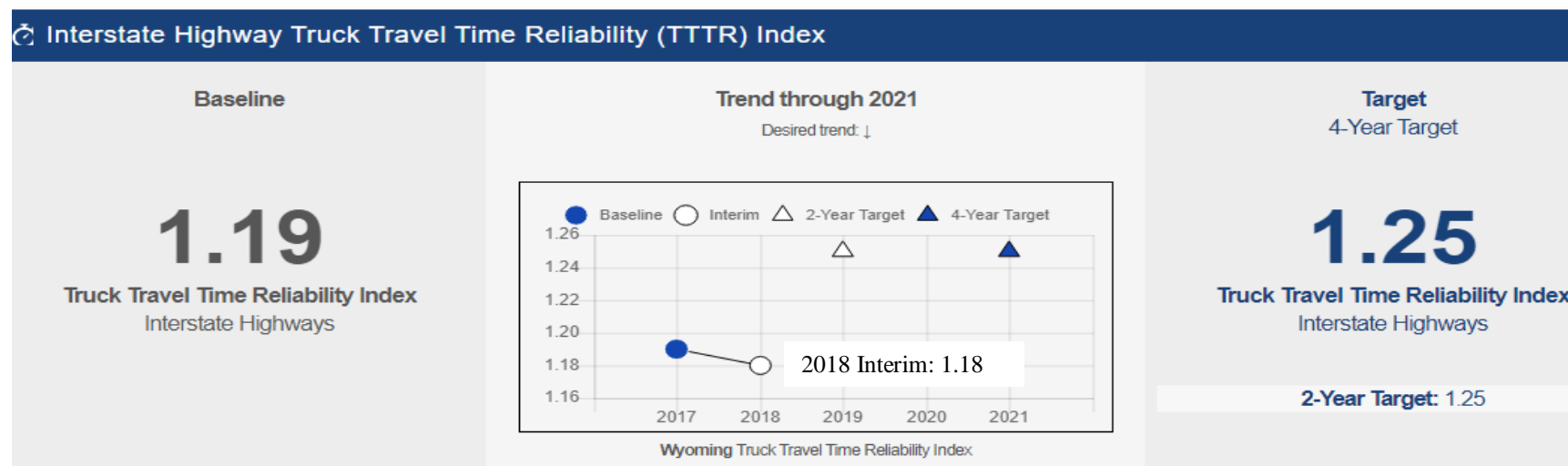
For system reliability, WYDOT measures the Level of Travel Time Reliability (LOTTR) of its transportation system, and calculates the percentage of person-miles travelled on the Interstate and non-Interstate NHS that are considered reliable. It has set performance targets for system reliability at greater than 96% for Interstates, and greater than 88% for non-Interstate NHS routes.



Source: FHWA – Wyoming State Highway Infrastructure Report

The national performance measure as it pertains to freight movement and economic vitality uses a measure of Truck Time Travel Reliability

(TTTR). The TTTR Index is a ratio of the 95th percentile truck travel time to the 50th percentile truck travel time, which constitutes the time delay (a lower index value is preferable). For Wyoming, most of the time delay for trucks is due to winter weather conditions and construction, very little of which is actually attributable to congestion as such. For freight movement, WYDOT has set its TTTR index performance target at 1.25.



Source: FHWA – Wyoming State Highway Infrastructure Report

For the most part, Wyoming does not experience issues of congestion, per se, and is not required to report the national performance metric for congestion mitigation, or Peak Hour Excessive Delay (PHED). The PHED performance measure is only applicable to urbanized areas or Metropolitan Planning Organizations (MPO's) with populations exceeding one million people, and located in a federally designated nonattainment or maintenance area for ozone, carbon monoxide (CO) or particulate matter. Similarly, Wyoming does not suffer from air quality or pollution issues to the same extent that larger states or major metropolitan cities do. The main contributors to air pollution in the two nonattainment areas of the State are not transportation-related; therefore, WYDOT utilizes its Congestion Mitigation and Air Quality Improvement (CMAQ) program dollars towards dust mitigation in other areas with higher particulate matter or pollutant levels that could potentially lapse into nonattainment status. WYDOT's CMAQ performance measure target, based on a CMAQ Emissions Reductions (kg/day), has been set at zero.

Additionally, WYDOT and the two MPOs have worked together to meet the two transit-related performance measures required by the FAST Act under Federal Transit Administration (FTA) regarding safety and transit asset management (TAM). More information on the TAM is discussed under the Transit Section of this document.

A more detailed discussion of WYDOT's bridge and pavement performance targets and anticipated expenditures is located in WYDOT's official TAMP, which can be found at the following link: http://www.dot.state.wy.us/files/live/sites/wydot/files/shared/Planning/Transportation-Plans/TAMP_WYDOT%20SubmissionPublic_Final_2.pdf.

COMMUNICATIONS COMMISSION

Mark Harshman

Casper, WY
Fire Chiefs' Association
Chairman

Skip Hornecker

Lander, WY
Sheriff's Association
Vice Chairman

Frosty Williams

Cheyenne, WY
DCI/Attorney
General's Office

Dwane Pacheco

Rock Springs, WY
Police Chiefs'
Association

Mike Choma

Casper, WY
Game and Fish
Department

Col. Kebin Haller

Cheyenne, WY
Department of
Transportation

Jonathan Downing

Cheyenne, WY
Public At-Large

Ron Gatti

Rock Springs, WY
Emergency Medical
Services

William (Doug) Frank

Glenrock, WY
Municipal Government
Secretary

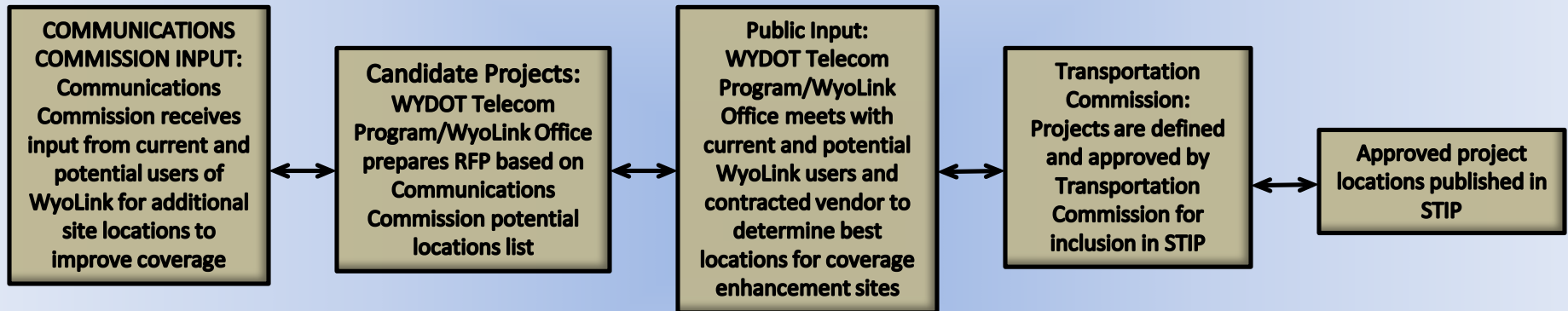
Paul Bertoglio

Casper, WY
County Government

Martin Armajo

Lander, WY
Tribal

ELEMENTS COMPRISING THE COMMUNICATIONS COMMISSION & WYOLINK STATEWIDE COMMUNICATION SYSTEM



TRANSIT INTRODUCTION

GENERAL

Congress establishes the legal authority to commence and continue Federal Transit Administration (FTA) programs through authorizing legislation covering several years. On December 4, 2015, President Obama signed the Fixing America's Surface Transportation (FAST) Act, reauthorizing surface transportation programs through fiscal year 2020. Each reauthorization amends the Federal Transit Laws codified in 49 USC Chapter 53.

The Wyoming Department of Transportation (WYDOT) acts as a facilitator of public transportation services. WYDOT does not directly provide public transportation services, but contracts for services with local, sub-grantee public transportation providers. WYDOT Transit Staff disseminates information about U.S. Department of Transportation programs and provides technical support to applicants in preparation of funding proposals. The WYDOT Transit Application Guidelines can be found at: http://www.dot.state.wy.us/home/planning_projects/transportation_programs/transit-in-wyoming.html. Local governments and non-profit entities are responsible for the development and operation of their local transit systems.

Private enterprise is encouraged to participate to the maximum extent feasible in providing public transportation. Eligible grantees may contract for services from, or lease vehicles to private operators.

FEDERAL TRANSIT ADMINISTRATION PROGRAMS

SECTIONS 5305(d) and 5305(e) PROGRAMS (Formerly 5303 and 5304)

These programs are for planning funds for Metropolitan and Statewide Rural areas to foster the development of coordinated community and regional transit planning. Metropolitan planning funds (Section 5305(d)) are provided to Casper and Cheyenne and are annually combined with FHWA Planning Funds to create the Consolidated Planning Grant (CPG). These funds are transferred to FHWA for administration. Statewide planning (Section 5305(e)) is made available to both municipalities and small rural areas for their transit planning needs.

SECTION 5307 – URBANIZED AREA FORMULA GRANTS

This program provides grants to Urbanized Areas (UZA) for public transportation, capital, planning, preventive maintenance, as well as operating expenses. These funds constitute a core investment in the enhancement and revitalization of public transportation systems in the nation's urbanized areas, which depend on public transportation to improve mobility and reduce congestion. This funding is obligated to Wyoming's urbanized areas (Casper and Cheyenne) for public transportation services. All projects must benefit residents in urbanized areas (over 50,000 population) of Wyoming. Section 5307 provides 80% for capital, 85% for ADA-compliant vehicles and 50% of operating needs of transit providers.

The Casper Metropolitan Transportation Improvement Program (MTIP) and the City of Cheyenne MTIP for the fiscal years 2020-2023, and as amended, are included in the STIP by reference and are available at:

Casper MTIP:

https://casperwy.gov/UserFiles/Servers/Server_62983/File/Casper%20Area%20MPO/MTIPs/FY21%20MTIP%20Amendment%20with%20Signatures.pdf

Cheyenne MTIP: https://www.plancheyenne.org/wp-content/uploads/2020/07/20-23_TIP_ProjectsAmendment-June-18-2020.pdf

SECTION 5310 – ENHANCED MOBILITY OF SENIORS AND INDIVIDUALS WITH DISABILITIES

This program is intended to enhance mobility for seniors and persons with disabilities by providing funds for programs to serve the special needs of transit-dependent populations beyond traditional public transportation services and Americans with Disabilities Act (ADA) complementary paratransit services.

This program provides formula funding to increase the mobility of seniors and persons with disabilities. The former New Freedom program (Section 5317) is folded into this program. The New Freedom program provided grants for services for individuals with disabilities that went above and beyond the requirements of the Americans with Disabilities Act (ADA). Activities eligible under New Freedom are now eligible under the Enhanced Mobility of Seniors and Individuals with Disabilities program. Using these funds for operating expenses requires a 50% local match while using these funds for capital expenses (including acquisition of public transportation services) requires a 20% local match, 15% match for ADA-compliant vehicles.

SECTION 5311 – FORMULA GRANTS FOR RURAL AREAS

This program provides capital, administrative and operating assistance to State agencies, local governments, Indian tribes and non-profit organizations providing public transportation services in rural areas, defined as areas with fewer than 50,000 residents. The program remains largely unchanged under the FAST Act. Activities eligible under the former Job Access and Reverse Commute (JARC) program (Section 5316), which provided services to low-income individuals to access jobs, are now eligible under the Rural Area Formula program. Projects must benefit residents in non-urbanized areas of Wyoming. Section 5311 provides up to 80% for preventive maintenance, capital and administrative costs, 85% for ADA-compliant vehicles and 56.56% of the operating needs of transit providers.

CARES Act – The Coronavirus Aid, Relief and Economic Security Act – On Friday, March 27, 2020, President Trump signed the CARES Act into law. The CARES Act provides emergency assistance and health care response for individuals, families and businesses affected by the COVID-19 pandemic and provides emergency appropriations to support Executive Branch agency operations during the COVID-19 pandemic. FTA allocated funding to recipients of urbanized area and rural area formula funds. Funding is provided at a 100% federal share, with no local match required, and will be available to support capital, operating, administration and intercity bus expenses generally eligible under those programs to prevent, prepare for and respond to COVID-19. WYDOT funded transit providers for a portion of FY20 beginning February 1, 2020 at 100%. For FY2021, Operating and Maintenance expenses will be funded at 100% with CARES Act funding and Administration will be funded at the normal 80% Federal and 20% Local match program from regular Section 5311 funds.

SECTION 5311(f) – INTERCITY BUS PROGRAM

This section requires each state to spend 15% of its annual Section 5311 apportionment to develop and support a program of projects for intercity bus transportation. The goal of the program is to connect isolated rural areas throughout the country to larger communities. Wyoming has identified four potential routes that support this goal and serve the people of Wyoming. In Wyoming, intercity bus service is a vital link between otherwise isolated rural communities to other areas of the state and the rest of the nation.

SECTION 5339 – BUS AND BUS FACILITIES

This capital program provides funding to replace, rehabilitate and purchase buses and related equipment and to construct bus-related facilities. Eligible capital projects include the acquisition of buses for fleet and service expansion, bus maintenance and administrative facilities, transfer facilities, bus malls, transportation centers, intermodal terminals, park-and-ride stations, acquisition of replacement vehicles, bus rebuilds, passenger amenities such as passenger shelters and bus stop signs, accessory and miscellaneous equipment such as mobile radio units, supervisory vehicles, fare boxes, computers, and shop and garage equipment. This is an apportionment program divided between the Rural and Urban areas of Wyoming. The urban areas of Wyoming are Casper and Cheyenne. This program requires a 20% local match and 15% for ADA-compliant vehicles.

WYDOT has developed our Transit Asset Management (TAM) Plan in accordance with the [2016 TAM Final Rule 49 CFR Parts 625 and 630](#). Section 625.27 requires States to develop a group TAM Plan for subrecipients under the Rural Area Formula Program, authorized under 49 U.S.C 5311. Wyoming subrecipients all fall under a Tier II criteria and WYDOT has developed a Group Tier II TAM Plan. The elements of a Group Tier II plan consist of an asset inventory, condition assessment, list of decision support tools and investment prioritization. WYDOT implemented a hybrid method of Useful Life Benchmarks (ULB) combining the FTA default ULB's for vehicle categories with the age and miles previously used in FTA C 5010.1E. WYDOT implemented the vehicle categories to facilitate the condition assessment of the Capital assets (FTA funded vehicle and facility) and to assist with the decision support tool mechanism and investment prioritization. The listing below is WYDOT's categories for the TAM Plan and our vehicle purchases.

BUS CATEGORIES PER THE WYDOT TRANSIT ASSET MANAGEMENT PLAN (TAM PLAN)

- Heavy-duty large bus – buses with a minimum service life of 14 years or 500,000 miles, approximately 35-40 feet in length as well as articulated buses
- Heavy-duty small bus – buses with a minimum service life of 12 years or 350,000 miles, approximately 30 feet in length
- Medium-duty mid-size bus – buses with a minimum service life of 10 years or 200,000 miles, approximately 25-35 feet in length
- Light-duty mid-size bus – buses with a minimum service life of 10 years or 150,000 miles, approximately 25-35 feet in length
- Light-duty small bus – buses with a minimum service life of 10 years or 100,000 miles, approximately 16-28 feet in length
- Minivan/Car/SUV – vehicles with a minimum service life of 8 years or 100,00 miles

The following is a list of all eligible applicants for FTA programs 5310, 5311, 5339 and 5305(e). Other non-profit groups that provide public transportation service and would meet the requirements of the individual program will be evaluated on a case by case situation. Funding has been awarded for FY2021 for numerous projects and will be solicited on an annual basis for subsequent years.

ALLTRANS, Inc	High Country Senior Citizens	South Big Horn Senior Citizens, Inc.
Assisted Care Facility	Hot Springs County Senior Citizens Center, Inc.	Southern Teton Area Rapid Transit - START
Black Hills Stage Lines, Inc.	Jefferson Partners L.P. DBS Jefferson Lines	Southwest Sublette County Pioneers, Inc.
Buffalo Senior Center, Inc.	Kemmerer Senior Citizens Association	Star Valley Senior Citizens, Inc.
Campbell County Senior Citizens Association, Inc.	Lander Senior Citizens Center, Inc.	Sweetwater County Transit Authority Resources – STAR
Carbon County Senior Services, Inc.	Meeteetse Recreation District	Ten Sleep Senior Center
Casper Area Transportation Coalition, Inc.	Meeteetse Recreation District	Thayne Senior Center
Child Development Services of Fremont County, Inc.	Niobrara Senior Center, Inc.	Town of Mills
Children’s Learning Center, Inc.	North Big Horn Senior Center, Inc.	Town of Shoshoni
City of Casper	Panther International	Uinta Senior Citizens, Inc.
City of Cheyenne	Pine Bluffs Senior Citizens, Inc.	University of Wyoming
City of Cheyenne Transit Program	Powell Senior Citizens Ago-Go, Inc.	Warm Valley Senior Center
Cody Council on Aging, Inc.	Rehabilitation Enterprises of North Eastern Wyoming	Washakie County Senior Citizens Center
Converse County Aging Services	Rendezvous Pointe	Western Trails Charters & Tours, LLC DBA Salt Lake Express
Crook County Senior Services, Inc.	Riverton Senior Citizens Center, Inc.	Weston County Senior Services
Diversified Services, Inc.	Senior Center of Jackson Hole, Inc.	Wyoming Independent Living, Inc.
Eppson Center for Seniors, Inc.	Senior Citizens Council DBA Goose Creek Transit	Wyoming Services for Independent Living
Fremont County Association of Governments DBA Wind River Transit Authority	Services for Seniors, Inc.	Wyoming Public Transit Association - WYTRANS
Goshen County Senior Friendship Center	Shoshone and Arapahoe Tribes	
Greyhound Lines, LLC	Shoshoni Senior Citizens Center	

WYOMING PROGRAM OF PROJECTS
VOUCHER & MOBILITY MANAGEMENT PROGRAM – SECTION 5310
FY 2021 – FY 2024

The Voucher and Mobility Management (MM) Programs are currently a statewide project designed to assist with the coordination of transportation services on the local level. The project led to the development and continued maintenance of the website www.wyotransit.org that includes a comprehensive listing of available public and private transportation providers throughout Wyoming. The next phase of MM will be to assist WYDOT and local entities with the creation of Coordinated Transportation Plans and work to find solutions to mobility issues that impact the people of Wyoming. Wyoming Independent Living and Wyoming Services for Independent Living administer the Voucher and Mobility Management Programs through annual project agreements with WYDOT.

	FY 2021	FY 2022	FY 2023	FY 2024
Section 5310 Estimated Apportionment	\$ 461,036	\$ 461,036	\$ 461,036	\$ 461,036
Urban Funding – FY20 Carryover	492,657	Unknown	Unknown	Unknown
Statewide Funding – FY20 Carryover	455,383	Unknown	Unknown	Unknown
Total Available	\$1,409,076	\$ 461,036	\$ 461,036	\$ 461,036
 Urban Anticipated Funding	238,654	238,654	238,654	238,654
Statewide Anticipated Funding	222,382	222,382	222,382	222,382
 Mobility Management				
Urban Funding	-58,456	-58,456	-58,456	-58,456
Statewide Funding	-60,000	-60,000	-60,000	-60,000
 Voucher Program				
Urban Funding	-87,000	-87,000	-87,000	-87,000
Statewide Funding	-87,500	-87,500	-87,500	-87,500
 Capital & Operating Available				
 Unobligated Urban Funding	\$ 99,198	\$ 99,198	\$ 99,198	\$ 99,198
Unobligated Statewide Funding	\$ 74,882	\$ 74,882	\$ 74,882	\$ 74,882

FTA RURAL PUBLIC TRANSIT – SECTION 5311

FY 2021 – FY 2024

WYDOT annually funds approximately fifteen rural public transit providers under Section 5311. For 2021, the majority of the public transit providers will receive federal dollars to include the CARES Act funds. Ten of the smaller transit programs will receive 100% state funding. The detail is in the STIP tables.

Agencies to be Federally funded for FY 2021

Town of Jackson - START	Converse County Aging Services	Hot Springs Co Sr Citizens Center
University of Wyoming	Powell Senior Citizens A-Go Go	Senior Center of Jackson Hole
Fremont Co Assoc of Govts – Wind River Transit	South Big Horn Seniors – Greybull	Niobrara Senior Center
Sweetwater Co Transit Authority Resources – STAR	North Big Horn Seniors – Lovell	High Country Senior Citizens
Senior Citizens Council – Goose Creek Transit	Casper Area Transit Coalition	Ten Sleep Senior Center
Campbell Co Sr Citizens Association	Town of Mills & Evansville	Thayne Senior Center
Goshen Co Sr Friendship Center	Eppson Center for Seniors	Star Valley Senior Citizens
Lander Senior citizens Center	Services for Seniors – Wheatland	Southwest Sublette Co Pioneers
Buffalo Senior Center	Washakie Co Sr Citizens Center	Kemmerer Sr Citizens Association
Riverton Senior Citizens Center	Rendezvous Pointe - Pinedale	Pine Bluffs Senior Center
Cody Council on Aging	Carbon Co Senior Services	Meeteetse Recreation District

Estimated Section 5311/CARES Act Allocations

	<u>FY 2021</u>	<u>FY 2022</u>	<u>FY 2023</u>	<u>FY 2024</u>
Estimated Section 5311 Apportionment	\$7,371,509	\$7,371,509	\$7,371,509	\$7,371,509
CARES Act – Remaining Apportionment	9,871,857	0	0	0
Estimated RTAP Apportionment	106,899	106,899	106,899	106,899
Less State Administration*^	- 0	-737,151	-737,151	-737,151
Less Intercity Bus**	-2,178,504	-1,105,726	-1,105,726	-1,105,726
Less RTAP Apportionment***	-106,899	-106,899	-106,899	-106,899
Federal Funds Available for Rural Transit Program	\$15,064,862	\$5,447,218	\$5,447,218	\$5,447,218
State Public Transit Funds****	1,500,000	1,500,000	1,500,000	1,500,000
Federal Funds – Estimated Carryover	3,925,075	Unknown	Unknown	Unknown
Federal State Administration – Estimated Carryover	0	Unknown	Unknown	Unknown
Federal Intercity Bus – Estimated Carryover	958,592	Unknown	Unknown	Unknown
State Public Transit Funds – Estimated Carryover	338,282	Unknown	Unknown	Unknown
Total Rural Transit Program	\$21,787,811	\$6,947,218	\$6,947,218	\$6,947,218

*Calculated at 10% of the estimated 5311 apportionment. ^State Administration not deducted from FY2021 5311 funding.

**Calculated at 15% of the estimated 5311 apportionment and CARES Act intercity bus funding for FY21 (1,105,726 + 1,072,778).

***RTAP (Rural Transportation Assistance Program) – provides funding to assist in the design and implementation of training and technical assistance projects, Research and other support services to meet the needs of transit operators. This funding is used by WYDOT and WYTRANS.

****As per Wyoming S.S. 24-15-101, 1999 Session.

FTA PUBLIC TRANSIT – SECTION 5339

FY 2021 – FY 2024

The formula Section 5339 program provides funds for bus and bus facilities in urban and rural areas throughout the state. Projects have been solicited for FY2021 utilizing funds from the balance of 2019, 2020 and 2021 apportionments. Projects will be solicited for future fiscal years depending on the publishing of the guidance for the program and the apportionment available.

	2021	2022	2023	2024
Section 5339 Estimated Apportionment				
Urban Estimated Funding	\$ 275,581	\$ 275,581	\$ 275,581	\$ 275,581
Statewide Estimated Funding	3,500,000	3,500,000	3,500,000	3,500,000
Urban Estimated Carryover	796,567	Unknown	Unknown	Unknown
Statewide Estimated Carryover	8,578,679	Unknown	Unknown	Unknown
Total Urban Available	\$ 1,072,148	\$ 275,581	\$ 275,581	\$ 275,581
Total Statewide Available	12,078,679	3,500,000	3,500,000	3,500,000
Total Available for 5339 Projects	\$13,150,827	\$ 3,775,581	\$ 3,775,581	\$ 3,775,581

FTA RURAL PUBLIC TRANSIT – SECTION 5311(f) Intercity Bus
FY 2021 – FY 2024

The Intercity Bus program in Wyoming is primarily used to connect rural areas with larger regional intercity bus carriers. Consistent with this goal, the current high priority projects in Wyoming are:

- I-90 - South Dakota state line to Montana state line;
- Wyoming 191, 89, 30, 189 & I-80 – Jackson to Utah state line;
- I-25 – Colorado state line to Casper and Casper to Buffalo;
- Wyoming 20/26, 20/16/14, US alt 14 and US 310/WYO789 – Big Horn Basin;
- I-80 Corridor – Evanston to Cheyenne; and
- US 26 – Jackson to the Wyoming/Idaho Border, north and southbound daily service

Estimated 5311(f) Allocations

	<u>FY 2021</u>	<u>FY 2022</u>	<u>FY 2023</u>	<u>FY 2024</u>
5311 Intercity Bus Estimated Apportionment	\$1,105,726	\$1,105,726	\$1,105,726	\$1,105,726
Total Available for Intercity Bus Projects	\$1,105,726	\$1,105,726	\$1,105,726	\$1,105,726

FTA RURAL PUBLIC TRANSIT – SECTIONS 5305(d) and 5305(e)
Metropolitan Planning/State Planning and Research Programs
FY 2021 – FY 2024

These programs are for planning funds for Metropolitan and Statewide Rural areas to foster the development of coordinated community and regional transit planning.

Estimated 5305(e) and 5305(d) Allocations

	<u>FY 2021</u>	<u>FY 2022</u>	<u>FY 2023</u>	<u>FY 2024</u>
Section 5305(e) – Statewide Planning	\$ 122,106	\$ 122,106	\$ 122,106	\$ 122,106
Section 5305(e) – Statewide Carryover	153,766	Unknown	Unknown	Unknown
Total Available for Planning Projects	\$ 275,872	\$ 122,106	\$ 122,106	\$ 122,106

TRANSIT PROJECTS CHARACTER OF WORK

Character of Work	Description
ADMINISTRATION	Funding for general administrative expenses. Example: salaries for the project director, secretary, or bookkeeper; marketing; insurance premiums; office supplies; administering drug and alcohol testing.
BUS GARAGE PROJECT	Construction of a bus garage by a subrecipient to be used for storage and maintenance of transit vehicles.
BUS GARAGE CONSTRUCTION	Construction of bus garage for storage of transit vehicles.
CAPITAL/BUS FACILITIES	Eligible capital expenses include the acquisition, construction, and improvement of public transit facilities and equipment for a safe, efficient and coordinated public transportation system to include but not limited to: purchase of buses, vans, radios, security and communications equipment, passenger shelters, park and ride lots, and wheelchair lifts.
CAPITAL/BUS SHELTERS	Purchase and installation of bus shelters for passengers to use while waiting for a bus.
CAPITAL/CARPORTS	Purchase and installation of carports to park transit vehicles under to protect vehicles from weather, etc.
CAPITAL/DRIVEWAY REPLACEMENT	Upkeep and replacement of driveways to protect the transit vehicles.
CAPITAL/TIE DOWNS	Purchase of tie downs for transit vehicles.
CAPITAL/OPERATING/ADMIN/MAINT	Funding award to administer the subrecipients transit program to include operating, administration, maintenance and capital.
CAPITAL-SECURITY CAMERAS	Purchase and installation of security cameras.
CAPITAL-SECURITY FENCE	Purchase and installation of security fence.
CAPITAL-SOFTWARE	Purchase and installation of software.
CAPITAL-THREE BUS SHELTERS	Purchase and installation of three bus shelters.
CAPITAL-COMMUNICATION EQUIPMENT	Purchase of radios or other communication equipment.
CAPITAL-BUS SIGNAGE	Purchase and installation of bus signage for transit vehicles.
CAPITAL-BIKE RACKS	Purchase and installation of bike racks for transit vehicles.
CAPITAL/SHOP EQUIPMENT	Purchase shop equipment.
INTERCITY BUS OPERATING	Funding to support the connection between rural areas and the larger regional or national system of intercity bus service.
MISCELLANEOUS CAPITAL-URBAN	Funding for eligible capital expenses strictly for the Urban areas of Cheyenne or Casper.
MOBILITY MANAGEMENT-STATEWIDE	Funding to build coordination among existing public transportation providers and other transportation service providers with the result of expanding the availability of service.
MOBILITY MANAGEMENT-URBAN	Funding to build coordination among existing public transportation providers and other transportation service providers with the result of expanding the availability of service in urban areas.
OPERATING	Expenses directly related to system operations to include fuel, oil, drivers' salaries, dispatcher salaries and licenses.
OPERATING/ADMIN/MAINT	A combination of Operating, Administration and Maintenance funding used for the support of public transportation projects awarded.

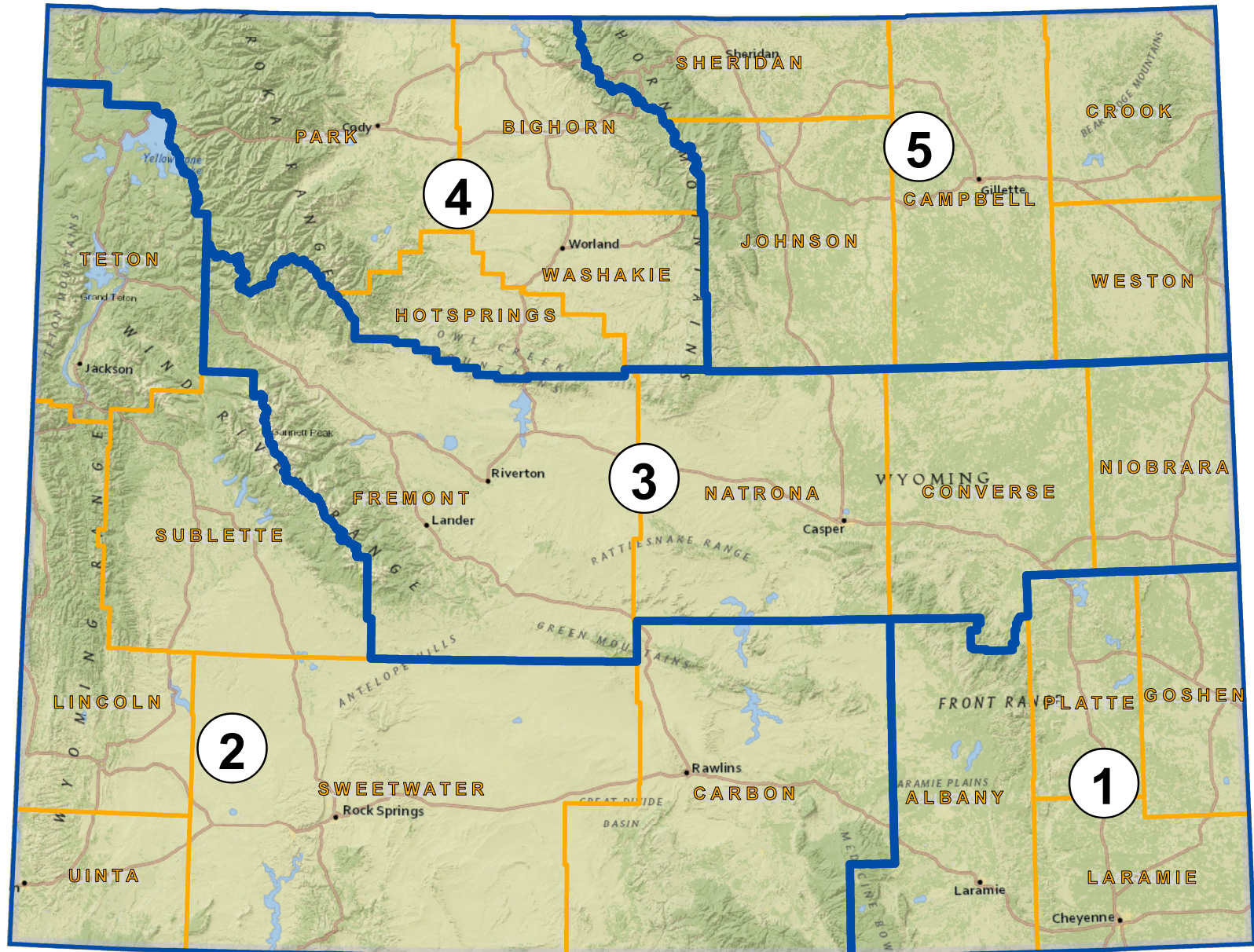
TRANSIT PROJECTS CHARACTER OF WORK

Character of Work	Description
OPERATING/ADMINISTRATION	A combination of Operating and Administration funding used for the support of public transportation projects awarded.
OPERATING-VOUCHER-STATEWIDE	Funding for public transportation projects that exceed the requirements of ADA; that improve access to fixed-route service and alternatives to public transportation that assist seniors and individuals with disabilities.
OPERATING-VOUCHER-URBAN	Funding for public transportation projects that exceed the requirements of ADA; that improve access to fixed-route service and alternatives to public transportation that assist seniors and individuals with disabilities in urban areas.
PERFORMANCE BASED FUNDING	Performance based funding for transit providers awarded by a point system to the top ten transit providers for an incentive to follow all requirements of the transit program in a timely manner.
PLANNING	Expenses to support efforts to develop transportation plans and programs; plan, engineer, design and evaluate a public transportation project and conduct technical studies relating to public transportation.
PURCHASE FOUR HEAVY-DUTY BUSES	Funding for buses with minimum service life of 14 years or 500,000 miles, approximately 35-40+ feet in length as well as articulated buses.
PURCHASE LARGE BUS	Funding for bus with minimum service life of 14 years or 500,000 miles, approximately 35-40+ feet in length as well as articulated buses.
PURCHASE MEDIUM-DUTY BUS	Funding for bus with minimum service life of 10 years or 200,000 miles, approximately 25-35 feet in length as well as articulated buses.
PURCHASE MINI-VAN	Funding for mini-van with minimum service life of 8 years or 100,000 miles.
PURCHASE ONE HEAVY-DUTY BUS	Funding for bus with minimum service life of 14 years or 500,000 miles, approximately 35-40+ feet in length as well as articulated buses.
PURCHASE ONE LIGHT-DUTY BUS	Funding for bus with minimum service life of 10 years or 150,000 miles, approximately 20-35 feet in length.
PURCHASE ONE LIGHT-DUTY VAN	Funding for vehicles with a minimum service life of 8 years or 100,000 miles. Cutaways and modified vans, approximately 16-28 feet in length.
PURCHASE TWO LIGHT-DUTY BUSES	Funding for buses with minimum service life of 10 years or 150,000 miles, approximately 20-35 feet in length .
PURCHASE TWO MEDIUM-DUTY BUSES	Funding for buses with minimum service life of 10 years or 200,000 miles, approximately 25-35 feet in length.
PURCHASE TWO MINI VANS	Funding for two mini-vans with minimum service life of 8 years or 100,000 miles.
PURCHASE SEVEN HEAVY-DUTY BUSES	Funding for seven buses with minimum service life of 14 years or 500,000 miles, approximately 35-40+ feet in length as well as articulated buses.
RTAP	Funding to assist in the design and implementation of training and technical assistance projects and other support services tailored to meet the specific needs of transit operators in rural areas.
STATE ADMINISTRATION	Funding for WYDOT to administer the Federal programs - to pay salaries, overhead expenses, supplies and office equipment to administer the programs.

TRANSIT PROJECTS CHARACTER OF WORK

Character of Work	Description
STATEWIDE TRAINING	Funding to assist in the design and implementation of training and technical assistance projects and other support services tailored to meet the specific needs of transit operators in rural areas.
VEHICLE PURCHASE-STATEWIDE	Purchase of vehicle for statewide subrecipient.
VEHICLE PURCHASE-URBAN	Purchase of vehicle for urban recipient - Cheyenne or Casper.

AERONAUTICS COMMISSION DISTRICTS



AERONAUTICS COMMISSION

District 1



**Anja Bendel
Cheyenne**

District 2



**Jerry Blann
Jackson**

District 3



**William DeVore
Casper
Chair**

District 4



**Bruce McCormack
Cody**

District 5



**Pete Schoonmaker
Sheridan**

At Large



**John Newton
Cody
Vice Chair**

At Large



**Sigsbee Duck
Rock Springs**

AERONAUTICS INTRODUCTION

In accordance with Wyoming Statutes §§ 10-3-401 and 10-3-402, the State of Wyoming invests in a system of approximately forty public-use, locally-owned airports located throughout the state. The Aeronautics Division maintains a statewide system of airport capital improvement projects, known as the Wyoming Aviation Capital Improvement Plan (WACIP), which is included as part of the Wyoming Department of Transportation's State Transportation Improvement Program (STIP). The WACIP is a five year plan that is a collaborative process involving citizens, airport users, airport sponsors, the Division and the Federal Aviation Administration (FAA). Creation of the WACIP is a year-long process which begins at the local level and results in a group of projects being submitted by each sponsor to the Division during the annual planning update. This is followed by an extensive review and prioritization by Division staff, as well as coordination with the FAA. The proposed WACIP is then sent back to the sponsor for comment before final consideration by the Wyoming Aeronautics Commission (WAC). It is important to note that the WACIP is a dynamic document with modifications submitted to the WAC for consideration each month. A two-year "snapshot" of the WACIP is taken in approximately June of each year and included in the STIP.

In administering the grants program, WS §10-3-401(d) requires that the WAC "establish, amend and have available" a five year capital improvement plan for airports in the state. The inclusion of the WACIP in the STIP is intended to satisfy this requirement. As mentioned above, the WACIP is regulated by a seven-member Aeronautics Commission made up of representatives from five districts and two members that serve at-large who are appointed by the governor and confirmed by the senate. The Director of WYDOT is an ex-officio member of the commission.

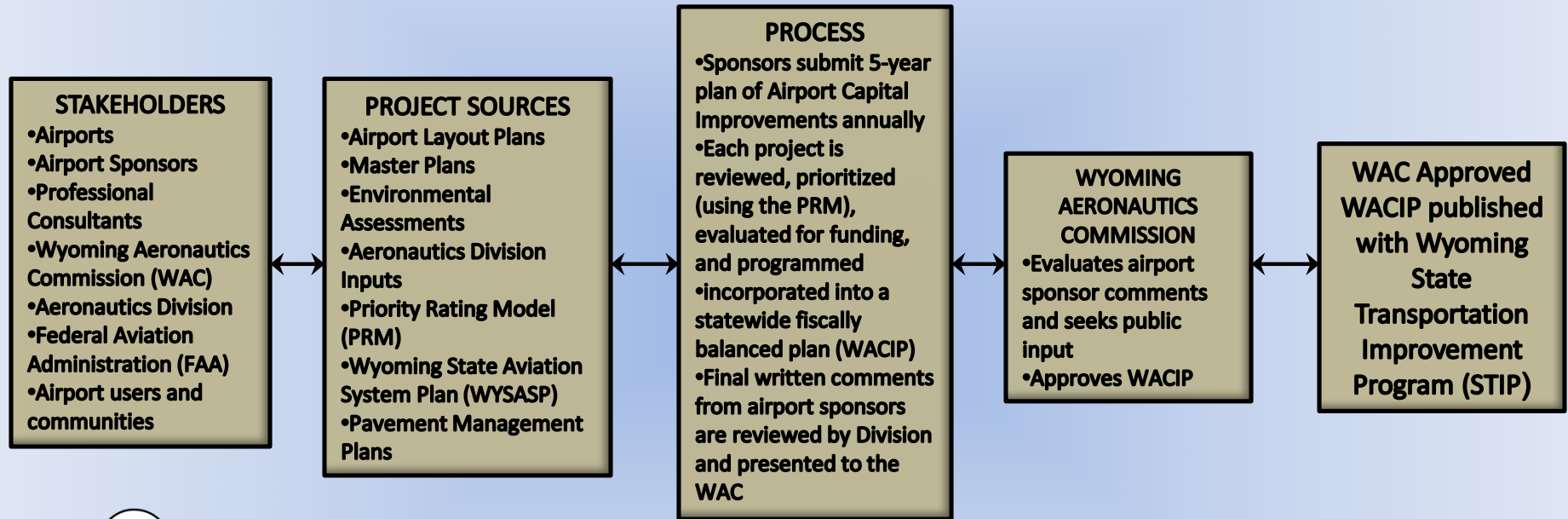
Wyoming is a channeling act state as referenced in WS §10-3-201(b). This means that in most cases when federal funds are used to finance airport development in Wyoming, the airport sponsor submits requests for reimbursement to the Division with the state making payment directly to the airport. The FAA is then billed by the state for the federal portion of the grant payment.

Federal funds are provided to the airports in varying percentages based on the airport category. Normally primary commercial service airports receive 93.75% and general aviation airports receive 90%. These funds are awarded directly to the airport by the FAA. In many states, the local airport pays the remaining balance. In Wyoming, however, the state invests in airport construction and improvement as well as air service enhancement. State and local shares of the remaining balance are based on the type of project and are defined in commission Policy and Procedures.

Development of a statewide capital improvement plan such as the WACIP is a complex process involving many different entities representing different constituencies. WYDOT is committed to achieving a safe, integrated aviation system that accommodates the wide variety of uses that occur at airports within the state. The WACIP is a collaboration of these different interests and commitment by each stakeholder to develop the state aviation system in the public interest.

For additional information on the Aeronautics Program contact Administrator Brian Olsen, at (307) 777-3953, 200 East 8th Avenue, Cheyenne, Wyoming 82001.

ELEMENTS COMPRISING THE WYOMING AVIATION CAPITAL IMPROVEMENT PLAN (WACIP)



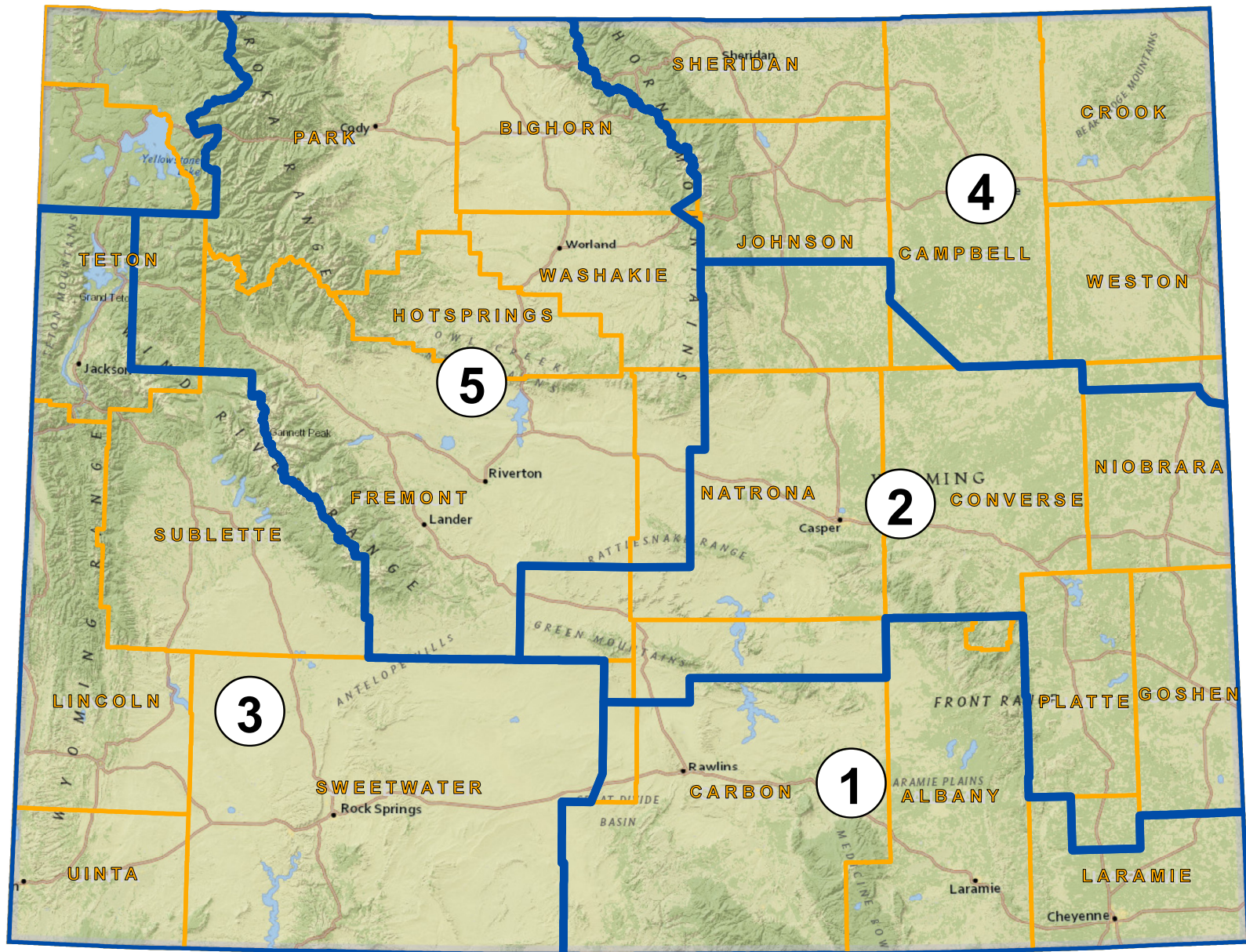
AERONAUTICS CHARACTER OF WORK

Character of Work	Description	Examples
ACQUIRE LAND/EASEMENT	Acquisition of land for airport expansion, improved safety or airport approach protection	Typically includes all associated costs such as appraisals, review appraisals, relocation, and legal expenses
AIRCRAFT RESCUE FIREFIGHTING (ARFF) TRAINING	Assist with the costs to train Wyoming airport firefighters at the in-state training facility located at the Casper-Natrona County International Airport	Water, fuel, firefighting retardant
AIRPORT EQUIPMENT	Acquisition, maintenance, or removal of fixed and mobile airport equipment	Automated Weather Observation Systems (AWOS/ASOS), navigational, snow removal, operations, Aircraft Rescue Firefighting (ARFF), fuel system and friction measurement equipment
AIRPORT SPECIFIC-USE APRON	Areas of an airport which have additional facilities or equipment to accommodate certain types of activity.	Deicing containment facility, fuel facility, or agricultural spraying pad
AIRSPACE OBSTRUCTIONS	Marking, lighting, or removal of airspace penetrations in the vicinity of an aviation facility	Communications tower, fence, trees
AVIATION ENCOURAGEMENT	Projects to encourage an interest in aviation	Air show, fly-in, open house, ground breaking, pilot/mechanic education
BUILDINGS	Acquire, construct, expand, rehabilitate, remove, relocate airport buildings	Commercial terminal, general aviation terminal, snow removal equipment, operations equipment building, aircraft hangar, air traffic control tower
FENCING	Construct, relocate or remove airport fencing	Wildlife or security fencing
IMPROVE LIGHTING OR SIGNAGE	Install, rehabilitate, and relocate airport lighting and signage	Approach lighting system, pavement edge lighting, security lighting, airport beacon, Runway End Identifier Lights (REIL), electrical vault, lighting system control, illuminated signs
MARKETING & PROMOTIONS	Projects to promote commercial air service	Marketing campaign, market research
NAVAID MAINTENANCE	Contracted annual maintenance for various on-airport non-federal navigational aid equipment	Automated Weather Observation Systems (AWOS), instrument approach aids (ILS or NDB), and visual approach indicators
OPERATIONS	Federal Cares Act	Airport Operations
PAVEMENT EXPANSION	Construct, expand, extend, widen, or strengthen airport pavement	Access road, auto parking lot, aircraft parking apron, runway, taxiway, taxilane, helipad, helicopter parking apron, runway or taxiway shoulders, jet blast pad
PAVEMENT MAINTENANCE	Preventative maintenance to preserve existing pavement	Crack sealing, crack surfacing, spall repair, seal coat, and marking
PAVEMENT RECONSTRUCTION	Remove and replace pavement, subgrade soils	Remove and replace runway, taxiway or other airport pavement

AERONAUTICS CHARACTER OF WORK

Character of Work	Description	Examples
PAVEMENT REHABILITATION	Correct functional and structural pavement deficiencies	Mill and/or leveling followed by overlay (greater than 2"), isolated reconstruction
PLANNING STUDY	General airport planning and some complex topics may require additional study such as replacing a terminal or constructing an air traffic control tower	Airport Master Plan, Airport Layout Plan, instrument approach analysis, feasibility study
STATE AVIATION SYSTEM PLAN	Studies of various topics to determine the size, location and extent of airport development needed across the State	Design Standards Inventory, Wyoming State Aviation System Plan, Statewide Economic Impact Study, Instrument Approach Analysis, Rates and Charges Guide
AIRPORT PAVEMENT MGMT PLAN	Comprehensive pavement asset management system	Thorough analysis of the current pavement condition and recommendation for future work
GRP PAVEMENT MAINT PROGRAM	Statewide multi-airport pavement maintenance project	Crack seal, joint seal and spall repair

HIGHWAY DISTRICTS



ENGINEERING CONTACTS

Wyoming Department of Transportation

K. Luke Reiner, Director

Mark J. Gillett, Chief Engineer

Keith R. Fulton, Assistant Chief Engineer, Engineering and Planning

Thomas M. DeHoff, Assistant Chief Engineer, Operations

5300 Bishop Boulevard

Cheyenne, Wyoming 82009

Phone (307) 777-4484

District 1

Ralph Tarango, District Engineer
3411 South Third Street
Laramie, Wyoming 82070
Phone (307) 745-2100

District 2

Mark Ayen, District Engineer
900 Bryan Stock Trail
Casper, Wyoming 82601
Phone (307) 473-3200

District 3

Leroy T. Wells, District Engineer
3200 Elk Street
Rock Springs, Wyoming 82902
Phone (307) 352-3000

District 4

Scott Taylor, District Engineer
10 East Brundage Lane
Sheridan, Wyoming 82801
Phone (307) 674-2300

District 5

Pete Hallsten, District Engineer
218 West C Street
Basin, Wyoming 82410
Phone (307) 568-3400

ALBANY COUNTY

Key to FY 2021 STIP

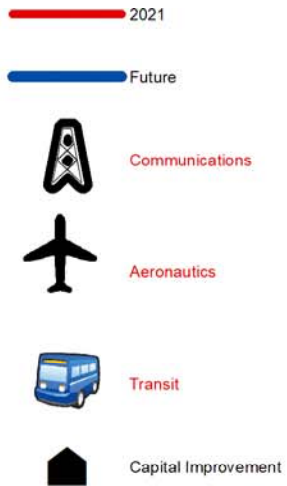


MAP KEY

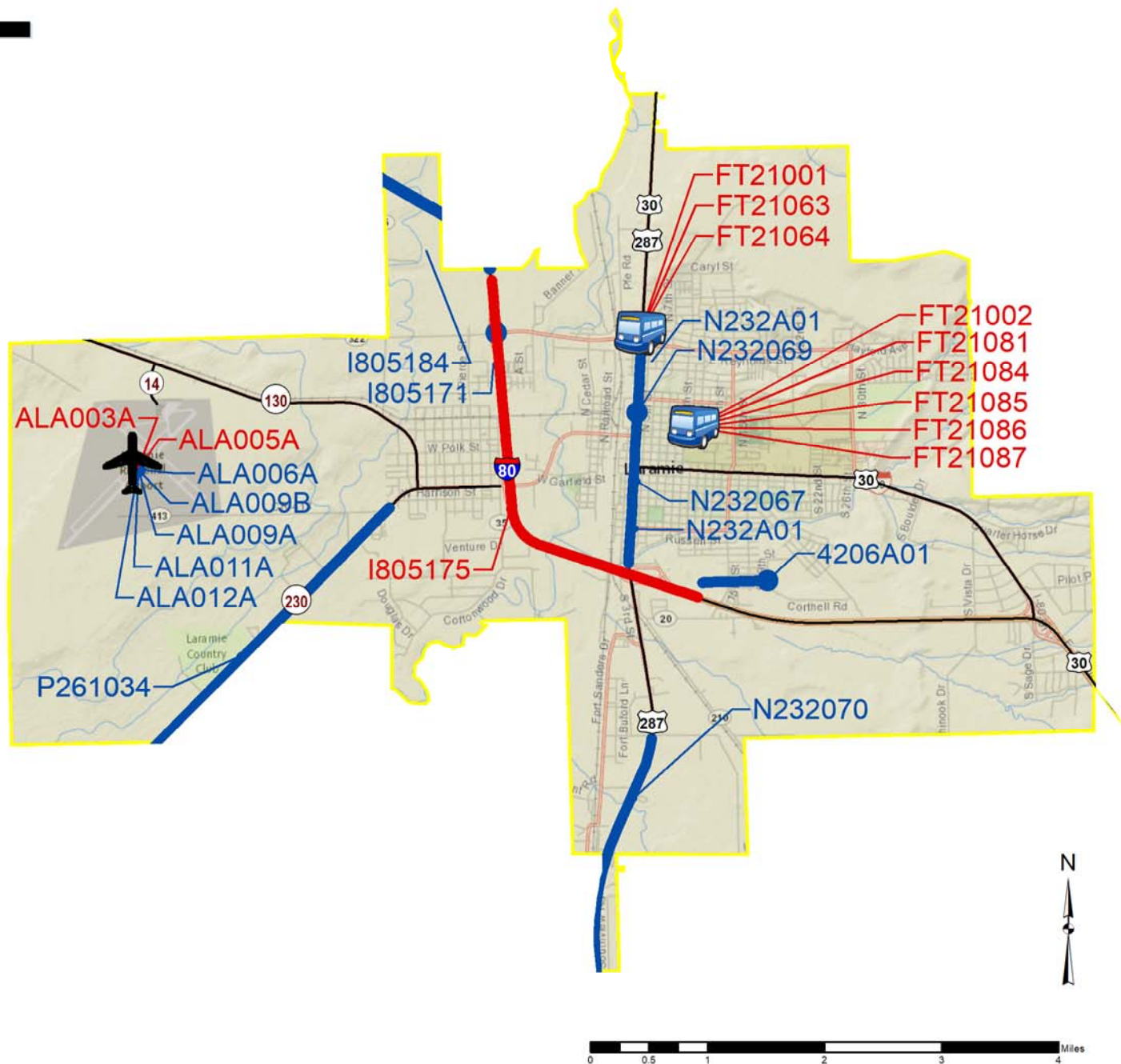


LARAMIE INSET

Key to FY 2021 STIP



MAP KEY





Wyoming Department of Transportation
5300 Bishop Blvd
Cheyenne, WY 82009

STATE TRANSPORTATION IMPROVEMENT PROJECTS ENGINEERING & CONSTRUCTION

WYCN002B

Albany County

Transportation Projects

Fiscal Year: 2021

Trans Comm Dist	Project		General Location Detail Location	Begin RM	End RM	Length	Character of Work	Cost \$1,000						
								PE FY	PE	CE & CON	TOTAL	FED	ST	OTH
2	STP	I805175	LARAMIE CURTIS STREET-THIRD STREET/I-80 STRUCTURE NO. AXD, AXE, AXJ, AXK, LBL, LBM, LBN, LBO, KLH, KLI	310.00	313.80	3.80	PAVEMENT REHABILITATION	2019	92	6,936	7,029	6,519	509	0
2	NHPPI	I805177	RAWLINS TO LARAMIE QUEALY DOME WEST STRUCTURE/I-80 STRUCTURE NO. AWE, AWF, AWH, AWI, AWK, AWL	282.65	291.46	8.81	PAVEMENT REHABILITATION	2018	321	13,143	13,464	12,489	975	0
FY TOTAL:						12.61			\$413	\$20,079	\$20,493	\$19,008	\$1,484	\$0

Transit Projects

Fiscal Year: 2021

Trans Comm Dist	Project		General Location Eligible Provider	Funding Source	Character of Work	Cost \$1,000						
						PE FY	PE	CE & CON	TOTAL	FED	ST	OTH
2	FTA	FT21001	LARAMIE EPPSON CENTER FOR SENIORS, INC.	5311	OPERATING/ADMIN/MAINT		0	131	131	123	0	8
2	FTA	FT21002	LARAMIE UNIVERSITY OF WYOMING	5311	OPERATING/ADMIN/MAINT		0	2,811	2,811	2,719	0	92
2	FTA	FT21063	LARAMIE EPPSON CENTER FOR SENIORS, INC.	5339	PURCHASE ONE LIGHT-DUTY BUS		0	66	66	53	0	13
2	FTA	FT21064	LARAMIE EPPSON CENTER FOR SENIORS, INC.	5339	PURCHASE ONE MINI-VAN		0	43	43	34	0	9
2	FTA	FT21081	LARAMIE UNIVERSITY OF WYOMING	5339	PURCHASE ONE LIGHT-DUTY VAN		0	55	55	44	0	11
2	FTA	FT21084	LARAMIE UNIVERSITY OF WYOMING	5339	PURCHASE TWO LIGHT-DUTY BUSES		0	572	572	458	0	114
2	FTA	FT21085	LARAMIE UNIVERSITY OF WYOMING	5339	BUS GARAGE PROJECT		0	1,934	1,934	1,547	0	387
2	FTA	FT21086	LARAMIE UNIVERSITY OF WYOMING	5339	CAPITAL/BIKE RACKS		0	25	25	20	0	5
2	FTA	FT21087	LARAMIE UNIVERSITY OF WYOMING	5339	CAPITAL/SHOP EQUIPMENT		0	37	37	30	0	7
FY TOTAL:							\$0	\$5,674	\$5,674	\$5,028	\$0	\$646



Wyoming Department of Transportation
5300 Bishop Blvd
Cheyenne, WY 82009

STATE TRANSPORTATION IMPROVEMENT PROJECTS ENGINEERING & CONSTRUCTION

WYCN002B

Albany County

Aeronautics Projects

Fiscal Year: 2021

Aero Comm Dist	Project		General Location		Character of Work	Cost \$1,000						
						PE FY	PE	CE & CON	TOTAL	FED	ST	OTH
1	AERO	ALA003A	LARAMIE		PLANNING STUDY		0	640	640	600	24	16
1	AERO	ALA005A	LARAMIE		AIRPORT EQUIPMENT		0	580	580	0	522	58
FY TOTAL:							\$0	\$1,220	\$1,220	\$600	\$546	\$74
Grand Total: 2021, Albany County							\$413	\$26,973	\$27,387	\$24,636	\$2,030	\$720

Transportation Projects

Fiscal Year: 2022

Trans Comm Dist	Project		General Location Detail Location	Begin RM	End RM	Length	Character of Work	Cost \$1,000						
								PE FY	PE	CE & CON	TOTAL	FED	ST	OTH
2	NHF	I805179	LARAMIE TO CHEYENNE VEDAUWOO WEST/I-80 STRUCTURE NO. AXW, AXX	324.01	330.24	6.23	PAVEMENT REHABILITATION	2018	215	9,719	9,935	9,215	719	0
2	HSIP	N232069	LARAMIE 3RD STREET-FLINT STREET I-80 BUSINESS	328.02	328.02	0.00	TRAFFIC SYSTEMS	2019	39	765	804	727	76	0
FY TOTAL:						6.23			\$254	\$10,484	\$10,739	\$9,942	\$795	\$0

Aeronautics Projects

Fiscal Year: 2022

Aero Comm Dist	Project		General Location		Character of Work	Cost \$1,000						
						PE FY	PE	CE & CON	TOTAL	FED	ST	OTH
1	AERO	ALA006A	LARAMIE		PAVEMENT MAINTENANCE		0	778	778	0	700	78
1	AERO	ALA009A	LARAMIE		PAVEMENT RECONSTRUCTION		0	213	213	200	8	5
FY TOTAL:							\$0	\$991	\$991	\$200	\$708	\$83
Grand Total: 2022, Albany County							\$254	\$11,475	\$11,730	\$10,142	\$1,503	\$83



Wyoming Department of Transportation
5300 Bishop Blvd
Cheyenne, WY 82009

STATE TRANSPORTATION IMPROVEMENT PROJECTS ENGINEERING & CONSTRUCTION

WYCN002B

Albany County

Transportation Projects

Fiscal Year: 2023

Trans Comm Dist	Project		General Location Detail Location	Begin RM	End RM	Length	Character of Work	Cost \$1,000						
								PE FY	PE	CE & CON	TOTAL	FED	ST	OTH
2	SCP-TC	0109026	BOSLER TO WHEATLAND WY 34	0.00	9.70	9.70	PAVEMENT REHABILITATION	2021	539	5,687	6,226	487	5,739	0
2	STP-BR	B231005	TRANSPORTATION DISTRICT 1 STRUCTURE NO. CJE, DJM	26.76	26.76	0.00	STRUCTURE REPAIR	2020	18	380	398	360	38	0
2	NHF-BR	I805171	LARAMIE CURTIS STREET INTERCHANGE/I-80 STRUCTURE NO. CXZ	310.45	310.45	0.00	BRIDGE REPLACEMENT	2014	500	9,298	9,798	9,089	709	0
2	SCP-TC	P261034	LARAMIE TO WOODS LANDING LAKE HATTIE SECTION/WY 230	2.40	11.50	9.10	PAVEMENT REHABILITATION	2016	90	5,133	5,223	82	5,142	0
FY TOTAL:						18.80			\$1,147	\$20,498	\$21,645	\$10,018	\$11,628	\$0

Aeronautics Projects

Fiscal Year: 2023

Aero Comm Dist	Project		General Location		Character of Work	Cost \$1,000						
						PE FY	PE	CE & CON	TOTAL	FED	ST	OTH
1	AERO	ALA009B	LARAMIE		PAVEMENT RECONSTRUCTION		0	2,347	2,347	2,200	88	59
FY TOTAL:							\$0	\$2,347	\$2,347	\$2,200	\$88	\$59
Grand Total: 2023, Albany County							\$1,147	\$22,845	\$23,992	\$12,218	\$11,716	\$59



Wyoming Department of Transportation
5300 Bishop Blvd
Cheyenne, WY 82009

STATE TRANSPORTATION IMPROVEMENT PROJECTS ENGINEERING & CONSTRUCTION

WYCN002B

Albany County

Transportation Projects

Fiscal Year: 2024

Trans Comm Dist	Project		General Location Detail Location	Begin RM	End RM	Length	Character of Work	Cost \$1,000						
								PE FY	PE	CE & CON	TOTAL	FED	ST	OTH
2	STP	0105014	MCFADDEN TO ROCK RIVER ALBANY COUNTY SECTION/WY 13 STRUCTURE NO. CIV, EUQ	0.00	8.04	8.04	PAVEMENT REHABILITATION	2016	135	5,318	5,453	4,935	519	0
2	STPU-LA	4206001	LARAMIE BILL NYE/BOULDER AVENUE TO 15TH/CORTHELL AVENUE/WHITMAN TO BILL NYE AVENUE	100.78	101.34	0.56	NEW CONSTRUCTION	2017	924	9,806	10,730	4,375	0	6,355
1	ARSCT	4206A01	LARAMIE BILL NYE AVENUE/SANITARY SEWER	101.34	101.34	0.00	UTILITY	2020	92	1,009	1,101	0	0	1,101
2	NHPP	N232070	LARAMIE TO COLORADO LARAMIE SOUTH/US 287	402.36	404.65	2.29	PAVEMENT REHABILITATION	2020	236	3,274	3,510	3,176	334	0
FY TOTAL:				10.89					\$1,387	\$19,407	\$20,794	\$12,486	\$853	\$7,456

Aeronautics Projects

Fiscal Year: 2024

Aero Comm Dist	Project		General Location		Character of Work	Cost \$1,000						
						PE FY	PE	CE & CON	TOTAL	FED	ST	OTH
1	AERO	ALA011A	LARAMIE		BUILDINGS		0	640	640	600	24	16
FY TOTAL:							\$0	\$640	\$640	\$600	\$24	\$16
Grand Total: 2024, Albany County							\$1,387	\$20,047	\$21,434	\$13,086	\$877	\$7,472



Wyoming Department of Transportation
5300 Bishop Blvd
Cheyenne, WY 82009

STATE TRANSPORTATION IMPROVEMENT PROJECTS ENGINEERING & CONSTRUCTION

WYCN002B

Albany County

Transportation Projects

Fiscal Year: 2025

Trans Comm Dist	Project		General Location Detail Location	Begin RM	End RM	Length	Character of Work	Cost \$1,000						
								PE FY	PE	CE & CON	TOTAL	FED	ST	OTH
1	NHPPI	I805184	LARAMIE TO RAWLINS LARAMIE WEST SECTION I-80 EASTBOUND LANE	299.50	309.90	10.40	PAVEMENT REHABILITATION	2022	626	8,705	9,330	8,655	676	0
2	STP	N232067	LARAMIE 3RD STREET/CURTIS STREET-BOSWELL DRIVE/I-80 BUSINESS	327.39	329.32	1.93	PAVEMENT REHABILITATION	2014	185	6,063	6,248	5,654	594	0
2	ARSCT	N232A01	LARAMIE LARAMIE STREETS/3RD STREET I-80 BUSINESS	327.37	400.80	73.43	SAFETY IMPROVEMENTS	2019	10	112	121	0	0	122
FY TOTAL:						85.76			\$821	\$14,880	\$15,699	\$14,309	\$1,270	\$122

Aeronautics Projects

Fiscal Year: 2025

Aero Comm Dist	Project		General Location		Character of Work	Cost \$1,000						
						PE FY	PE	CE & CON	TOTAL	FED	ST	OTH
1	AERO	ALA012A	LARAMIE		AIRPORT EQUIPMENT		0	747	747	700	28	19
FY TOTAL:							\$0	\$747	\$747	\$700	\$28	\$19
Grand Total: 2025, Albany County							\$821	\$15,627	\$16,446	\$15,009	\$1,298	\$141



Wyoming Department of Transportation
5300 Bishop Blvd
Cheyenne, WY 82009

STATE TRANSPORTATION IMPROVEMENT PROJECTS ENGINEERING & CONSTRUCTION

WYCN002B

Albany County

Transportation Projects

Fiscal Year: 2026

Trans Comm Dist	Project		General Location Detail Location	Begin RM	End RM	Length	Character of Work	Cost \$1,000						
								PE FY	PE	CE & CON	TOTAL	FED	ST	OTH
2	STP	0103092	LARAMIE TO CENTENNIAL LARAMIE WEST/WY 130	16.94	27.42	10.48	PAVEMENT REHABILITATION	2022	374	5,463	5,838	5,283	555	0
1	NHPPI	I805185	LARAMIE TO RAWLINS LARAMIE WEST SECTION I-80 WESTBOUND LANE	299.50	309.90	10.40	PAVEMENT REHABILITATION	2023	626	9,140	9,766	9,059	707	0
2	STP	P232068	LARAMIE TO BOSLER LARAMIE NORTH/US 30	317.99	325.20	7.21	PAVEMENT REHABILITATION	2020	44	5,484	5,528	5,002	526	0
FY TOTAL:						28.09			\$1,044	\$20,087	\$21,132	\$19,344	\$1,788	\$0
Grand Total: 2026, Albany County									\$1,044	\$20,087	\$21,132	\$19,344	\$1,788	\$0



Wyoming Department of Transportation
5300 Bishop Blvd
Cheyenne, WY 82009

STATE TRANSPORTATION IMPROVEMENT PROJECTS COUNTY TOTAL

WYCN00102SUM

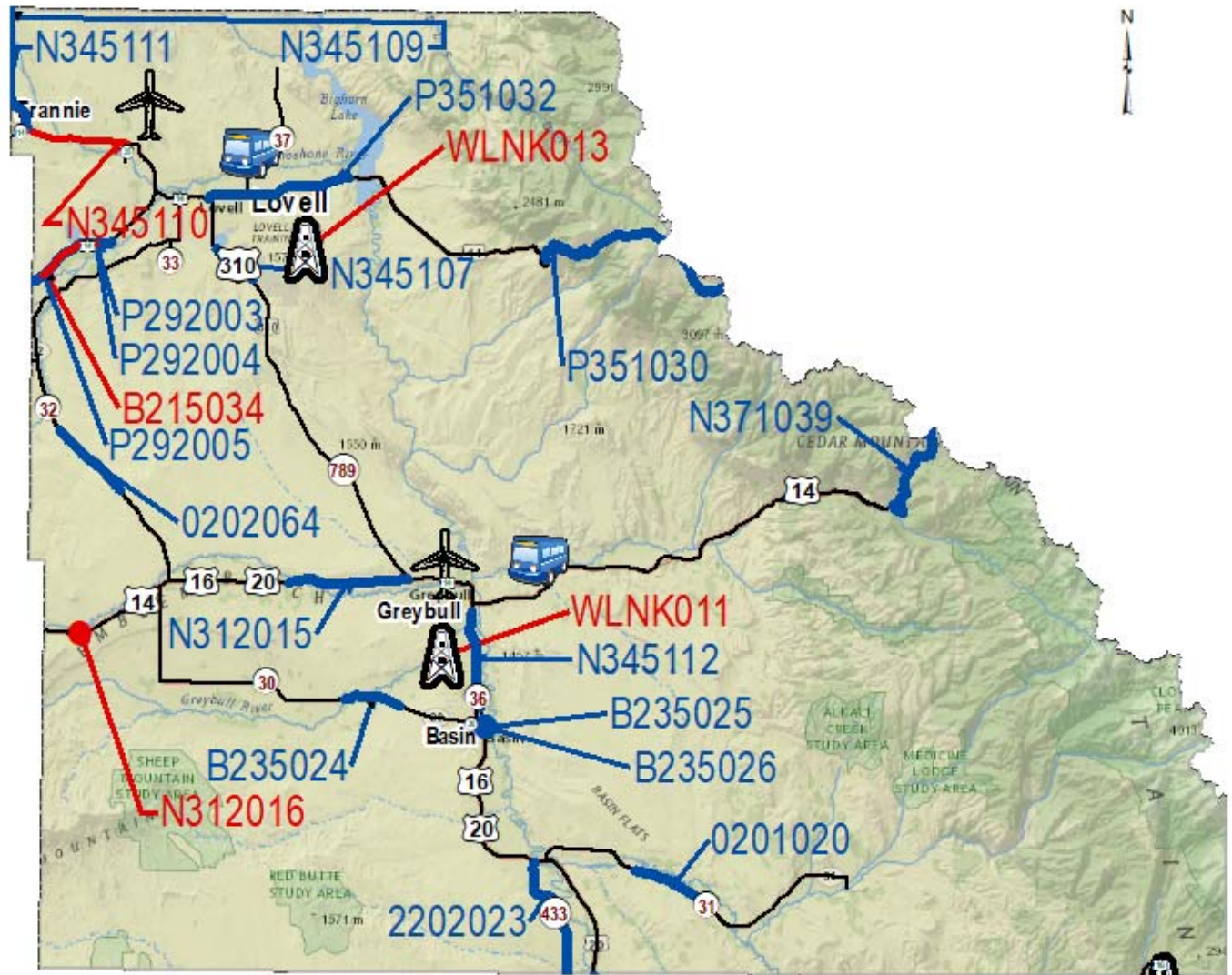
County		Transportation Projects	Capital Improvement Projects	Communications Projects	Transit Projects	Aeronautics Projects	Total
Albany	2021	\$20,493,000	\$0	\$0	\$5,674,000	\$1,220,000	\$27,387,000
	2022	\$10,739,000	\$0	\$0	\$0	\$991,000	\$11,730,000
	2023	\$21,645,000	\$0	\$0	\$0	\$2,347,000	\$23,992,000
	2024	\$20,794,000	\$0	\$0	\$0	\$640,000	\$21,434,000
	2025	\$15,699,000	\$0	\$0	\$0	\$747,000	\$16,446,000
	2026	\$21,132,000	\$0	\$0	\$0	\$0	\$21,132,000
	Total	\$110,502,000	\$0	\$0	\$5,674,000	\$5,945,000	\$122,121,000

BIGHORN COUNTY

Key to FY 2021 STIP



MAP KEY





Wyoming Department of Transportation
5300 Bishop Blvd
Cheyenne, WY 82009

STATE TRANSPORTATION IMPROVEMENT PROJECTS ENGINEERING & CONSTRUCTION

WYCN002B

Big Horn County

Transportation Projects

Fiscal Year: 2021

Trans Comm Dist	Project		General Location Detail Location	Begin RM	End RM	Length	Character of Work	Cost \$1,000						
								PE FY	PE	CE & CON	TOTAL	FED	ST	OTH
5	STP-RF	B215034	TRANSPORTATION DISTRICT 5 VARIOUS LOCATIONS	34.38	38.43	4.05	FENCING	2019	15	582	596	540	57	0
5	STP	N312016	CODY TO GREYBULL PIT INVESTIGATION	80.00	80.00	0.00	STUDIES	2018	30	0	30	27	3	0
5	NHPP	N345110	COWLEY TO DEAVER WEST COWLEY/US 310/WY 789	243.23	249.42	6.19	PAVEMENT REHABILITATION	2018	100	2,821	2,921	2,643	278	0
FY TOTAL:							10.24		\$145	\$3,403	\$3,547	\$3,210	\$338	\$0

Communications Projects

Fiscal Year: 2021

Trans Comm Dist	Project		General Location Detail Location	Begin RM	End RM	Length	Character of Work	Cost \$1,000						
								PE FY	PE	CE & CON	TOTAL	FED	ST	OTH
5	STP	WLNK011	GREYBULL EDGE BLUFF/SOUTHWEST OF THE CITY OF GREYBULL	0.00	0.00	0.00	SAFETY IMPROVEMENTS		0	139	139	125	13	0
5	STP	WLNK013	BIG HORN COUNTY LITTLE SHEEP/NORTHERN REGION OF BIG HORN COUNTY ALONG US 14A	0.00	0.00	0.00	SAFETY IMPROVEMENTS		0	432	432	391	41	0
FY TOTAL:							0.00		\$0	\$571	\$571	\$516	\$54	\$0



Wyoming Department of Transportation
5300 Bishop Blvd
Cheyenne, WY 82009

STATE TRANSPORTATION IMPROVEMENT PROJECTS ENGINEERING & CONSTRUCTION

WYCN002B

Big Horn County

Transit Projects

Fiscal Year: 2021

Trans Comm Dist	Project		General Location Eligible Provider	Funding Source	Character of Work	Cost \$1,000						
						PE FY	PE	CE & CON	TOTAL	FED	ST	OTH
5	FTA	FT21003	LOVELL NORTH BIG HORN SENIOR CENTER, INC.	5311	OPERATING/ADMIN/MAINT		0	88	88	83	0	5
5	FTA	FT21004	GREYBULL SOUTH BIG HORN SENIOR CENTER, INC.	5311	OPERATING/ADMIN/MAINT		0	109	109	105	0	3
5	FTA	FT21068	LOVELL NORTH BIG HORN SENIOR CENTER, INC.	5339	CAPITAL/COMM EQUIPMENT		0	4	4	3	0	1
FY TOTAL:							\$0	\$201	\$201	\$191	\$0	\$9

Aeronautics Projects

Fiscal Year: 2021

Aero Comm Dist	Project		General Location		Character of Work	Cost \$1,000						
						PE FY	PE	CE & CON	TOTAL	FED	ST	OTH
4	AERO	AGE002A	GREYBULL		PAVEMENT RECONSTRUCTION		0	583	583	525	35	23
FY TOTAL:							\$0	\$583	\$583	\$525	\$35	\$23
Grand Total: 2021, Big Horn County							\$145	\$4,758	\$4,902	\$4,442	\$427	\$32



Wyoming Department of Transportation
5300 Bishop Blvd
Cheyenne, WY 82009

STATE TRANSPORTATION IMPROVEMENT PROJECTS ENGINEERING & CONSTRUCTION

WYCN002B

Big Horn County

Transportation Projects

Fiscal Year: 2022

Trans Comm Dist	Project		General Location Detail Location	Begin RM	End RM	Length	Character of Work	Cost \$1,000						
								PE FY	PE	CE & CON	TOTAL	FED	ST	OTH
5	NHPP	N312015	EMBLEM TO GREYBULL DRY CREEK/US 14/16/20	93.45	100.73	7.28	PAVEMENT REHABILITATION	2020	100	2,533	2,633	2,383	250	0
5	STP	P292003	BYRON EAST MAIN STREET/US 14A	38.00	39.40	1.40	PAVEMENT REHABILITATION	2015	200	2,170	2,370	2,145	225	0
5	STP-E	P292004	BYRON NORTH CLOUD PEAK STREET/US 14A	38.00	39.40	1.40	COMMUNITY DEVELOPMENT	2020	37	325	362	328	0	34
5	SCP-TC	P351030	LOVELL TO BURGESS JUNCTION MEDICINE WHEEL/US 14A	70.72	80.45	9.73	PAVEMENT REHABILITATION	2020	200	4,020	4,219	181	4,039	0
FY TOTAL:						19.81			\$537	\$9,048	\$9,584	\$5,037	\$4,514	\$34
Grand Total: 2022, Big Horn County									\$537	\$9,048	\$9,584	\$5,037	\$4,514	\$34



Wyoming Department of Transportation
5300 Bishop Blvd
Cheyenne, WY 82009

STATE TRANSPORTATION IMPROVEMENT PROJECTS ENGINEERING & CONSTRUCTION

WYCN002B

Big Horn County

Transportation Projects

Fiscal Year: 2023

Trans Comm Dist	Project		General Location Detail Location	Begin RM	End RM	Length	Character of Work	Cost \$1,000						
								PE FY	PE	CE & CON	TOTAL	FED	ST	OTH
M	CM-GM	B235024	TRANSPORTATION DISTRICT 5 VARIOUS LOCATIONS/WY 30	104.90	108.60	3.70	GENERAL MAINTENANCE	2021	50	1,000	1,050	950	100	0
M	HSIP-GM	B235025	TRANSPORTATION DISTRICT 5 VARIOUS LOCATIONS/TEN SLEEP CANYON/US 16	196.42	196.42	0.00	GUARDRAIL	2021	25	500	525	475	50	0
7	HSIP	B235026	TRANSPORTATION DISTRICT 5 VARIOUS LOCATIONS/ROAD CLOSURE GATES	196.42	196.42	0.00	SAFETY IMPROVEMENTS	2020	50	500	550	498	52	0
5	HSIP	N345107	GREYBULL TO LOVELL US 310/WY 789	230.00	232.92	2.92	GRADING	2018	100	2,458	2,557	2,314	243	0
5	NHPP	N345109	DEAVER TO MONTANA MONTANA STATE LINE/FRANNIE US 310/WY 789	249.42	257.03	7.61	PAVEMENT REHABILITATION	2020	100	4,077	4,177	3,780	397	0
5	STP	P292005	GARLAND TO BYRON SIDON CANAL/US 14A	34.28	38.28	4.00	PAVEMENT REHABILITATION	2020	100	2,548	2,648	2,396	252	0
FY TOTAL:						18.23			\$425	\$11,083	\$11,507	\$10,413	\$1,094	\$0



Wyoming Department of Transportation
5300 Bishop Blvd
Cheyenne, WY 82009

STATE TRANSPORTATION IMPROVEMENT PROJECTS ENGINEERING & CONSTRUCTION

WYCN002B

Big Horn County

Aeronautics Projects

Fiscal Year: 2023

Aero Comm Dist	Project		General Location		Character of Work	Cost \$1,000						
						PE FY	PE	CE & CON	TOTAL	FED	ST	OTH
4	AERO	AGE004A	GREYBULL		PAVEMENT MAINTENANCE		0	492	492	0	443	49
4	AERO	AGE006A	GREYBULL		PLANNING STUDY		0	333	333	300	20	13
4	AERO	AU6003A	COWLEY		PAVEMENT MAINTENANCE		0	181	181	0	163	18
FY TOTAL:							\$0	\$1,006	\$1,006	\$300	\$626	\$80
Grand Total: 2023, Big Horn County							\$425	\$12,089	\$12,513	\$10,713	\$1,720	\$80

Transportation Projects

Fiscal Year: 2024

Trans Comm Dist	Project		General Location Detail Location	Begin RM	End RM	Length	Character of Work	Cost \$1,000						
								PE FY	PE	CE & CON	TOTAL	FED	ST	OTH
5	STP	2202023	WORLAND TO MANDERSON WEST RIVER/WY 433	10.92	18.81	7.89	PAVEMENT RESURFACE	2021	119	3,396	3,515	3,180	334	0
5	HSIP	N345111	DEAVER TO MONTANA US 310	249.35	257.03	7.68	SAFETY IMPROVEMENTS	2020	100	1,000	1,100	995	105	0
5	NHPP	N345112	BASIN TO GREYBULL US 16/20	197.70	202.62	4.92	PAVEMENT REHABILITATION	2020	340	4,503	4,842	4,382	461	0
5	STP	P351032	LOVELL TO BURGESS JUNCTION LOVELL EAST/US 14A	46.71	55.42	8.71	PAVEMENT RESURFACE	2021	218	5,454	5,672	5,133	539	0
FY TOTAL:						29.20			\$777	\$14,353	\$15,129	\$13,690	\$1,439	\$0



Wyoming Department of Transportation
5300 Bishop Blvd
Cheyenne, WY 82009

STATE TRANSPORTATION IMPROVEMENT PROJECTS ENGINEERING & CONSTRUCTION

WYCN002B

Big Horn County

Aeronautics Projects

Fiscal Year: 2024

Aero Comm Dist	Project		General Location		Character of Work	Cost \$1,000						
						PE FY	PE	CE & CON	TOTAL	FED	ST	OTH
4	AERO	AU6007A	COWLEY		PLANNING STUDY		0	222	222	200	13	9
4	AERO	AU6009A	COWLEY		AIRPORT EQUIPMENT		0	100	100	0	80	20
FY TOTAL:							\$0	\$322	\$322	\$200	\$93	\$29
Grand Total: 2024, Big Horn County							\$777	\$14,675	\$15,451	\$13,890	\$1,532	\$29

Transportation Projects

Fiscal Year: 2025

Trans Comm Dist	Project		General Location Detail Location	Begin RM	End RM	Length	Character of Work	Cost \$1,000						
								PE FY	PE	CE & CON	TOTAL	FED	ST	OTH
5	STP	0202064	WILLWOOD TO EMBLEM COON CREEK SECTION/WY 32	116.96	122.16	5.20	PAVEMENT RESURFACE	2022	99	2,598	2,697	2,440	256	0
5	NHPP	N371039	SHELL TO BURGESS JUNCTION RANGER CREEK/US 14	30.30	37.98	7.68	PAVEMENT REHABILITATION	2023	217	5,694	5,911	5,348	562	0
FY TOTAL:						12.88			\$316	\$8,292	\$8,608	\$7,788	\$818	\$0
Grand Total: 2025, Big Horn County									\$316	\$8,292	\$8,608	\$7,788	\$818	\$0



Wyoming Department of Transportation
5300 Bishop Blvd
Cheyenne, WY 82009

STATE TRANSPORTATION IMPROVEMENT PROJECTS ENGINEERING & CONSTRUCTION

WYCN002B

Big Horn County

Transportation Projects

Fiscal Year: 2026

Trans Comm Dist	Project		General Location Detail Location	Begin RM	End RM	Length	Character of Work	Cost \$1,000						
								PE FY	PE	CE & CON	TOTAL	FED	ST	OTH
5	STP	0201020	MANDERSON TO HYATTVILLE RIVER SOUTH SECTION/WY 31	6.50	11.50	5.00	PAVEMENT REHABILITATION	2020	110	3,212	3,322	3,006	316	0
FY TOTAL:						5.00			\$110	\$3,212	\$3,322	\$3,006	\$316	\$0
Grand Total: 2026, Big Horn County									\$110	\$3,212	\$3,322	\$3,006	\$316	\$0



Wyoming Department of Transportation
5300 Bishop Blvd
Cheyenne, WY 82009

STATE TRANSPORTATION IMPROVEMENT PROJECTS COUNTY TOTAL

WYCN00102SUM

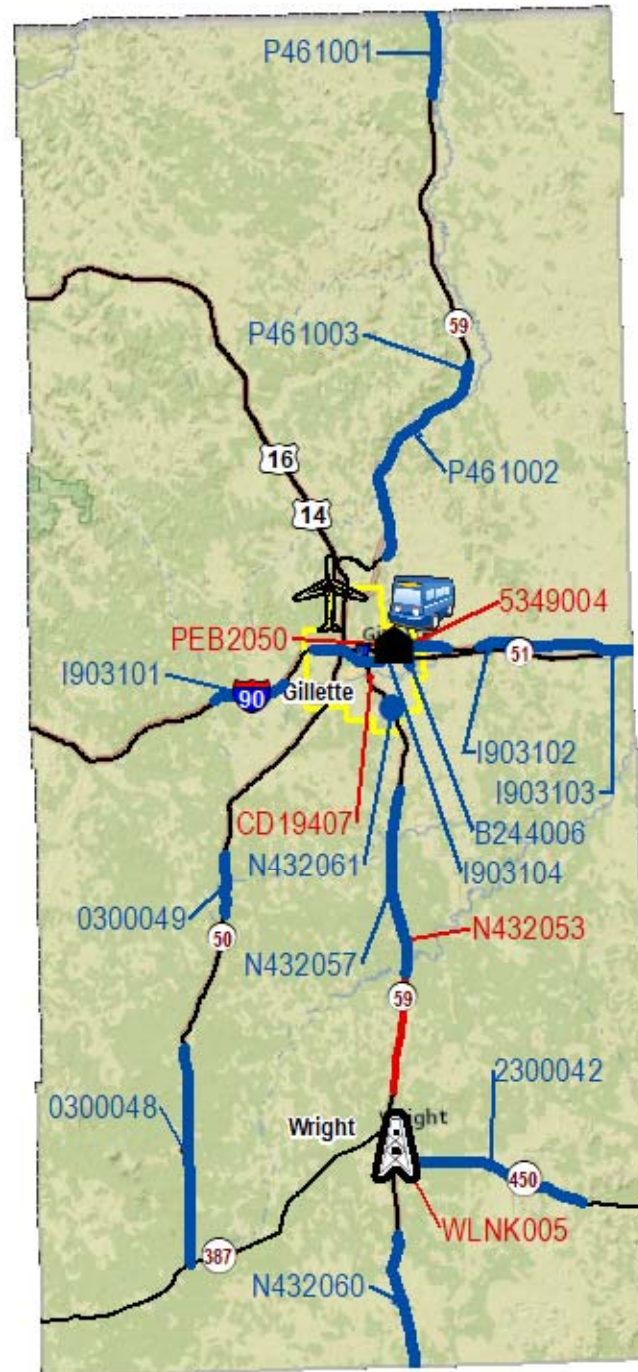
County		Transportation Projects	Capital Improvement Projects	Communications Projects	Transit Projects	Aeronautics Projects	Total
Big Horn	2021	\$3,547,000	\$0	\$571,000	\$201,000	\$583,000	\$4,902,000
	2022	\$9,584,000	\$0	\$0	\$0	\$0	\$9,584,000
	2023	\$11,507,000	\$0	\$0	\$0	\$1,006,000	\$12,513,000
	2024	\$15,129,000	\$0	\$0	\$0	\$322,000	\$15,451,000
	2025	\$8,608,000	\$0	\$0	\$0	\$0	\$8,608,000
	2026	\$3,322,000	\$0	\$0	\$0	\$0	\$3,322,000
	Total	\$51,697,000	\$0	\$571,000	\$201,000	\$1,911,000	\$54,380,000

CAMPBELL COUNTY

Key to FY 2021 STIP

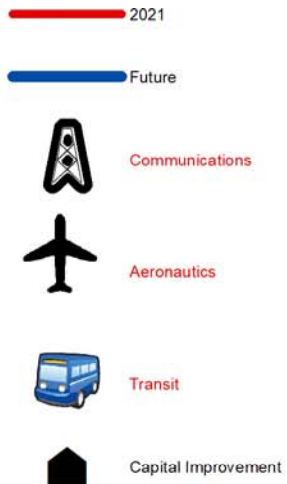


MAP KEY

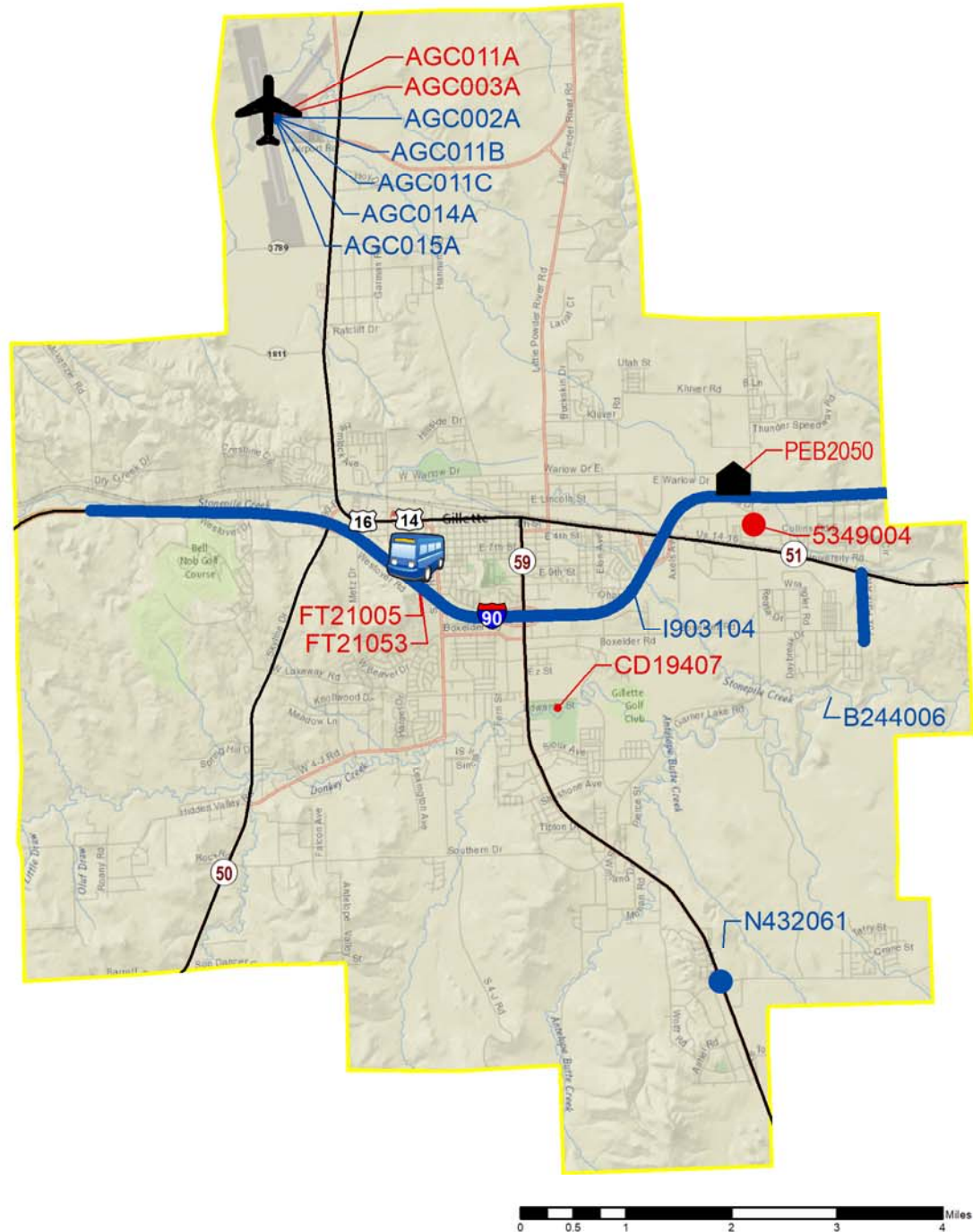


GILLETTE INSET

Key to FY 2021 STIP



MAP KEY





Wyoming Department of Transportation
5300 Bishop Blvd
Cheyenne, WY 82009

STATE TRANSPORTATION IMPROVEMENT PROJECTS ENGINEERING & CONSTRUCTION

WYCN002B

Campbell County

Transportation Projects

Fiscal Year: 2021

Trans Comm Dist	Project		General Location Detail Location	Begin RM	End RM	Length	Character of Work	Cost \$1,000						
								PE FY	PE	CE & CON	TOTAL	FED	ST	OTH
4	RHC	5349004	GILLETTE GARNER LAKE RD/BNSF/DOT NO. 064970H	3.87	3.87	0.00	RAILROAD		0	250	250	125	0	125
4	CD	CD19407	GILLETTE COLLEGE TO DALBEY PARK LPA-CITY OF GILLETTE	0.00	0.00	0.00	COMMUNITY DEVELOPMENT		0	430	430	344	0	86
4	SCP-TC	N432053	RENO JUNCTION TO GILLETTE GILLETTE SOUTH/WY 59 RIGHT OF WAY ESTIMATE 114K DOLLARS	77.97	101.38	23.41	ADDITIONAL LANES	2013	1,200	4,462	5,663	1,086	4,577	0
FY TOTAL:							23.41		\$1,200	\$5,142	\$6,343	\$1,555	\$4,577	\$211

Capital Improvement Projects

Fiscal Year: 2021

Trans Comm Dist	Project		General Location Detail Location	Begin RM	End RM		Character of Work	Cost \$1,000						
								PE FY	PE	CE & CON	TOTAL	FED	ST	OTH
4	PEB	PEB2050	GILLETTE SITE 6948	0.00	0.00		FENCING		0	50	50	0	50	0
FY TOTAL:									\$0	\$50	\$50	\$0	\$50	\$0



Wyoming Department of Transportation
5300 Bishop Blvd
Cheyenne, WY 82009

STATE TRANSPORTATION IMPROVEMENT PROJECTS ENGINEERING & CONSTRUCTION

WYCN002B

Campbell County

Communications Projects

Fiscal Year: 2021

Trans Comm Dist	Project		General Location Detail Location	Begin RM	End RM	Length	Character of Work	Cost \$1,000						
								PE FY	PE	CE & CON	TOTAL	FED	ST	OTH
4	STP	WLNK005	WRIGHT EAST OF WRIGHT ALONG WY 59	0.00	0.00	0.00	SAFETY IMPROVEMENTS		0	101	101	92	10	0
FY TOTAL:						0.00		\$0	\$101	\$101		\$92	\$10	\$0

Transit Projects

Fiscal Year: 2021

Trans Comm Dist	Project		General Location Eligible Provider	Funding Source	Character of Work	Cost \$1,000						
						PE FY	PE	CE & CON	TOTAL	FED	ST	OTH
4	FTA	FT21005	GILLETTE CAMPBELL COUNTY SENIOR CITIZENS ASSOCIATION, INC.	5311	OPERATING/ADMIN/MAINT		0	351	351	342	0	9
4	FTA	FT21053	GILLETTE CAMPBELL COUNTY SENIOR CITIZENS ASSOCIATION, INC.	5339	PURCHASE ONE MINI-VAN		0	45	45	36	0	9
FY TOTAL:							\$0	\$396	\$396	\$378	\$0	\$18

Aeronautics Projects

Fiscal Year: 2021

Aero Comm Dist	Project		General Location		Character of Work	Cost \$1,000						
						PE FY	PE	CE & CON	TOTAL	FED	ST	OTH
5	AERO	AGC003A	GILLETTE		BUILDINGS		0	2,133	2,133	2,000	80	53
5	AERO	AGC011A	GILLETTE		PAVEMENT REHABILITATION		0	52	52	0	42	10
FY TOTAL:							\$0	\$2,185	\$2,185	\$2,000	\$122	\$63
Grand Total: 2021, Campbell County							\$1,200	\$7,874	\$9,075	\$4,025	\$4,759	\$292



Wyoming Department of Transportation
5300 Bishop Blvd
Cheyenne, WY 82009

STATE TRANSPORTATION IMPROVEMENT PROJECTS ENGINEERING & CONSTRUCTION

WYCN002B

Campbell County

Transportation Projects

Fiscal Year: 2022

Trans Comm Dist	Project		General Location Detail Location	Begin RM	End RM	Length	Character of Work	Cost \$1,000						
								PE FY	PE	CE & CON	TOTAL	FED	ST	OTH
4	NHPPI	I903102	GILLETTE TO MOORCROFT ROZET SECTION EAST AND WEST I-90 WESTBOUND AND EASTBOUND LANES/STRUCTURE NO. BHH, BHJ, BHL, BHP, BHR, BHT	135.43	145.20	9.77	PAVEMENT REHABILITATION	2019	816	8,037	8,853	8,212	641	0
FY TOTAL:									\$816	\$8,037	\$8,853	\$8,212	\$641	\$0

Aeronautics Projects

Fiscal Year: 2022

Aero Comm Dist	Project		General Location		Character of Work	Cost \$1,000						
						PE FY	PE	CE & CON	TOTAL	FED	ST	OTH
5	AERO	AGC002A	GILLETTE		AIRPORT EQUIPMENT		0	194	194	0	175	19
5	AERO	AGC014A	GILLETTE		PAVEMENT REHABILITATION		0	1,067	1,067	1,000	40	27
FY TOTAL:							\$0	\$1,261	\$1,261	\$1,000	\$215	\$46
Grand Total: 2022, Campbell County							\$816	\$9,298	\$10,114	\$9,212	\$856	\$46



Wyoming Department of Transportation
5300 Bishop Blvd
Cheyenne, WY 82009

STATE TRANSPORTATION IMPROVEMENT PROJECTS ENGINEERING & CONSTRUCTION

WYCN002B

Campbell County

Transportation Projects

Fiscal Year: 2023

Trans Comm Dist	Project		General Location Detail Location	Begin RM	End RM	Length	Character of Work	Cost \$1,000						
								PE FY	PE	CE & CON	TOTAL	FED	ST	OTH
4	STP	0300048	GILLETTE TO PINE TREE JUNCTION WY 50	36.00	52.67	16.67	ADDITIONAL LANES	2018	264	10,439	10,703	9,685	1,018	0
4	NHPPI	I903101	BUFFALO TO GILLETTE WILDHORSE CREEK SECTION/I-90	112.50	118.30	5.80	PAVEMENT REHABILITATION	2021	233	6,477	6,710	6,224	486	0
FY TOTAL:						22.47			\$497	\$16,916	\$17,413	\$15,909	\$1,504	\$0
Grand Total: 2023, Campbell County									\$497	\$16,916	\$17,413	\$15,909	\$1,504	\$0



Wyoming Department of Transportation
5300 Bishop Blvd
Cheyenne, WY 82009

STATE TRANSPORTATION IMPROVEMENT PROJECTS ENGINEERING & CONSTRUCTION

WYCN002B

Campbell County

Transportation Projects

Fiscal Year: 2024

Trans Comm Dist	Project		General Location Detail Location	Begin RM	End RM	Length	Character of Work	Cost \$1,000						
								PE FY	PE	CE & CON	TOTAL	FED	ST	OTH
4	STPU-GI	B244006	GILLETTE FOX PARK AVENUE & SINCLAIR STREET	98.62	99.27	0.65	RECONSTRUCTION	2019	22	0	22	20	0	2
4	STP	P461001	GILLETTE TO MONTANA OLMSTEAD SECTION/WY 59 STRUCTURE NO. CHL	163.50	170.11	6.61	PAVEMENT REHABILITATION	2020	223	2,954	3,177	2,875	302	0
FY TOTAL:				7.26					\$245	\$2,954	\$3,199	\$2,895	\$302	\$2

Aeronautics Projects

Fiscal Year: 2024

Aero Comm Dist	Project		General Location		Character of Work	Cost \$1,000						
						PE FY	PE	CE & CON	TOTAL	FED	ST	OTH
5	AERO	AGC011B	GILLETTE		PAVEMENT REHABILITATION		0	1,067	1,067	1,000	40	27
5	AERO	AGC015A	GILLETTE		PAVEMENT MAINTENANCE		0	160	160	0	144	16
FY TOTAL:							\$0	\$1,227	\$1,227	\$1,000	\$184	\$43
Grand Total: 2024, Campbell County							\$245	\$4,181	\$4,426	\$3,895	\$486	\$45



Wyoming Department of Transportation
5300 Bishop Blvd
Cheyenne, WY 82009

STATE TRANSPORTATION IMPROVEMENT PROJECTS ENGINEERING & CONSTRUCTION

WYCN002B

Campbell County

Transportation Projects

Fiscal Year: 2025

Trans Comm Dist	Project		General Location Detail Location	Begin RM	End RM	Length	Character of Work	Cost \$1,000						
								PE FY	PE	CE & CON	TOTAL	FED	ST	OTH
4	NHPP	N432060	WRIGHT TO BILL SPRING CREEK-PORCUPINE CREEK WY 59	56.51	67.09	10.58	PAVEMENT REHABILITATION	2022	337	8,851	9,188	8,314	874	0
FY TOTAL:									\$337	\$8,851	\$9,188	\$8,314	\$874	\$0

Aeronautics Projects

Fiscal Year: 2025

Aero Comm Dist	Project		General Location		Character of Work	Cost \$1,000						
						PE FY	PE	CE & CON	TOTAL	FED	ST	OTH
5	AERO	AGC011C	GILLETTE		PAVEMENT REHABILITATION		0	11,200	11,200	10,500	420	280
FY TOTAL:							\$0	\$11,200	\$11,200	\$10,500	\$420	\$280
Grand Total: 2025, Campbell County							\$337	\$20,051	\$20,388	\$18,814	\$1,294	\$280



Wyoming Department of Transportation
5300 Bishop Blvd
Cheyenne, WY 82009

STATE TRANSPORTATION IMPROVEMENT PROJECTS ENGINEERING & CONSTRUCTION

WYCN002B

Campbell County

Transportation Projects

Fiscal Year: 2026

Trans Comm Dist	Project		General Location Detail Location	Begin RM	End RM	Length	Character of Work	Cost \$1,000						
								PE FY	PE	CE & CON	TOTAL	FED	ST	OTH
4	STP	0300049	GILLETTE TO SAVAGETON HOE SPRINGGS SECTION/WY 50	20.38	25.19	4.81	PAVEMENT REHABILITATION	2023	163	2,373	2,536	2,295	241	0
4	STP	2300042	RENO JUNCTION TO WRIGHT WY 450	51.04	66.20	15.16	PAVEMENT REHABILITATION	2020	205	7,446	7,651	6,924	728	0
4	NHPPI	I903103	GILLETTE TO MOORCROFT MOORCROFT WEST/I-90	145.20	152.20	7.00	PAVEMENT REHABILITATION	2023	1,035	15,110	16,145	14,976	1,169	0
4	NHPPI	I903104	TRANSPORTATION DISTRICT 4	122.00	133.00	11.00	SAFETY IMPROVEMENTS	2024	63	693	756	701	55	0
4	NHPP	N432061	GILLETTE UNION CHAPEL SOUTHERN DRIVE 4TH STREET AND WARLOW/WY 59/US 14/16	107.97	107.97	0.00	MODIFY INTERSECTION	2020	90	2,628	2,718	2,460	258	0
4	STP	P461002	GILLETTE TO MONTANA CORRAL CREEK/WY 59	123.77	135.90	12.13	PAVEMENT REHABILITATION	2020	230	6,716	6,947	6,286	661	0



Wyoming Department of Transportation
5300 Bishop Blvd
Cheyenne, WY 82009

STATE TRANSPORTATION IMPROVEMENT PROJECTS ENGINEERING & CONSTRUCTION

WYCN002B

Campbell County

Transportation Projects

Fiscal Year: 2026

Trans Comm Dist	Project		General Location Detail Location	Begin RM	End RM	Length	Character of Work	Cost \$1,000							
								PE FY	PE	CE & CON	TOTAL	FED	ST	OTH	
4	STP	P461003	GILLETTE TO MONTANA LITTLE POWDER RIVER/WY 59	135.90	142.07	6.17	PAVEMENT REHABILITATION	2020	115	3,358	3,473	3,143	330	0	
FY TOTAL:								56.27		\$1,901	\$38,324	\$40,226	\$36,785	\$3,442	\$0
Grand Total: 2026, Campbell County										\$1,901	\$38,324	\$40,226	\$36,785	\$3,442	\$0

Transportation Projects

Fiscal Year: Future Year

Trans Comm Dist	Project		General Location Detail Location	Begin RM	End RM	Length	Character of Work	Cost \$1,000						
								PE FY	PE	CE & CON	TOTAL	FED	ST	OTH
4	NHPP	N432057	WRIGHT TO GILLETTE WY 59	87.00	101.50	14.50	ADDITIONAL LANES	2016	1,357	22,948	24,305	21,993	2,311	0
FY TOTAL:						14.50			\$1,357	\$22,948	\$24,305	\$21,993	\$2,311	\$0
Grand Total: Future Year, Campbell County									\$1,357	\$22,948	\$24,305	\$21,993	\$2,311	\$0



Wyoming Department of Transportation
5300 Bishop Blvd
Cheyenne, WY 82009

STATE TRANSPORTATION IMPROVEMENT PROJECTS COUNTY TOTAL

WYCN00102SUM

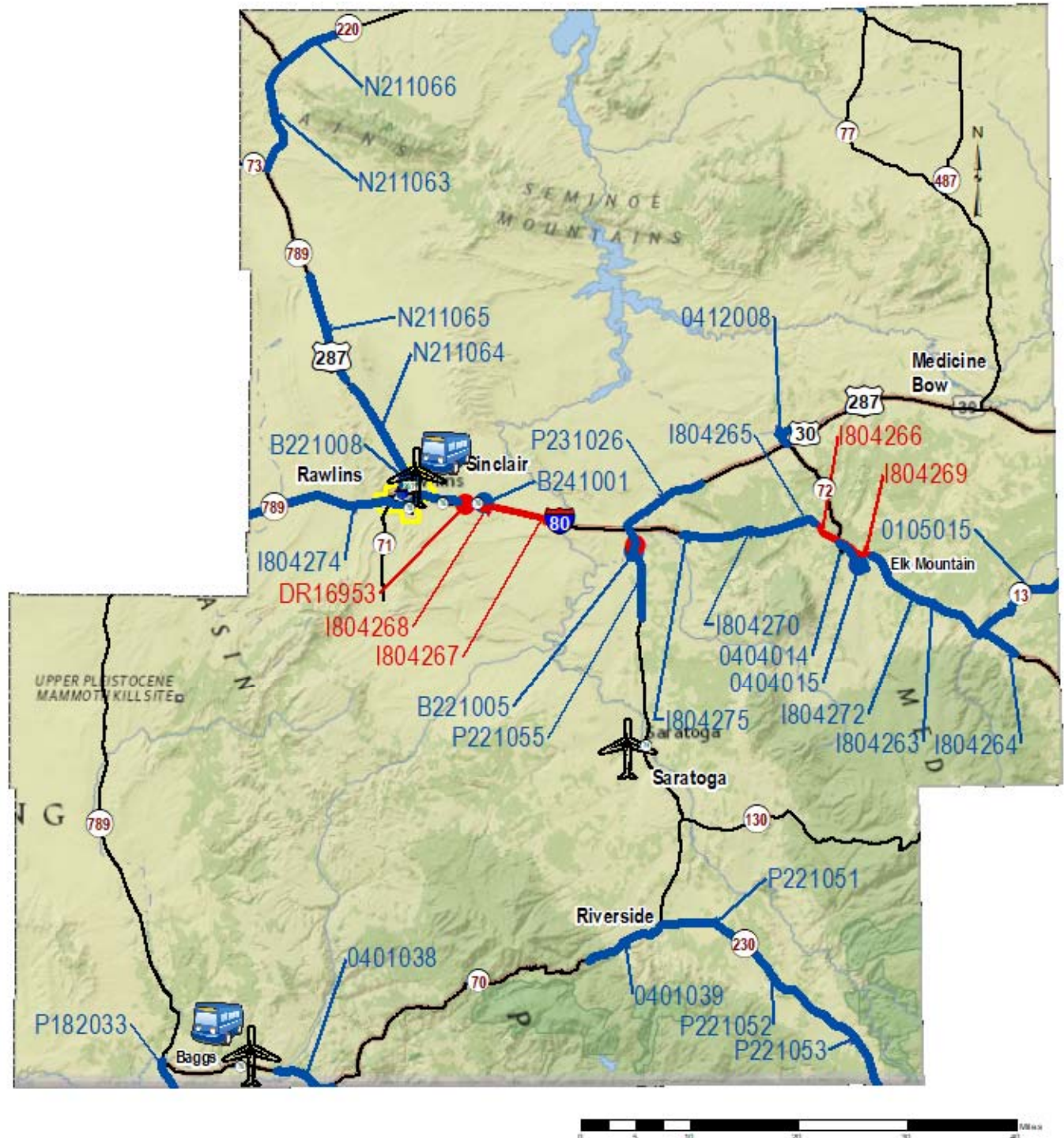
County		Transportation Projects	Capital Improvement Projects	Communications Projects	Transit Projects	Aeronautics Projects	Total
Campbell	2021	\$6,343,000	\$50,000	\$101,000	\$396,000	\$2,185,000	\$9,075,000
	2022	\$8,853,000	\$0	\$0	\$0	\$1,261,000	\$10,114,000
	2023	\$17,413,000	\$0	\$0	\$0	\$0	\$17,413,000
	2024	\$3,199,000	\$0	\$0	\$0	\$1,227,000	\$4,426,000
	2025	\$9,188,000	\$0	\$0	\$0	\$11,200,000	\$20,388,000
	2026	\$40,226,000	\$0	\$0	\$0	\$0	\$40,226,000
	Future Year	\$24,305,000	\$0	\$0	\$0	\$0	\$24,305,000
	Total	\$109,527,000	\$50,000	\$101,000	\$396,000	\$15,873,000	\$125,947,000

CARBON COUNTY

Key to FY 2021 STIP

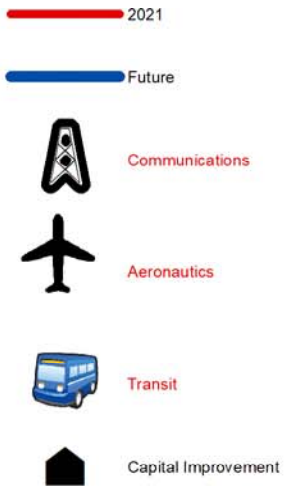


MAP KEY

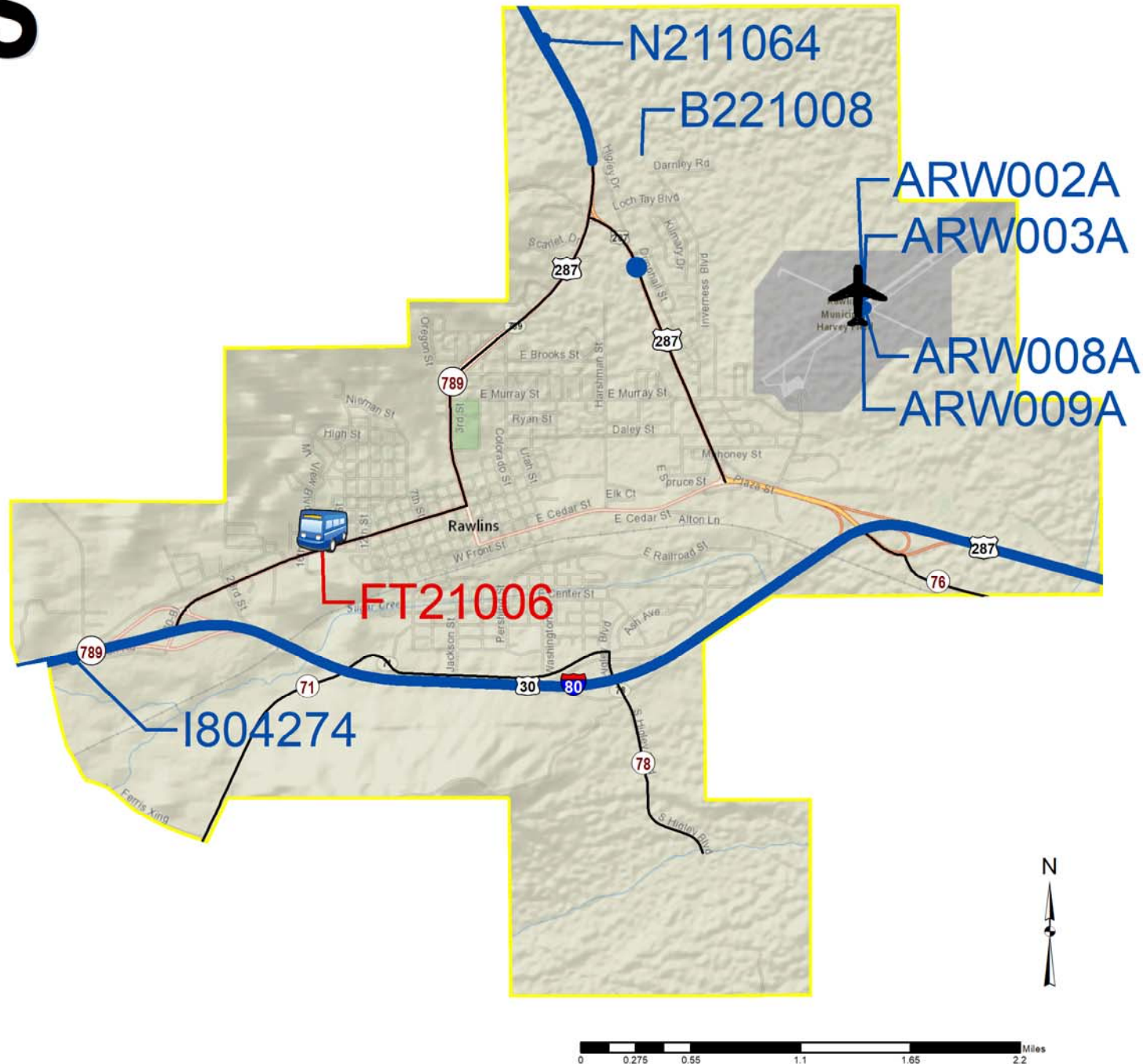


RAWLINS INSET

Key to FY 2021 STIP



MAP KEY





Wyoming Department of Transportation
5300 Bishop Blvd
Cheyenne, WY 82009

STATE TRANSPORTATION IMPROVEMENT PROJECTS ENGINEERING & CONSTRUCTION

WYCN002B

Carbon County

Transportation Projects

Fiscal Year: 2021

Trans Comm Dist	Project		General Location Detail Location	Begin RM	End RM	Length	Character of Work	Cost \$1,000						
								PE FY	PE	CE & CON	TOTAL	FED	ST	OTH
2	DR	DR16953	INTERSTATE 80 STRUCTURE NO. KJC/WESTBOUND LANE	219.76	219.76	0.00	STRUCTURE REPAIR	2020	2	83	85	0	85	0
2	NHPPI	I804266	RAWLINS TO LARAMIE ELK MOUNTAIN SECTION I-80 EASTBOUND LANE	252.65	258.80	6.15	PAVEMENT REHABILITATION	2018	117	4,261	4,377	4,060	317	0
2	NHPPI	I804267	SINCLAIR TO WALCOTT JUNCTION I-80 EASTBOUND LANE STRUCTURE NO. DAB	221.27	227.50	6.23	PAVEMENT REHABILITATION	2018	130	5,142	5,272	4,891	382	0
2	NHPPI	I804268	SINCLAIR TO WALCOTT JUNCTION I-80 WESTBOUND LANE	221.27	227.50	6.23	PAVEMENT REHABILITATION	2018	130	3,719	3,849	3,571	279	0
2	NHPPI	I804269	RAWLINS TO LARAMIE ELK MOUNTAIN SECTION I-80 WESTBOUND LANE	252.65	258.80	6.15	PAVEMENT REHABILITATION	2019	186	3,659	3,845	3,566	278	0
FY TOTAL:						24.76			\$565	\$16,864	\$17,428	\$16,088	\$1,341	\$0



Wyoming Department of Transportation
5300 Bishop Blvd
Cheyenne, WY 82009

STATE TRANSPORTATION IMPROVEMENT PROJECTS ENGINEERING & CONSTRUCTION

WYCN002B

Carbon County

Transit Projects

Fiscal Year: 2021

Trans Comm Dist	Project		General Location Eligible Provider	Funding Source	Character of Work	Cost \$1,000						
						PE FY	PE	CE & CON	TOTAL	FED	ST	OTH
2	FTA	FT21006	RAWLINS CARBON COUNTY SENIOR SERVICES, INC.	5311	OPERATING/ADMIN/MAINT		0	66	66	61	0	5
2	FTA	FT21054	BAGGS ASSISTED CARE FACILITY	STATE	OPERATING/ADMIN/MAINT		0	14	14	0	13	1
FY TOTAL:							\$0	\$80	\$80	\$61	\$13	\$6

Aeronautics Projects

Fiscal Year: 2021

Aero Comm Dist	Project		General Location		Character of Work	Cost \$1,000						
						PE FY	PE	CE & CON	TOTAL	FED	ST	OTH
1	AERO	ASA002B	SARATOGA		PAVEMENT EXPANSION		0	1,833	1,833	1,650	110	73
2	AERO	ASA004A	SARATOGA		PAVEMENT EXPANSION		0	333	333	300	20	13
FY TOTAL:							\$0	\$2,166	\$2,166	\$1,950	\$130	\$86
Grand Total: 2021, Carbon County							\$565	\$19,110	\$19,674	\$18,099	\$1,484	\$92



Wyoming Department of Transportation
5300 Bishop Blvd
Cheyenne, WY 82009

STATE TRANSPORTATION IMPROVEMENT PROJECTS ENGINEERING & CONSTRUCTION

WYCN002B

Carbon County

Transportation Projects

Fiscal Year: 2022

Trans Comm Dist	Project		General Location Detail Location	Begin RM	End RM	Length	Character of Work	Cost \$1,000						
								PE FY	PE	CE & CON	TOTAL	FED	ST	OTH
2	STP	0412008	HANNA ELK MOUNTAIN/WY 72 NORTH	0.00	3.02	3.02	PAVEMENT REHABILITATION	2016	31	1,357	1,388	1,257	132	0
2	STP-BR	B221005	TRANSPORTATION DISTRICT 1 STRUCTURE NO. DIX, DJS, DJT	2.11	2.11	0.00	STRUCTURE REPAIR	2019	31	468	500	452	48	0
2	STPU-RW	B221008	RAWLINS HIGLEY BOULEVARD/MURRAY STREET/AIRPORT ROAD	1.93	1.93	0.00	RECONSTRUCTION	2019	30	0	30	27	0	3
2	NHPPI	I804264	RAWLINS TO LARAMIE ARLINGTON SECTION/I-80 STRUCTURE NO. AVU, AVV, AVN, AVM, AVR, AVQ, AVP, AVO, AVS, AVT, AVW, AVX	267.00	275.60	8.60	PAVEMENT REHABILITATION	2019	311	9,803	10,114	9,381	732	0
2	NHPPI	I804265	RAWLINS TO LARAMIE HALLECK RIDGE WEST I-80 EASTBOUND LANE STRUCTURE NO. AUZ, AVA	245.90	252.65	6.75	PAVEMENT REHABILITATION	2018	120	5,103	5,223	4,845	378	0
2	NHPPI	I804270	RAWLINS TO LARAMIE HALLECK RIDGE WEST I-80 WESTBOUND LANE STRUCTURE NO. AUZ, AVB	245.80	252.65	6.85	PAVEMENT REHABILITATION	2020	170	4,557	4,727	4,385	342	0
2	SCP-TC	P221051	RIVERSIDE TO COLORADO BEAVER CREEK SECTION/WY 230 STRUCTURE NO. DHG, DJK	100.00	110.13	10.13	PAVEMENT REHABILITATION	2019	175	5,622	5,797	158	5,639	0



Wyoming Department of Transportation
5300 Bishop Blvd
Cheyenne, WY 82009

STATE TRANSPORTATION IMPROVEMENT PROJECTS ENGINEERING & CONSTRUCTION

WYCN002B

Carbon County

Transportation Projects

Fiscal Year: 2022

Trans Comm Dist	Project	General Location Detail Location	Begin RM	End RM	Length	Character of Work	Cost \$1,000						
							PE FY	PE	CE & CON	TOTAL	FED	ST	OTH
FY TOTAL:					35.35		\$868	\$26,910	\$27,779	\$20,505	\$7,271	\$3	

Aeronautics Projects

Fiscal Year: 2022

Aero Comm Dist	Project		General Location		Character of Work	Cost \$1,000						
						PE FY	PE	CE & CON	TOTAL	FED	ST	OTH
2	AERO	ADW002A	DIXON		FENCING		0	500	500	450	30	20
2	AERO	ADW003A	DIXON		PAVEMENT MAINTENANCE		0	200	200	0	180	20
2	AERO	ARW002A	RAWLINS		BUILDINGS		0	833	833	750	50	33
2	AERO	ARW003A	RAWLINS		PAVEMENT MAINTENANCE		0	310	310	0	279	31
2	AERO	ASA003A	SARATOGA		PAVEMENT MAINTENANCE		0	332	332	0	299	33
FY TOTAL:							\$0	\$2,175	\$2,175	\$1,200	\$838	\$137
Grand Total: 2022, Carbon County							\$868	\$29,085	\$29,954	\$21,705	\$8,109	\$140



Wyoming Department of Transportation
5300 Bishop Blvd
Cheyenne, WY 82009

STATE TRANSPORTATION IMPROVEMENT PROJECTS ENGINEERING & CONSTRUCTION

WYCN002B

Carbon County

Transportation Projects

Fiscal Year: 2023

Trans Comm Dist	Project		General Location Detail Location	Begin RM	End RM	Length	Character of Work	Cost \$1,000						
								PE FY	PE	CE & CON	TOTAL	FED	ST	OTH
2	CM	0401038	DIXON TO ENCAMPMENT SAVERY/WY 70 EAST SECTION STRUCTURE NO. BLY, JCP	10.98	16.90	5.92	PAVEMENT REHABILITATION	2017	91	2,694	2,785	2,520	265	0
2	SCP-TC	0404014	HANNA TO ELK MOUNTAIN WY 72 SOUTH	12.37	15.98	3.61	PAVEMENT REHABILITATION	2017	30	2,891	2,921	2,643	278	0
2	SCP	0404015	ELK MOUNTAIN ELK MOUNTAIN SHOP	15.20	15.20	0.00	PAVEMENT RESURFACE		1	32	33	0	33	0
2	NHPP-SF	N211064	RAWLINS TO MUDDY GAP NORTH OF RAWLINS/US 287/WY 789	2.24	11.81	9.57	FENCING	2020	193	2,127	2,320	2,100	221	0
2	STP	P182033	COLORADO TO BAGGS LITTLE SNAKE RIVER NORTH/WY 789 STRUCTURE NO. DJF, FSD	50.30	53.20	2.90	PAVEMENT REHABILITATION	2020	111	2,783	2,894	2,619	275	0
FY TOTAL:						22.00			\$426	\$10,527	\$10,953	\$9,882	\$1,072	\$0
Grand Total: 2023, Carbon County									\$426	\$10,527	\$10,953	\$9,882	\$1,072	\$0



Wyoming Department of Transportation
5300 Bishop Blvd
Cheyenne, WY 82009

STATE TRANSPORTATION IMPROVEMENT PROJECTS ENGINEERING & CONSTRUCTION

WYCN002B

Carbon County

Transportation Projects

Fiscal Year: 2024

Trans Comm Dist	Project		General Location Detail Location	Begin RM	End RM	Length	Character of Work	Cost \$1,000						
								PE FY	PE	CE & CON	TOTAL	FED	ST	OTH
2	STP-BR	B241001	TRANSPORTATION DISTRICT 1 STRUCTURE NO. CID, AWX, AWY, FQI, FQJ, AXB, AXC	221.68	221.68	0.00	STRUCTURE REPAIR	2021	44	2,510	2,554	2,311	243	0
2	NHPPI	I804263	RAWLINS TO LARAMIE WAGONHOUND WEST I-80 EASTBOUND LANE	258.90	267.00	8.10	PAVEMENT REHABILITATION	2022	222	7,476	7,699	7,141	557	0
2	NHPPI	I804272	RAWLINS TO LARAMIE WAGONHOUND WEST I-80 WESTBOUND LANE	258.90	267.00	8.10	PAVEMENT REHABILITATION	2022	443	6,457	6,900	6,400	500	0
2	HSIP	I804274	RAWLINS TO CRESTON JUNCTION I-80/VARIABLE SPEED LIMIT SIGNS	199.05	219.00	19.95	SAFETY IMPROVEMENTS	2023	36	826	862	799	62	0
2	STP	P221052	SARATOGA TO COLORADO SKYLINE SECTION/WY 230	110.13	116.90	6.77	PAVEMENT REHABILITATION	2021	149	2,840	2,989	2,705	284	0
FY TOTAL:						42.92			\$894	\$20,109	\$21,004	\$19,356	\$1,646	\$0



Wyoming Department of Transportation
5300 Bishop Blvd
Cheyenne, WY 82009

STATE TRANSPORTATION IMPROVEMENT PROJECTS ENGINEERING & CONSTRUCTION

WYCN002B

Carbon County

Aeronautics Projects

Fiscal Year: 2024

Aero Comm Dist	Project		General Location		Character of Work	Cost \$1,000						
						PE FY	PE	CE & CON	TOTAL	FED	ST	OTH
2	AERO	ADW004A	DIXON		ACQUIRE LAND/EASEMENT		0	167	167	150	10	7
2	AERO	ARW008A	RAWLINS		AIRPORT EQUIPMENT		0	250	250	0	225	25
FY TOTAL:							\$0	\$417	\$417	\$150	\$235	\$32
Grand Total: 2024, Carbon County							\$894	\$20,526	\$21,421	\$19,506	\$1,881	\$32

Transportation Projects

Fiscal Year: 2025

Trans Comm Dist	Project		General Location Detail Location	Begin RM	End RM	Length	Character of Work	Cost \$1,000						
								PE FY	PE	CE & CON	TOTAL	FED	ST	OTH
2	NHPPI	I804275	LARAMIE TO RAWLINS DANA RIDGE SECTION WESTBOUND LANE/I-80	240.00	245.90	5.90	PAVEMENT REHABILITATION	2021	526	7,316	7,842	7,274	568	0
7	NHPP	N211063	MUDDY GAP TO CASPER WY 789/220/STRUCTURE NO. BTY	33.44	44.77	11.33	PAVEMENT REHABILITATION	2022	556	7,311	7,867	7,119	748	0
2	NHPP	N211065	RAWLINS TO MUDDY GAP BELL SPRINGS/US 287	12.55	22.81	10.26	PAVEMENT REHABILITATION	2021	325	4,520	4,845	4,384	461	0
FY TOTAL:						27.49			\$1,407	\$19,147	\$20,554	\$18,777	\$1,777	\$0



Wyoming Department of Transportation
5300 Bishop Blvd
Cheyenne, WY 82009

STATE TRANSPORTATION IMPROVEMENT PROJECTS ENGINEERING & CONSTRUCTION

WYCN002B

Carbon County

Aeronautics Projects

Fiscal Year: 2025

Aero Comm Dist	Project		General Location		Character of Work	Cost \$1,000						
						PE FY	PE	CE & CON	TOTAL	FED	ST	OTH
2	AERO	ARW009A	RAWLINS		AIRPORT EQUIPMENT		0	150	150	0	135	15
2	AERO	ASA001A	SARATOGA		ACQUIRE LAND/EASEMENT		0	15	15	0	9	6
2	AERO	ASA010A	SARATOGA		PLANNING STUDY		0	333	333	300	20	13
FY TOTAL:							\$0	\$498	\$498	\$300	\$164	\$34
Grand Total: 2025, Carbon County							\$1,407	\$19,645	\$21,052	\$19,077	\$1,941	\$34



Wyoming Department of Transportation
5300 Bishop Blvd
Cheyenne, WY 82009

STATE TRANSPORTATION IMPROVEMENT PROJECTS ENGINEERING & CONSTRUCTION

WYCN002B

Carbon County

Transportation Projects

Fiscal Year: 2026

Trans Comm Dist	Project		General Location Detail Location	Begin RM	End RM	Length	Character of Work	Cost \$1,000						
								PE FY	PE	CE & CON	TOTAL	FED	ST	OTH
2	STP	0105015	MCFADDEN TO ROCK RIVER CARBON COUNTY SECTION/WY 13	8.04	17.30	9.26	PAVEMENT REHABILITATION	2023	124	4,029	4,153	3,759	395	0
2	STP	0401039	BAGGS TO ENCAMPMENT ENCAMPMENT WEST/WY 70	49.61	57.70	8.09	PAVEMENT REHABILITATION	2020	140	3,742	3,882	3,513	369	0
2	NHPP	N211066	MUDDY GAP TO ALCOVA MUDDY GAP NORTH/WY 220	44.77	51.06	6.29	PAVEMENT REHABILITATION	2023	217	3,174	3,391	3,069	323	0
2	STP	P221053	SARATOGA TO COLORADO BIG CREEK SECTION/WY 230	116.90	126.92	10.02	PAVEMENT REHABILITATION	2023	92	4,635	4,726	4,277	450	0
2	STP	P221055	WALCOTT JUNCTION TO SARATOGA WALCOTT JUNCTION SOUTH/WY 230	0.00	8.42	8.42	PAVEMENT REHABILITATION	2021	632	9,232	9,863	8,926	938	0
2	STP	P231026	WALCOTT JUNCTION TO HANNA US 30	235.23	244.00	8.77	PAVEMENT REHABILITATION	2020	139	4,056	4,196	3,796	399	0
FY TOTAL:									\$1,344	\$28,868	\$30,211	\$27,340	\$2,874	\$0
Grand Total: 2026, Carbon County									\$1,344	\$28,868	\$30,211	\$27,340	\$2,874	\$0



Wyoming Department of Transportation
5300 Bishop Blvd
Cheyenne, WY 82009

STATE TRANSPORTATION IMPROVEMENT PROJECTS COUNTY TOTAL

WYCN00102SUM

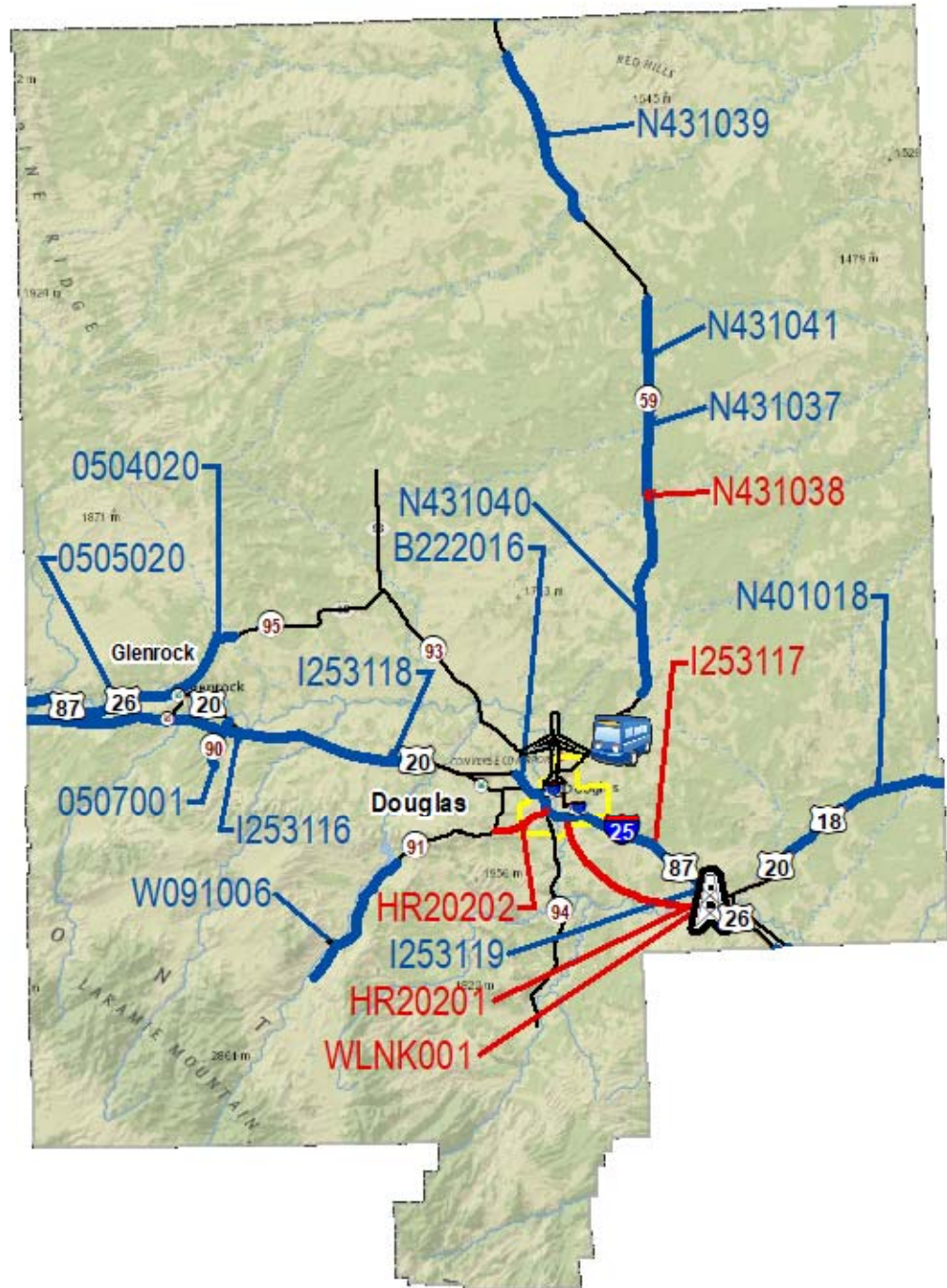
County		Transportation Projects	Capital Improvement Projects	Communications Projects	Transit Projects	Aeronautics Projects	Total
Carbon	2021	\$17,428,000	\$0	\$0	\$80,000	\$2,166,000	\$19,674,000
	2022	\$27,779,000	\$0	\$0	\$0	\$2,175,000	\$29,954,000
	2023	\$10,953,000	\$0	\$0	\$0	\$0	\$10,953,000
	2024	\$21,004,000	\$0	\$0	\$0	\$417,000	\$21,421,000
	2025	\$20,554,000	\$0	\$0	\$0	\$498,000	\$21,052,000
	2026	\$30,211,000	\$0	\$0	\$0	\$0	\$30,211,000
	Total	\$127,929,000	\$0	\$0	\$80,000	\$5,256,000	\$133,265,000

CONVERSE COUNTY

Key to FY 2021 STIP

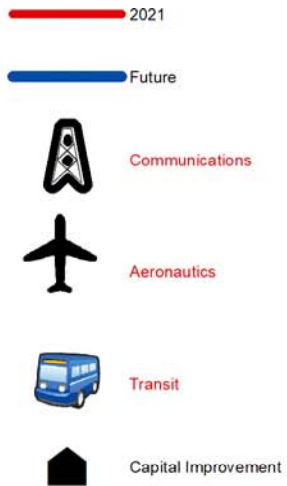


MAP KEY

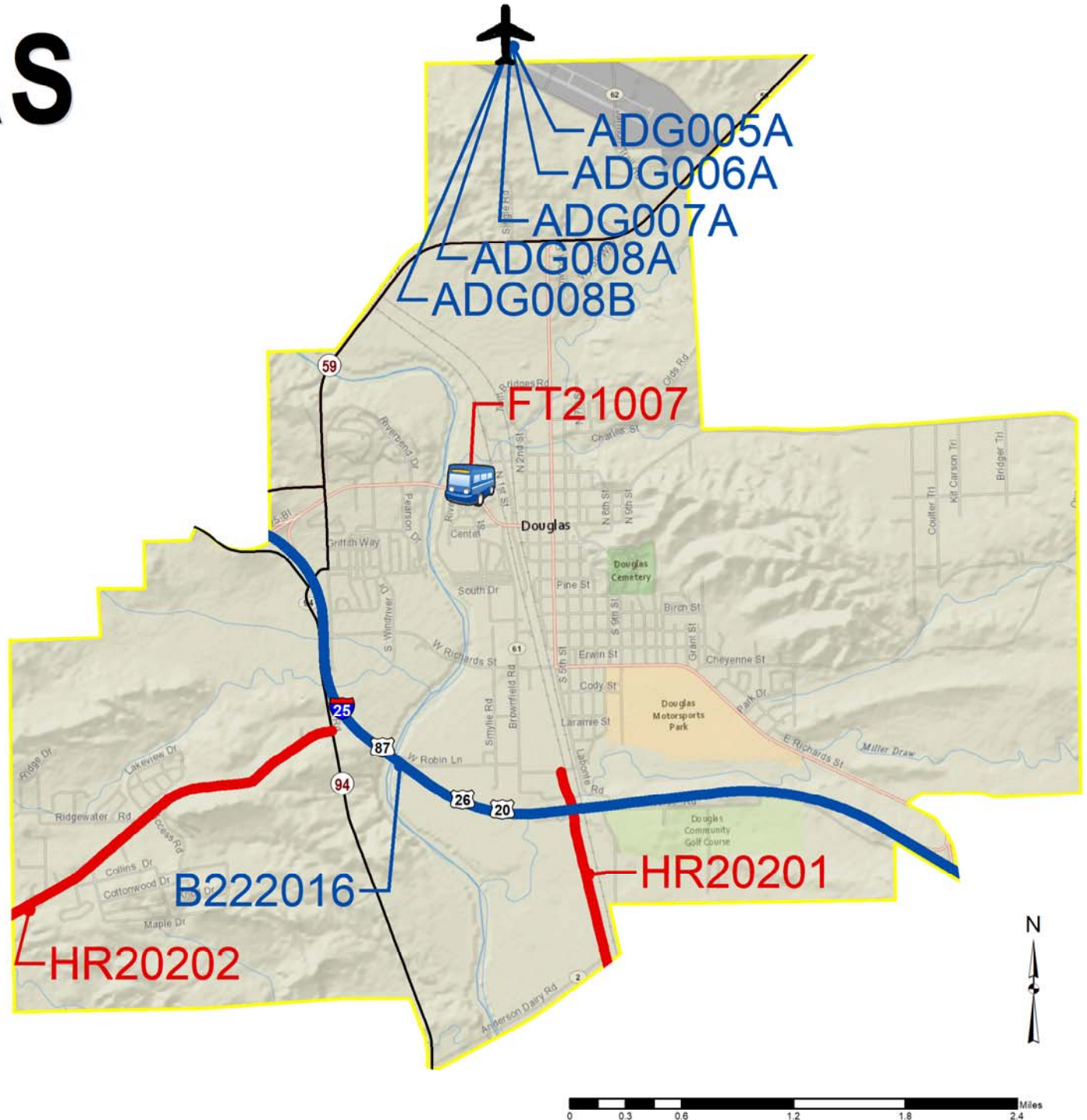


DOUGLAS INSET

Key to FY 2021 STIP



MAP KEY





Wyoming Department of Transportation
5300 Bishop Blvd
Cheyenne, WY 82009

STATE TRANSPORTATION IMPROVEMENT PROJECTS ENGINEERING & CONSTRUCTION

WYCN002B

Converse County

Transportation Projects

Fiscal Year: 2021

Trans Comm Dist	Project		General Location Detail Location	Begin RM	End RM	Length	Character of Work	Cost \$1,000						
								PE FY	PE	CE & CON	TOTAL	FED	ST	OTH
7	HRRR	HR20201	CONVERSE COUNTY VARIOUS LOCATIONS/SIGN AND DELINATORS LPA-CONVERSE COUNTY	0.00	13.79	13.79	SAFETY IMPROVEMENTS		0	103	103	93	0	10
7	HRRR	HR20202	CONVERSE COUNTY VARIOUS LOCATIONS/FLEXIBLE DELINATORS LPA-CONVERSE COUNTY	0.00	3.90	3.90	SAFETY IMPROVEMENTS		0	107	107	97	0	10
7	NHPPI	I253117	GLENDO TO DOUGLAS DOUGLAS SOUTH I-25 NORTHBOUND LANE	126.70	134.90	8.20	PAVEMENT REHABILITATION	2018	150	5,997	6,147	5,702	445	0
7	NHPP	N431038	DOUGLAS TO GILLETTE HIGHLAND LOOP	21.90	22.30	0.40	SAFETY IMPROVEMENTS	2020	5	421	426	386	41	0
FY TOTAL:						26.29			\$155	\$6,628	\$6,783	\$6,278	\$486	\$20

Communications Projects

Fiscal Year: 2021

Trans Comm Dist	Project		General Location Detail Location	Begin RM	End RM	Length	Character of Work	Cost \$1,000						
								PE FY	PE	CE & CON	TOTAL	FED	ST	OTH
7	STP	WLNK001	ORIN JUNCTION ORIN JUNCTION REST AREA ALONG I-25	0.00	0.00	0.00	SAFETY IMPROVEMENTS		0	49	49	45	5	0
FY TOTAL:				0.00				\$0	\$49	\$49	\$45	\$5	\$0	



Wyoming Department of Transportation
5300 Bishop Blvd
Cheyenne, WY 82009

STATE TRANSPORTATION IMPROVEMENT PROJECTS ENGINEERING & CONSTRUCTION

WYCN002B

Converse County

Transit Projects

Fiscal Year: 2021

Trans Comm Dist	Project		General Location Eligible Provider	Funding Source	Character of Work	Cost \$1,000						
						PE FY	PE	CE & CON	TOTAL	FED	ST	OTH
7	FTA	FT21007	DOUGLAS CONVERSE COUNTY AGING SERVICES	5311	OPERATING/ADMIN/MAINT		0	139	139	133	0	6
FY TOTAL:							\$0	\$139	\$139	\$133	\$0	\$6
Grand Total: 2021, Converse County							\$155	\$6,816	\$6,971	\$6,456	\$491	\$26

Transportation Projects

Fiscal Year: 2022

Trans Comm Dist	Project		General Location Detail Location	Begin RM	End RM	Length	Character of Work	Cost \$1,000						
								PE FY	PE	CE & CON	TOTAL	FED	ST	OTH
7	HSIP-GM	B222016	TRANSPORTATION DISTRICT 2 VARIOUS LOCATIONS	134.90	142.35	7.45	GUARDRAIL	2019	60	2,000	2,060	1,864	196	0
7	NHPP	N401018	ORIN TO LOST SPRINGS US 18/20	5.25	17.40	12.15	PAVEMENT REHABILITATION	2021	284	4,693	4,977	4,504	473	0
FY TOTAL:							19.60		\$344	\$6,693	\$7,037	\$6,368	\$669	\$0

Aeronautics Projects

Fiscal Year: 2022

Aero Comm Dist	Project		General Location		Character of Work	Cost \$1,000						
						PE FY	PE	CE & CON	TOTAL	FED	ST	OTH
3	AERO	ADG005A	DOUGLAS		AIRPORT EQUIPMENT		0	167	167	0	150	17
FY TOTAL:							\$0	\$167	\$167	\$0	\$150	\$17
Grand Total: 2022, Converse County							\$344	\$6,860	\$7,204	\$6,368	\$819	\$17



Wyoming Department of Transportation
5300 Bishop Blvd
Cheyenne, WY 82009

STATE TRANSPORTATION IMPROVEMENT PROJECTS ENGINEERING & CONSTRUCTION

WYCN002B

Converse County

Transportation Projects

Fiscal Year: 2023

Trans Comm Dist	Project		General Location Detail Location	Begin RM	End RM	Length	Character of Work	Cost \$1,000						
								PE FY	PE	CE & CON	TOTAL	FED	ST	OTH
7	SCP-TC	W091006	DOUGLAS COLD SPRINGS ROAD/SOUTH SECTION WY 91	13.30	23.10	9.80	PAVEMENT REHABILITATION	2016	250	4,111	4,361	0	4,361	0
FY TOTAL:						9.80			\$250	\$4,111	\$4,361	\$0	\$4,361	\$0

Aeronautics Projects

Fiscal Year: 2023

Aero Comm Dist	Project		General Location		Character of Work	Cost \$1,000						
						PE FY	PE	CE & CON	TOTAL	FED	ST	OTH
3	AERO	ADG006A	DOUGLAS		PAVEMENT REHABILITATION		0	4,000	4,000	3,600	240	160
FY TOTAL:							\$0	\$4,000	\$4,000	\$3,600	\$240	\$160
Grand Total: 2023, Converse County							\$250	\$8,111	\$8,361	\$3,600	\$4,601	\$160



Wyoming Department of Transportation
5300 Bishop Blvd
Cheyenne, WY 82009

STATE TRANSPORTATION IMPROVEMENT PROJECTS ENGINEERING & CONSTRUCTION

WYCN002B

Converse County

Transportation Projects

Fiscal Year: 2024

Trans Comm Dist	Project		General Location Detail Location	Begin RM	End RM	Length	Character of Work	Cost \$1,000						
								PE FY	PE	CE & CON	TOTAL	FED	ST	OTH
7	STP	0504020	GLENROCK ROSS ROAD/ROLLING HILLS EAST/WY 59 STRUCTURE NO. JDN, JDO, JDP, DDD, DDE	1.68	7.65	5.97	PAVEMENT REHABILITATION	2021	354	4,436	4,791	4,335	456	0
7	STP	0507001	BOXELDER BOXELDER ROAD/WY 90	0.00	3.00	3.00	PAVEMENT REHABILITATION	2021	78	1,039	1,117	1,011	106	0
7	NHPPI	I253116	CASPER TO DOUGLAS GLENROCK MARGINAL & GLENROCK NORTH/I-25 NORTHBOUND LANE STRUCTURE NO. AHH	160.01	175.10	15.09	PAVEMENT REHABILITATION	2021	275	8,043	8,318	7,716	602	0
7	NHPPI	I253118	DOUGLAS TO GLENROCK GLENROCK SOUTH/I-25	150.00	160.00	10.00	PAVEMENT RESURFACE	2022	43	2,073	2,115	1,962	153	0
7	NHPP	N431040	DOUGLAS TO BILL WALKER CREEK/WY 59	8.62	19.30	10.68	PAVEMENT REHABILITATION	2021	980	11,798	12,778	11,563	1,215	0
FY TOTAL:						44.74			\$1,730	\$27,389	\$29,119	\$26,587	\$2,532	\$0



Wyoming Department of Transportation
5300 Bishop Blvd
Cheyenne, WY 82009

STATE TRANSPORTATION IMPROVEMENT PROJECTS ENGINEERING & CONSTRUCTION

WYCN002B

Converse County

Aeronautics Projects

Fiscal Year: 2024

Aero Comm Dist	Project		General Location		Character of Work	Cost \$1,000						
						PE FY	PE	CE & CON	TOTAL	FED	ST	OTH
3	AERO	ADG007A	DOUGLAS		PAVEMENT MAINTENANCE		0	275	275	0	248	28
FY TOTAL:							\$0	\$275	\$275	\$0	\$248	\$28

Grand Total: 2024, Converse County

\$1,730 \$27,664 \$29,394 \$26,587 \$2,780 \$28

Transportation Projects

Fiscal Year: 2025

Trans Comm Dist	Project		General Location Detail Location	Begin RM	End RM	Length	Character of Work	Cost \$1,000						
								PE FY	PE	CE & CON	TOTAL	FED	ST	OTH
7	NHPPI	I253119	GLEND TO DOUGLAS DOUGLAS I-25 SOUTHBOUND LANE STRUCTURE NO. AFP	126.70	134.90	8.20	PAVEMENT REHABILITATION	2022	416	5,474	5,889	5,464	426	0
7	NHPP	N431037	DOUGLAS TO BILL LIGHTNING CREEK/WY 59 STRUCTURE NO. DIS, DJC	19.30	27.30	8.00	PAVEMENT REHABILITATION	2022	471	6,198	6,669	6,035	634	0
FY TOTAL:				16.20					\$887	\$11,672	\$12,558	\$11,499	\$1,060	\$0

Aeronautics Projects

Fiscal Year: 2025

Aero Comm Dist	Project		General Location		Character of Work	Cost \$1,000						
						PE FY	PE	CE & CON	TOTAL	FED	ST	OTH
3	AERO	ADG008A	DOUGLAS		PAVEMENT REHABILITATION		0	333	333	300	20	13
3	AERO	ADG008B	DOUGLAS		PAVEMENT REHABILITATION		0	107	107	0	85	21
FY TOTAL:							\$0	\$440	\$440	\$300	\$105	\$34

Grand Total: 2025, Converse County

\$887 \$12,112 \$12,998 \$11,799 \$1,165 \$34



Wyoming Department of Transportation
5300 Bishop Blvd
Cheyenne, WY 82009

STATE TRANSPORTATION IMPROVEMENT PROJECTS ENGINEERING & CONSTRUCTION

WYCN002B

Converse County

Transportation Projects

Fiscal Year: 2026

Trans Comm Dist	Project		General Location Detail Location	Begin RM	End RM	Length	Character of Work	Cost \$1,000						
								PE FY	PE	CE & CON	TOTAL	FED	ST	OTH
7	STP	0505020	CASPER TO GLEND GLENROCK WEST/US 20/26/87	166.03	176.39	10.36	PAVEMENT REHABILITATION	2020	177	5,155	5,332	4,824	507	0
7	NHPP-PM	N431039	DOUGLAS TO GILLETTE WY 59	42.00	54.00	12.00	PAVEMENT REHABILITATION	2020	79	2,297	2,376	2,149	226	0
7	NHPP	N431041	DOUGLAS TO BILL BOX CREEK/WY 59	27.32	35.00	7.68	PAVEMENT REHABILITATION	2023	295	4,306	4,600	4,163	438	0
FY TOTAL:						30.04			\$551	\$11,758	\$12,308	\$11,136	\$1,171	\$0
Grand Total: 2026, Converse County									\$551	\$11,758	\$12,308	\$11,136	\$1,171	\$0



Wyoming Department of Transportation
5300 Bishop Blvd
Cheyenne, WY 82009

STATE TRANSPORTATION IMPROVEMENT PROJECTS COUNTY TOTAL

WYCN00102SUM

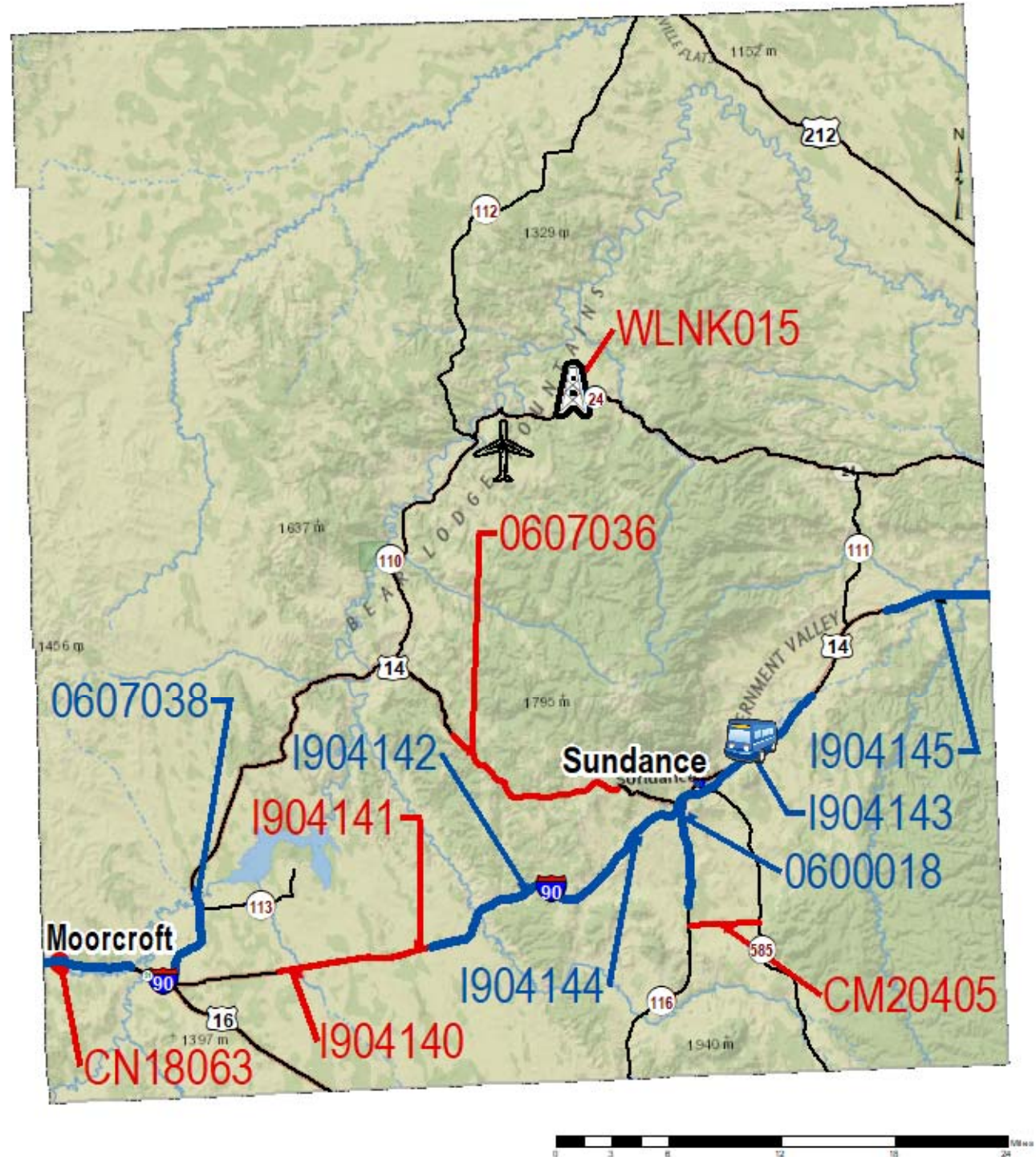
County		Transportation Projects	Capital Improvement Projects	Communications Projects	Transit Projects	Aeronautics Projects	Total
Converse	2021	\$6,783,000	\$0	\$49,000	\$139,000	\$0	\$6,971,000
	2022	\$7,037,000	\$0	\$0	\$0	\$167,000	\$7,204,000
	2023	\$4,361,000	\$0	\$0	\$0	\$4,000,000	\$8,361,000
	2024	\$29,119,000	\$0	\$0	\$0	\$275,000	\$29,394,000
	2025	\$12,558,000	\$0	\$0	\$0	\$440,000	\$12,998,000
	2026	\$12,308,000	\$0	\$0	\$0	\$0	\$12,308,000
	Total	\$72,166,000	\$0	\$49,000	\$139,000	\$4,882,000	\$77,236,000

CROOK COUNTY

Key to FY 2021 STIP



MAP KEY





Wyoming Department of Transportation
5300 Bishop Blvd
Cheyenne, WY 82009

STATE TRANSPORTATION IMPROVEMENT PROJECTS ENGINEERING & CONSTRUCTION

WYCN002B

Crook County

Transportation Projects

Fiscal Year: 2021

Trans Comm Dist	Project		General Location Detail Location	Begin RM	End RM	Length	Character of Work	Cost \$1,000						
								PE FY	PE	CE & CON	TOTAL	FED	ST	OTH
6	SCP-TC	0607036	DEVILS TOWER TO SUNDANCE US 14	186.10	196.96	10.86	PAVEMENT REHABILITATION	2019	112	4,969	5,081	101	4,980	0
6	CM	CM20405	CROOK COUNTY VARIOUS LOCATIONS LPA-CROOK COUNTY	0.00	3.77	3.77	ENVIRONMENTAL		0	231	231	185	0	46
6	RHC	CN18063	CROOK COUNTY MOORCROFT/TEXACO RD/BNSF DOT NO. 064953S	97.82	97.82	0.00	RAILROAD		0	195	195	98	0	98
6	NHPPI	I904140	MOORCROFT TO SUNDANCE WIND CREEK SECTION I-90 WESTBOUND LANE STRUCTURE NO. BHI, BHK, BHM, BHQ, BHS, BHU	160.31	168.50	8.19	PAVEMENT REHABILITATION	2018	152	3,825	3,977	3,689	288	0
6	NHPPI	I904141	MOORCROFT TO SUNDANCE WIND CREEK SECTION I-90 EASTBOUND LANE	160.30	168.50	8.20	PAVEMENT REHABILITATION	2019	162	3,389	3,551	3,295	257	0
FY TOTAL:						31.02			\$426	\$12,609	\$13,035	\$7,368	\$5,525	\$144



Wyoming Department of Transportation
5300 Bishop Blvd
Cheyenne, WY 82009

STATE TRANSPORTATION IMPROVEMENT PROJECTS ENGINEERING & CONSTRUCTION

WYCN002B

Crook County

Communications Projects

Fiscal Year: 2021

Trans Comm Dist	Project		General Location Detail Location	Begin RM	End RM	Length	Character of Work	Cost \$1,000						
								PE FY	PE	CE & CON	TOTAL	FED	ST	OTH
6	STP	WLNK015	CROOK COUNTY WEST OF THE TOWN OF ALVA NORTHERN CROOK COUNTY	0.00	0.00	0.00	SAFETY IMPROVEMENTS		0	135	135	122	13	0
FY TOTAL:									\$0	\$135	\$135	\$122	\$13	\$0

Transit Projects

Fiscal Year: 2021

Trans Comm Dist	Project		General Location Eligible Provider	Funding Source	Character of Work	Cost \$1,000									
						PE FY	PE	CE & CON	TOTAL	FED	ST	OTH			
6	FTA	FT21009	SUNDANCE CROOK COUNTY SENIOR SERVICES, INC.	STATE	OPERATING/ADMIN/MAINT		0	75	75	0	70	6			
6	FTA	FT21057	SUNDANCE CROOK COUNTY SENIOR SERVICES, INC.	5339	PURCHASE ONE LIGHT-DUTY VAN		0	82	82	66	0	16			
6	FTA	FT21058	SUNDANCE CROOK COUNTY SENIOR SERVICES, INC.	5339	CAPITAL/TIE DOWNS		0	0	0	0	0	0			
6	FTA	FT21059	SUNDANCE CROOK COUNTY SENIOR SERVICES, INC.	5339	CAPITAL/CARPORTS		0	4	4	3	0	1			
6	FTA	FT21060	SUNDANCE CROOK COUNTY SENIOR SERVICES, INC.	5339	CAPITAL/DRIVEWAY REPLACEMENT		0	27	27	21	0	5			
FY TOTAL:										\$0	\$188	\$188	\$90	\$70	\$28
Grand Total: 2021, Crook County							\$426	\$12,932	\$13,358	\$7,580	\$5,608	\$172			



Wyoming Department of Transportation
5300 Bishop Blvd
Cheyenne, WY 82009

STATE TRANSPORTATION IMPROVEMENT PROJECTS ENGINEERING & CONSTRUCTION

WYCN002B

Crook County

Transportation Projects

Fiscal Year: 2022

Trans Comm Dist	Project		General Location Detail Location	Begin RM	End RM	Length	Character of Work	Cost \$1,000							
								PE FY	PE	CE & CON	TOTAL	FED	ST	OTH	
6	STP	0600018	SUNDANCE TO UPTON CUNDY CREEK SECTION WY 116	0.00	5.63	5.63	RECONSTRUCTION	2019	225	2,149	2,373	2,148	226	0	
4	NHPPI- SIB	I904143	SUNDANCE MARGINAL/I-90	185.75	195.10	9.35	PAVEMENT REHABILITATION	2020	1,889	22,692	24,582	22,802	1,780	0	
FY TOTAL:								14.98		\$2,114	\$24,841	\$26,955	\$24,950	\$2,006	\$0

Aeronautics Projects

Fiscal Year: 2022

Aero Comm Dist	Project		General Location		Character of Work	Cost \$1,000						
						PE FY	PE	CE & CON	TOTAL	FED	ST	OTH
5	AERO	AW4009A	HULETT		PAVEMENT EXPANSION		0	500	500	450	30	20
FY TOTAL:							\$0	\$500	\$500	\$450	\$30	\$20
Grand Total: 2022, Crook County							\$2,114	\$25,341	\$27,455	\$25,400	\$2,036	\$20



Wyoming Department of Transportation
5300 Bishop Blvd
Cheyenne, WY 82009

STATE TRANSPORTATION IMPROVEMENT PROJECTS ENGINEERING & CONSTRUCTION

WYCN002B

Crook County

Transportation Projects

Fiscal Year: 2023

Trans Comm Dist	Project		General Location Detail Location	Begin RM	End RM	Length	Character of Work	Cost \$1,000						
								PE FY	PE	CE & CON	TOTAL	FED	ST	OTH
6	NHPPI	I904145	SUNDANCE TO SOUTH DAKOTA STATE LINE WEST/I-90	201.51	207.14	5.63	PAVEMENT REHABILITATION	2020	1,138	14,347	15,485	14,364	1,121	0
FY TOTAL:						5.63			\$1,138	\$14,347	\$15,485	\$14,364	\$1,121	\$0

Grand Total: 2023, Crook County

\$1,138 \$14,347 \$15,485 \$14,364 \$1,121 \$0

Transportation Projects

Fiscal Year: 2024

Trans Comm Dist	Project		General Location Detail Location	Begin RM	End RM	Length	Character of Work	Cost \$1,000						
								PE FY	PE	CE & CON	TOTAL	FED	ST	OTH
6	NHPPI	I904142	MOORCROFT TO SUNDANCE INYAN KARA/I-90 EASTBOUND AND WESTBOUND LANES	168.50	177.00	8.50	PAVEMENT REHABILITATION	2021	409	13,313	13,722	12,729	994	0
FY TOTAL:						8.50			\$409	\$13,313	\$13,722	\$12,729	\$994	\$0

Aeronautics Projects

Fiscal Year: 2024

Aero Comm Dist	Project		General Location		Character of Work	Cost \$1,000						
						PE FY	PE	CE & CON	TOTAL	FED	ST	OTH
5	AERO	AW4007A	HULETT		AIRPORT EQUIPMENT		0	500	500	450	30	20
5	AERO	AW4008A	HULETT		PAVEMENT MAINTENANCE		0	292	292	0	262	29
FY TOTAL:							\$0	\$792	\$792	\$450	\$292	\$49
Grand Total: 2024, Crook County							\$409	\$14,105	\$14,514	\$13,179	\$1,286	\$49



Wyoming Department of Transportation
5300 Bishop Blvd
Cheyenne, WY 82009

STATE TRANSPORTATION IMPROVEMENT PROJECTS ENGINEERING & CONSTRUCTION

WYCN002B

Crook County

Transportation Projects

Fiscal Year: 2025

Trans Comm Dist	Project		General Location Detail Location	Begin RM	End RM	Length	Character of Work	Cost \$1,000						
								PE FY	PE	CE & CON	TOTAL	FED	ST	OTH
6	STP	0607038	MOORCROFT NORTH/US 14/US 14/16 BUSINESS JUNCTION WY 113	154.63	160.35	5.72	PAVEMENT REHABILITATION	2020	367	9,659	10,026	9,073	953	0
FY TOTAL:						5.72			\$367	\$9,659	\$10,026	\$9,073	\$953	\$0
Grand Total: 2025, Crook County									\$367	\$9,659	\$10,026	\$9,073	\$953	\$0

Transportation Projects

Fiscal Year: 2026

Trans Comm Dist	Project		General Location Detail Location	Begin RM	End RM	Length	Character of Work	Cost \$1,000								
								PE FY	PE	CE & CON	TOTAL	FED	ST	OTH		
6	NHPPI	I904144	TRANSPORTATION DISTRICT 4 VARIABLE SPEED SIGNS/I-90	171.00	188.00	17.00	SAFETY IMPROVEMENTS	2024	86	945	1,031	956	75	0		
FY TOTAL:									17.00		\$86	\$945	\$1,031	\$956	\$75	\$0
Grand Total: 2026, Crook County										\$86	\$945	\$1,031	\$956	\$75	\$0	



Wyoming Department of Transportation
5300 Bishop Blvd
Cheyenne, WY 82009

STATE TRANSPORTATION IMPROVEMENT PROJECTS COUNTY TOTAL

WYCN00102SUM

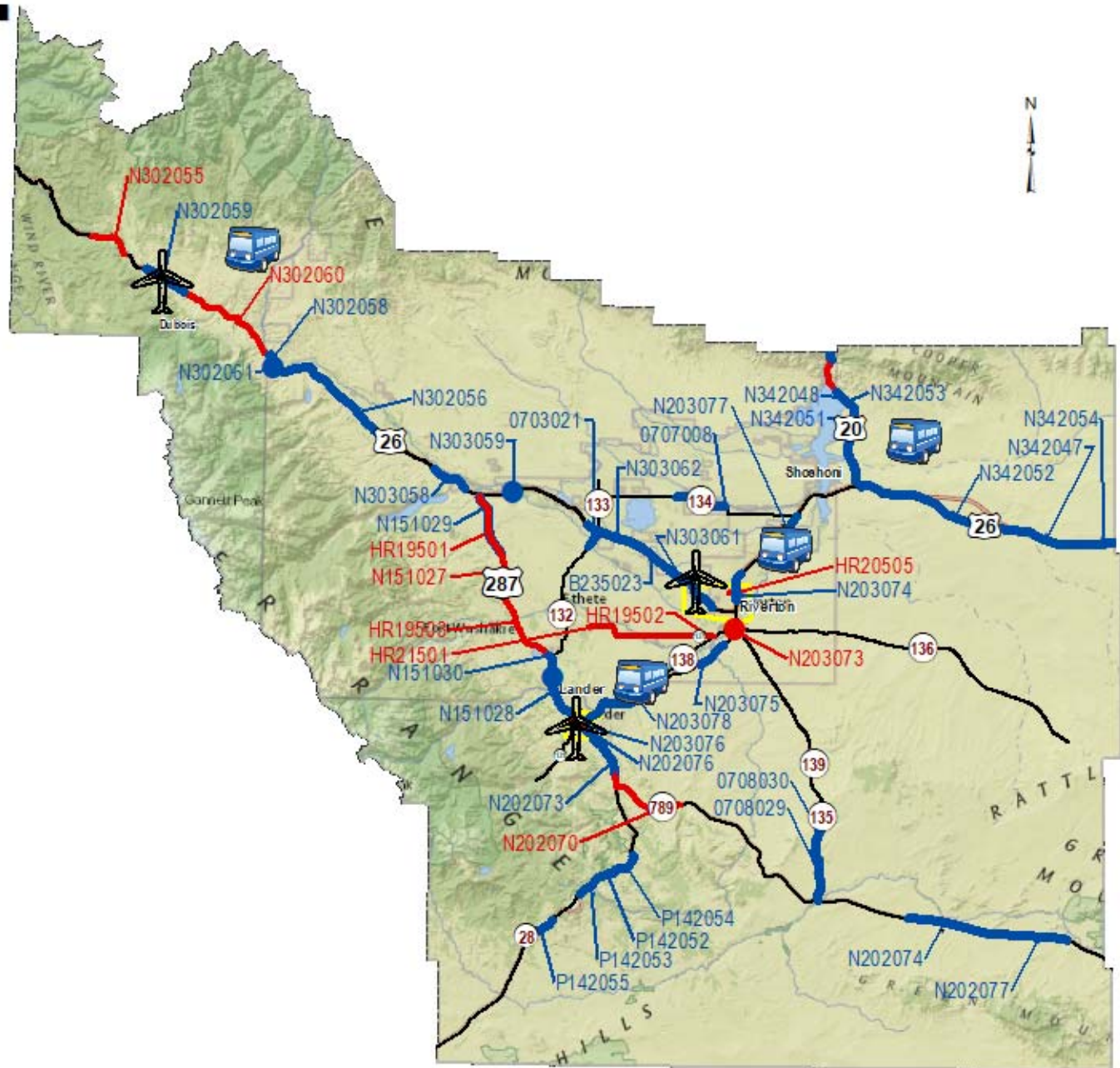
County		Transportation Projects	Capital Improvement Projects	Communications Projects	Transit Projects	Aeronautics Projects	Total
Crook	2021	\$13,035,000	\$0	\$135,000	\$188,000	\$0	\$13,358,000
	2022	\$26,955,000	\$0	\$0	\$0	\$500,000	\$27,455,000
	2023	\$15,485,000	\$0	\$0	\$0	\$0	\$15,485,000
	2024	\$13,722,000	\$0	\$0	\$0	\$792,000	\$14,514,000
	2025	\$10,026,000	\$0	\$0	\$0	\$0	\$10,026,000
	2026	\$1,031,000	\$0	\$0	\$0	\$0	\$1,031,000
	Total	\$80,254,000	\$0	\$135,000	\$188,000	\$1,292,000	\$81,869,000

FREMONT COUNTY

Key to FY 2021 STIP

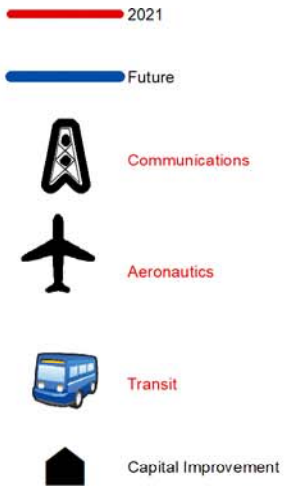


MAP KEY

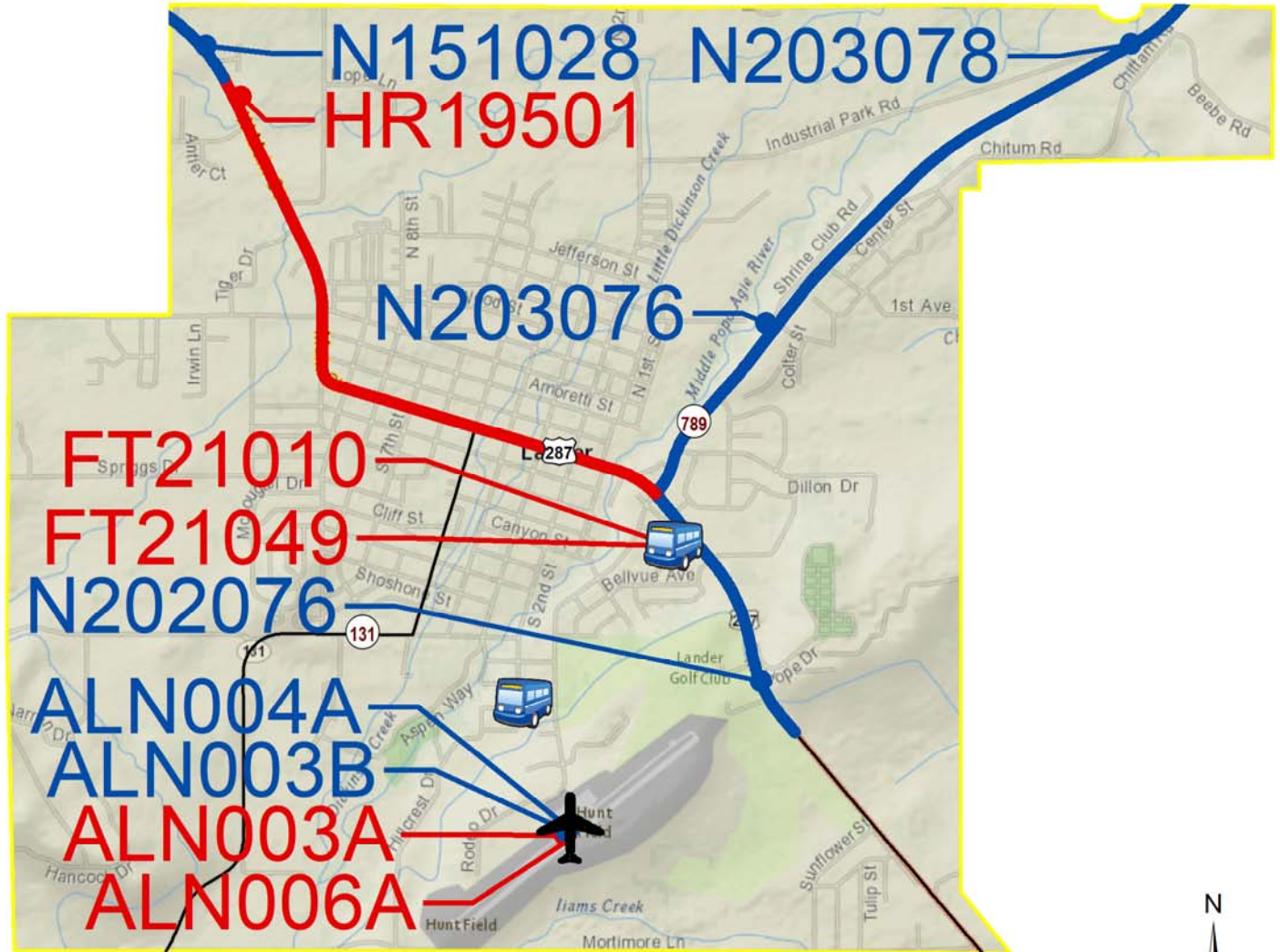


LANDER INSET

Key to FY 2021 STIP

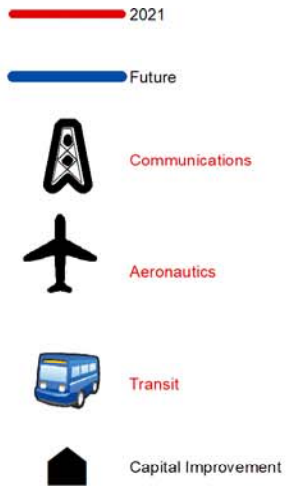


MAP KEY

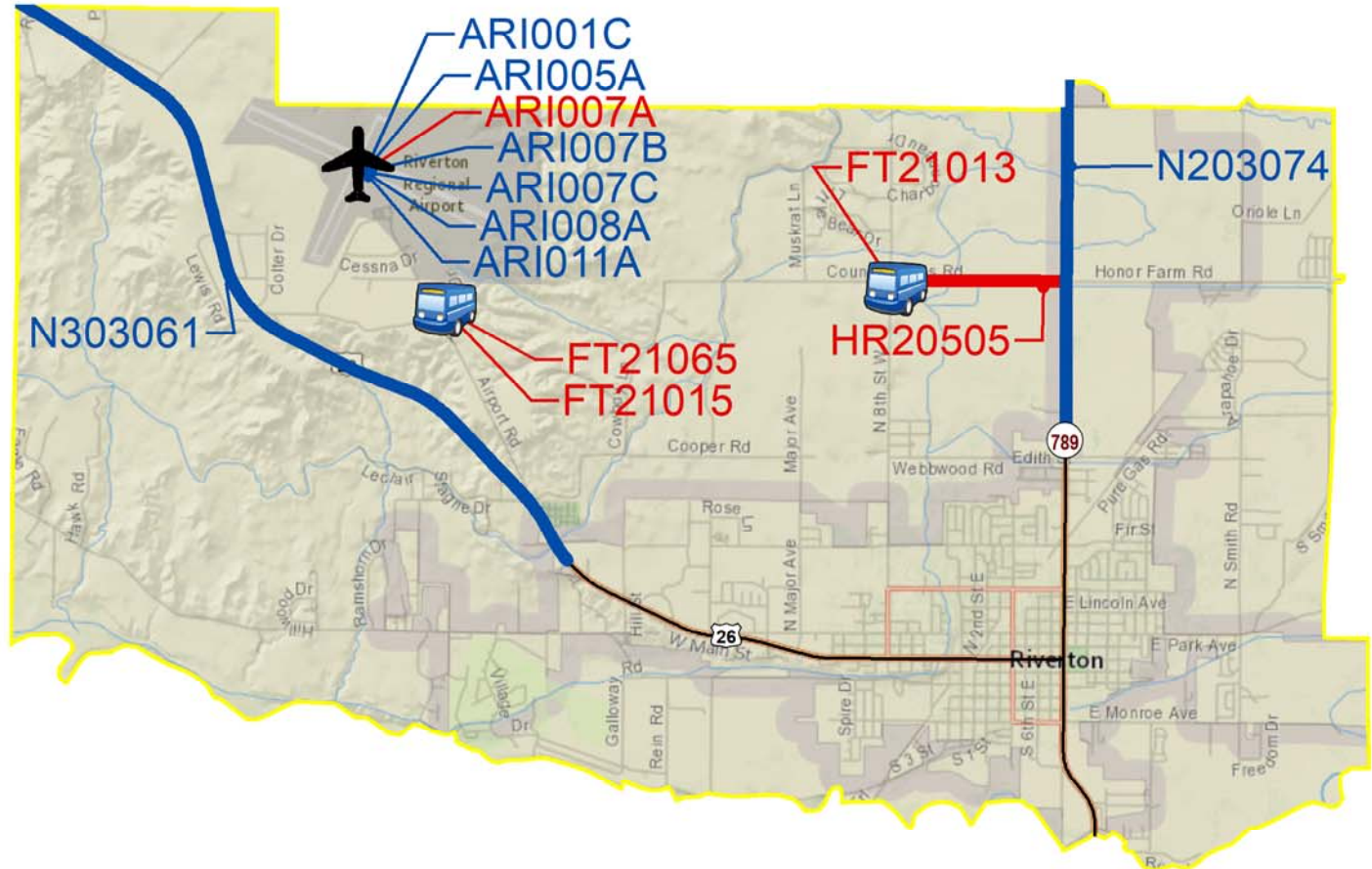


RIVERTON INSET

Key to FY 2021 STIP



MAP KEY





Wyoming Department of Transportation
5300 Bishop Blvd
Cheyenne, WY 82009

STATE TRANSPORTATION IMPROVEMENT PROJECTS ENGINEERING & CONSTRUCTION

WYCN002B

Fremont County

Transportation Projects

Fiscal Year: 2021

Trans Comm Dist	Project		General Location Detail Location	Begin RM	End RM	Length	Character of Work	Cost \$1,000						
								PE FY	PE	CE & CON	TOTAL	FED	ST	OTH
7	HRRR	HR19501	WIND RIVER INDIAN RESERVATION VARIOUS LOCATIONS LPA-WIND RIVER JOINT TRIBAL BUSINESS COUNCIL	0.00	31.60	31.60	GUARDRAIL	2021	4	110	114	104	0	11
7	HRRR	HR19502	WIND RIVER INDIAN RESERVATION VARIOUS LOCATIONS/RUMBLE STRIPS LPA-WIND RIVER JOINT TRIBAL BUSINESS COUNCIL	100.00	105.98	5.98	SAFETY IMPROVEMENTS	2021	3	35	38	35	0	4
7	HRRR	HR19503	WIND RIVER INDIAN RESERVATION VARIOUS LOCATIONS/SIGN REPLACEMENT LPA-WIND RIVER JOINT TRIBAL BUSINESS COUNCIL	0.00	0.00	0.00	TRAFFIC SYSTEMS	2021	4	77	81	73	0	8
7	HRRR	HR20505	FREMONT COUNTY 8 MILE ROAD & HWY 26/TRANSVERSE RUMBLE STRIPS LPA-FREMONT COUNTY	0.00	1.00	1.00	SAFETY IMPROVEMENTS	2020	20	20	40	36	0	4
7	HRRR	HR21501	WIND RIVER INDIAN RESERVATION VARIOUS LOCATIONS/RUMBLE STRIPS	2.50	12.04	9.54	SAFETY IMPROVEMENTS	2020	7	75	82	82	0	0
7	NHPP	N151027	LANDER TO FORT WASHAKIE LANDER STREETS AND LANDER-FT WASHAKIE/US 287 STRUCTURE NO. CXM	10.00	24.17	14.17	PAVEMENT REHABILITATION	2016	389	8,607	8,995	8,141	856	0
7	SCP-TC	N202070	MUDDY GAP TO LANDER US 287/WY 789/WY 28/STR. NO. BTJ, BPB	64.27	74.21	9.94	PAVEMENT REHABILITATION	2019	250	5,505	5,755	226	5,529	0



Wyoming Department of Transportation
5300 Bishop Blvd
Cheyenne, WY 82009

STATE TRANSPORTATION IMPROVEMENT PROJECTS ENGINEERING & CONSTRUCTION

WYCN002B

Fremont County

Transportation Projects

Fiscal Year: 2021

Trans Comm Dist	Project		General Location Detail Location	Begin RM	End RM	Length	Character of Work	Cost \$1,000							
								PE FY	PE	CE & CON	TOTAL	FED	ST	OTH	
7	HSIP	N203073	HUDSON TO RIVERTON LITTLE WIND/US 26/789 RIVER PEDESTRIAN BRIDGE LFP	102.93	102.93	0.00	STRUCTURE REPAIR	2019	30	300	330	299	31	0	
7	NHPP	N302055	MORAN JUNCTION TO DUBOIS MABEL'S HILL/US 26/287	40.68	45.66	4.98	PAVEMENT REHABILITATION	2018	120	3,368	3,488	3,156	332	0	
7	NHPP	N302060	MORAN JUNCTION TO DUBOIS WILDLIFE-VEHICLE CONFLICT MITIGATION	50.00	73.00	23.00	ENVIRONMENTAL	2019	100	0	100	90	10	0	
FY TOTAL:								100.21		\$927	\$18,097	\$19,023	\$12,242	\$6,758	\$27



Wyoming Department of Transportation
5300 Bishop Blvd
Cheyenne, WY 82009

STATE TRANSPORTATION IMPROVEMENT PROJECTS ENGINEERING & CONSTRUCTION

WYCN002B

Fremont County

Transit Projects

Fiscal Year: 2021

Trans Comm Dist	Project		General Location Eligible Provider	Funding Source	Character of Work	Cost \$1,000						
						PE FY	PE	CE & CON	TOTAL	FED	ST	OTH
7	FTA	FT21010	LANDER CHILD DEVELOPMENT SERVICES OF FREMONT COUNTY, INC.	STATE	OPERATING/ADMIN/MAINT		0	111	111	0	103	7
7	FTA	FT21011	DUBOIS HIGH COUNTRY SENIOR CITIZENS	5311	OPERATING/ADMIN/MAINT		0	46	46	42	0	3
7	FTA	FT21012	LANDER LANDER SENIOR CITIZENS CENTER, INC.	5311	OPERATING/ADMIN/MAINT		0	201	201	190	0	11
7	FTA	FT21013	RIVERTON RIVERTON SENIOR CITIZENS CENTER, INC.	5311	OPERATING/ADMIN/MAINT		0	154	154	148	0	6
7	FTA	FT21014	SHOSHONI SHOSHONI SENIOR CITIZENS CENTER	STATE	OPERATING/ADMIN/MAINT		0	7	7	0	6	0
7	FTA	FT21015	RIVERTON FREMONT COUNTY ASSOCIATION OF GOVERNMENTS DBA WIND RIVER TRANSIT AUTHORITY	5311	OPERATING/ADMIN/MAINT		0	983	983	933	0	50
7	FTA	FT21065	RIVERTON FREMONT COUNTY ASSOCIATION OF GOVERNMENTS DBA WIND RIVER TRANSIT AUTHORITY	5339	PURCHASE ONE HEAVY-DUTY BUS		0	175	175	140	0	35
7	FTA	FT21067	DUBOIS HIGH COUNTRY SENIOR CITIZENS	5339	PURCHASE ONE LIGHT-DUTY VAN		0	84	84	67	0	17
FY TOTAL:							\$0	\$1,761	\$1,761	\$1,520	\$109	\$129

Aeronautics Projects

Fiscal Year: 2021

Aero Comm Dist	Project		General Location		Character of Work	Cost \$1,000						
						PE FY	PE	CE & CON	TOTAL	FED	ST	OTH
3	AERO	ADU008A	DUBOIS				0	139	139	0	125	14
3	AERO	ALN003A	LANDER		PAVEMENT RECONSTRUCTION		0	333	333	300	20	13
3	AERO	ALN006A	LANDER		ACQUIRE LAND/EASEMENT		0	333	333	300	20	13
3	AERO	ARI007A	RIVERTON				0	30	30	0	24	6
FY TOTAL:							\$0	\$835	\$835	\$600	\$189	\$46
Grand Total: 2021, Fremont County							\$927	\$20,693	\$21,619	\$14,362	\$7,056	\$202



Wyoming Department of Transportation
5300 Bishop Blvd
Cheyenne, WY 82009

STATE TRANSPORTATION IMPROVEMENT PROJECTS ENGINEERING & CONSTRUCTION

WYCN002B

Fremont County

Transportation Projects

Fiscal Year: 2022

Trans Comm Dist	Project		General Location Detail Location	Begin RM	End RM	Length	Character of Work	Cost \$1,000						
								PE FY	PE	CE & CON	TOTAL	FED	ST	OTH
7	STP	0703021	ETHETE TO KINNEAR JOHNSTOWN SECTION/WY 132	15.19	17.43	2.24	PAVEMENT REHABILITATION	2020	128	1,540	1,668	1,510	159	0
7	STP	0708029	RIVERTON TO SAND DRAW BEAVER RIM SOUTH/WY 135	28.40	34.59	6.19	PAVEMENT REHABILITATION	2019	200	2,159	2,359	2,135	224	0
7	HSIP	N151028	LANDER TO FORT WASHAKIE US 287	2.00	6.00	4.00	GRADING	2018	100	1,362	1,462	1,323	139	0
7	NHPP	N203076	LANDER TO HUDSON STATE SCHOOL SECTION/WY 789	81.05	82.40	1.35	PAVEMENT REHABILITATION	2020	120	1,562	1,682	1,522	160	0
7	NHPP	N302056	DUBOIS TO DIVERSION DAM CROWHEART SECTION/US 26/287	72.13	85.14	13.01	PAVEMENT REHABILITATION	2020	200	6,384	6,583	5,958	626	0
7	NHPP	N303062	DIVERSION DAM TO RIVERTON KINNEAR SECTION/US 26	112.98	124.99	12.01	PAVEMENT REHABILITATION	2020	473	5,678	6,151	5,566	585	0
7	NHPP	N342047	WALTMAN TO SHOSHONI US 20/26	74.90	99.00	24.10	ADDITIONAL LANES	2017	171	7,118	7,289	6,596	693	0



Wyoming Department of Transportation
5300 Bishop Blvd
Cheyenne, WY 82009

STATE TRANSPORTATION IMPROVEMENT PROJECTS ENGINEERING & CONSTRUCTION

WYCN002B

Fremont County

Transportation Projects

Fiscal Year: 2022

Trans Comm Dist	Project		General Location Detail Location	Begin RM	End RM	Length	Character of Work	Cost \$1,000						
								PE FY	PE	CE & CON	TOTAL	FED	ST	OTH
7	NHPP	N342048	SHOSHONI TO THERMOPOLIS US 20/WY 789	109.60	112.30	2.70	ADDITIONAL LANES	2017	200	3,667	3,867	3,499	368	0
7	SCP-TC	N342051	SHOSHONI TO THERMOPOLIS BADWATER SECTION/US 20/WY 789	100.47	108.82	8.35	PAVEMENT REHABILITATION	2019	200	4,373	4,573	181	4,392	0
FY TOTAL:						73.95			\$1,792	\$33,843	\$35,634	\$28,290	\$7,346	\$0

Aeronautics Projects

Fiscal Year: 2022

Aero Comm Dist	Project		General Location		Character of Work	Cost \$1,000						
						PE FY	PE	CE & CON	TOTAL	FED	ST	OTH
3	AERO	ADU003A	DUBOIS		PAVEMENT EXPANSION		0	667	667	600	40	27
3	AERO	ALN003B	LANDER		PAVEMENT RECONSTRUCTION		0	3,667	3,667	3,300	220	147
3	AERO	ARI001C	RIVERTON		PAVEMENT REHABILITATION		0	4,267	4,267	4,000	160	107
FY TOTAL:							\$0	\$8,601	\$8,601	\$7,900	\$420	\$281
Grand Total: 2022, Fremont County							\$1,792	\$42,444	\$44,235	\$36,190	\$7,766	\$281



Wyoming Department of Transportation
5300 Bishop Blvd
Cheyenne, WY 82009

STATE TRANSPORTATION IMPROVEMENT PROJECTS ENGINEERING & CONSTRUCTION

WYCN002B

Fremont County

Transportation Projects

Fiscal Year: 2023

Trans Comm Dist	Project		General Location Detail Location	Begin RM	End RM	Length	Character of Work	Cost \$1,000						
								PE FY	PE	CE & CON	TOTAL	FED	ST	OTH
7	STP-RF	B235023	TRANSPORTATION DISTRICT 5 VARIOUS LOCATIONS	119.00	126.85	7.85	FENCING	2021	25	450	475	430	45	0
7	NHPP	N202073	MUDDY GAP TO LANDER LYONS VALLEY/US 287/WY 789	74.21	79.10	4.89	PAVEMENT REHABILITATION	2019	100	3,089	3,189	2,885	303	0
7	NHPP	N202074	JEFFREY CITY TO SWEETWATER STATION JUNCTION US 287/WY 789	23.39	31.50	8.11	PAVEMENT REHABILITATION	2020	156	4,333	4,489	4,062	427	0
7	STP	N202076	MUDDY GAP TO LANDER LANDER SECTION ADA/US 287/WY 789	80.16	81.50	1.34	PAVEMENT REHABILITATION	2020	64	1,529	1,593	1,442	152	0
7	NHPP	N203077	RIVERTON TO SHOSHONI HIDDEN VALLEY SECTION/US 26/789	115.40	119.13	3.73	PAVEMENT REHABILITATION	2020	160	3,658	3,818	3,454	363	0
7	NHPP	N303058	DUBOIS TO DIVERSION DAM BULL LAKE/US 26/287	92.41	96.94	4.53	PAVEMENT REHABILITATION	2020	100	2,548	2,648	2,396	252	0
7	NHPP	N303061	DIVERSION DAM TO RIVERTON AIRPORT SECTION/US 26	124.99	130.70	5.71	PAVEMENT REHABILITATION	2020	137	3,262	3,399	3,075	323	0



Wyoming Department of Transportation
5300 Bishop Blvd
Cheyenne, WY 82009

STATE TRANSPORTATION IMPROVEMENT PROJECTS ENGINEERING & CONSTRUCTION

WYCN002B

Fremont County

Transportation Projects

Fiscal Year: 2023

Trans Comm Dist	Project		General Location Detail Location	Begin RM	End RM	Length	Character of Work	Cost \$1,000						
								PE FY	PE	CE & CON	TOTAL	FED	ST	OTH
7	NHPP	N342052	WALTMAN TO SHOSHONI US 20/26	76.00	99.53	23.53	PAVEMENT RESURFACE	2020	74	2,940	3,014	2,728	287	0
FY TOTAL:									\$816	\$21,809	\$22,625	\$20,472	\$2,152	\$0

Aeronautics Projects

Fiscal Year: 2023

Aero Comm Dist	Project		General Location		Character of Work	Cost \$1,000							
						PE FY	PE	CE & CON	TOTAL	FED	ST	OTH	
3	AERO	ALN004A	LANDER		PAVEMENT MAINTENANCE		0	225	225	0	203	23	
3	AERO	ARI005A	RIVERTON		PAVEMENT MAINTENANCE		0	765	765	0	689	77	
3	AERO	ARI007B	RIVERTON		PAVEMENT REHABILITATION		0	160	160	150	6	4	
3	AERO	ARI008A	RIVERTON		PLANNING STUDY		0	427	427	400	16	11	
FY TOTAL:								\$0	\$1,577	\$1,577	\$550	\$914	\$115
Grand Total: 2023, Fremont County								\$816	\$23,386	\$24,202	\$21,022	\$3,066	\$115



Wyoming Department of Transportation
5300 Bishop Blvd
Cheyenne, WY 82009

STATE TRANSPORTATION IMPROVEMENT PROJECTS ENGINEERING & CONSTRUCTION

WYCN002B

Fremont County

Transportation Projects

Fiscal Year: 2024

Trans Comm Dist	Project		General Location Detail Location	Begin RM	End RM	Length	Character of Work	Cost \$1,000						
								PE FY	PE	CE & CON	TOTAL	FED	ST	OTH
7	NHPP	N151029	LANDER TO FORT WASHAKIE DIVERSION DAM/US 287	24.17	31.60	7.43	PAVEMENT RESURFACE	2021	137	3,911	4,048	3,662	385	0
7	STP	N302058	DUBOIS TO DIVERSION DAM CHECK STATION EAST/US 26/287	67.25	72.07	4.82	PAVEMENT RESURFACE	2021	108	3,087	3,196	2,891	304	0
5	NHPP	N303059	DUBOIS TO RIVERTON STRUCTURE NO. BYV/US 26	102.78	102.78	0.00	DRAINAGE REPAIR	2019	227	2,573	2,800	2,534	266	0
7	SCP-TC	P142052	FARSON TO LANDER SOUTH PASS/BEAVER CREEK/WY 28	51.14	57.04	5.90	PAVEMENT RESURFACE	2021	108	3,087	3,196	2,891	304	0
FY TOTAL:						18.15			\$580	\$12,658	\$13,240	\$11,978	\$1,259	\$0

Aeronautics Projects

Fiscal Year: 2024

Aero Comm Dist	Project		General Location		Character of Work	Cost \$1,000						
						PE FY	PE	CE & CON	TOTAL	FED	ST	OTH
3	AERO	ADU005A	DUBOIS		PLANNING STUDY		0	333	333	300	20	13
3	AERO	ARI007C	RIVERTON		PAVEMENT REHABILITATION		0	1,547	1,547	1,450	58	39
FY TOTAL:							\$0	\$1,880	\$1,880	\$1,750	\$78	\$52
Grand Total: 2024, Fremont County							\$580	\$14,538	\$15,120	\$13,728	\$1,337	\$52



Wyoming Department of Transportation
5300 Bishop Blvd
Cheyenne, WY 82009

STATE TRANSPORTATION IMPROVEMENT PROJECTS ENGINEERING & CONSTRUCTION

WYCN002B

Fremont County

Transportation Projects

Fiscal Year: 2025

Trans Comm Dist	Project		General Location Detail Location	Begin RM	End RM	Length	Character of Work	Cost \$1,000						
								PE FY	PE	CE & CON	TOTAL	FED	ST	OTH
7	NHPP	N151030	LANDER TO FORT WASHAKIE MILFORD SECTION/US 287	2.00	10.00	8.00	PAVEMENT RESURFACE	2020	194	5,091	5,285	4,782	503	0
7	NHPP	N203074	RIVERTON TO SHOSHONI HONOR FARM SECTION/US 26/WY 789	106.34	109.60	3.26	PAVEMENT RESURFACE	2022	215	5,652	5,867	5,309	558	0
7	NHPP	N203078	LANDER TO HUDSON WY 789	82.28	90.38	8.10	PAVEMENT REHABILITATION	2020	720	10,012	10,732	9,711	1,021	0
7	NHPP	N302059	MORAN JUNCTION TO DUBOIS DUBOIS WEST/US 26/287	49.00	54.16	5.16	PAVEMENT REHABILITATION	2020	160	4,198	4,358	3,943	414	0
7	NHPP	N342053	SHOSHONI TO THERMOPOLIS US 20/WY 789	109.00	112.00	3.00	PAVEMENT RESURFACE	2022	18	779	797	721	76	0
FY TOTAL:						27.52			\$1,307	\$25,732	\$27,039	\$24,466	\$2,572	\$0



Wyoming Department of Transportation
5300 Bishop Blvd
Cheyenne, WY 82009

STATE TRANSPORTATION IMPROVEMENT PROJECTS ENGINEERING & CONSTRUCTION

WYCN002B

Fremont County

Aeronautics Projects

Fiscal Year: 2025

Aero Comm Dist	Project		General Location		Character of Work	Cost \$1,000						
						PE FY	PE	CE & CON	TOTAL	FED	ST	OTH
3	AERO	ARI011A	RIVERTON		PAVEMENT EXPANSION		0	459	459	430	17	11
FY TOTAL:							\$0	\$459	\$459	\$430	\$17	\$11

Grand Total: 2025, Fremont County

\$1,307 \$26,191 \$27,498 \$24,896 \$2,589 \$11



Wyoming Department of Transportation
5300 Bishop Blvd
Cheyenne, WY 82009

STATE TRANSPORTATION IMPROVEMENT PROJECTS ENGINEERING & CONSTRUCTION

WYCN002B

Fremont County

Transportation Projects

Fiscal Year: 2026

Trans Comm Dist	Project		General Location Detail Location	Begin RM	End RM	Length	Character of Work	Cost \$1,000						
								PE FY	PE	CE & CON	TOTAL	FED	ST	OTH
7	STP	0707008	RIVERTON MISSOURI VALLEY ROAD/WY 134	9.00	15.25	6.25	PAVEMENT REHABILITATION	2020	135	3,620	3,754	3,397	357	0
7	STP	0708030	SWEETWATER STATION JUNCTION TO RIVERTON MIDDLE SECTION/WY 135	24.15	28.40	4.25	PAVEMENT REHABILITATION	2018	230	3,358	3,588	3,247	341	0
7	NHPP	N202077	LANDER TO JEFFREY CITY US 287/789	12.79	23.39	10.60	PAVEMENT REHABILITATION	2023	366	5,349	5,714	5,171	543	0
7	NHPP	N203075	HUDSON TO RIVERTON RIVERTON SOUTH/WY 789	97.20	100.88	3.68	PAVEMENT REHABILITATION	2020	105	2,815	2,920	2,642	278	0
7	NHPP	N302061	DUBOIS US US 26/287	69.10	69.10	0.00	DRAINAGE REPAIR	2022	68	995	1,063	963	101	0
7	NHPP	N342054	WALTMAN TO SHOSHONI US 20/26	68.35	99.00	30.65	PAVEMENT RESURFACE	2025	155	4,115	4,270	3,864	406	0
7	STP	P142053	LANDER TO FARSON SOUTH PASS/WY 28	51.14	56.63	5.49	SAFETY IMPROVEMENTS	2020	50	1,460	1,510	1,366	144	0



Wyoming Department of Transportation
5300 Bishop Blvd
Cheyenne, WY 82009

STATE TRANSPORTATION IMPROVEMENT PROJECTS ENGINEERING & CONSTRUCTION

WYCN002B

Fremont County

Transportation Projects

Fiscal Year: 2026

Trans Comm Dist	Project		General Location Detail Location	Begin RM	End RM	Length	Character of Work	Cost \$1,000						
								PE FY	PE	CE & CON	TOTAL	FED	ST	OTH
7	STP	P142054	FARSON TO LANDER WINDY SECTION/WY 28	57.04	59.65	2.61	PAVEMENT REHABILITATION	2020	220	3,212	3,432	3,106	326	0
7	STP	P142055	FARSON TO LANDER ROCK SHOP SECTION/WY 28	41.70	45.00	3.30	SAFETY IMPROVEMENTS	2021	362	3,982	4,344	3,931	413	0
FY TOTAL:						66.83			\$1,691	\$28,906	\$30,595	\$27,687	\$2,909	\$0
Grand Total: 2026, Fremont County									\$1,691	\$28,906	\$30,595	\$27,687	\$2,909	\$0



Wyoming Department of Transportation
5300 Bishop Blvd
Cheyenne, WY 82009

STATE TRANSPORTATION IMPROVEMENT PROJECTS COUNTY TOTAL

WYCN00102SUM

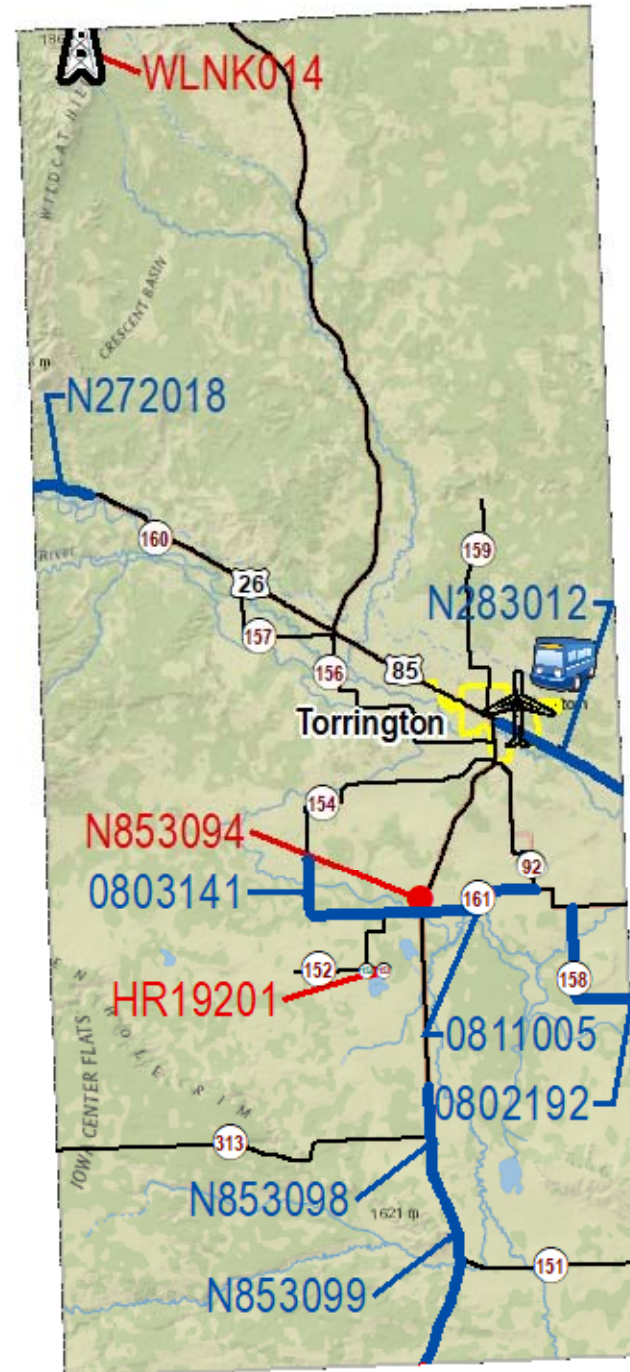
County		Transportation Projects	Capital Improvement Projects	Communications Projects	Transit Projects	Aeronautics Projects	Total
Fremont	2021	\$19,023,000	\$0	\$0	\$1,761,000	\$835,000	\$21,619,000
	2022	\$35,634,000	\$0	\$0	\$0	\$8,601,000	\$44,235,000
	2023	\$22,625,000	\$0	\$0	\$0	\$1,577,000	\$24,202,000
	2024	\$13,240,000	\$0	\$0	\$0	\$1,880,000	\$15,120,000
	2025	\$27,039,000	\$0	\$0	\$0	\$459,000	\$27,498,000
	2026	\$30,595,000	\$0	\$0	\$0	\$0	\$30,595,000
	Total	\$148,156,000	\$0	\$0	\$1,761,000	\$13,352,000	\$163,269,000

GOSHEN COUNTY

Key to FY 2021 STIP

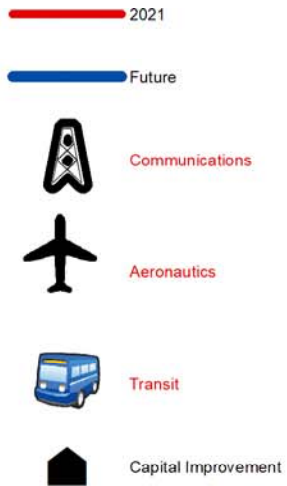


MAP KEY

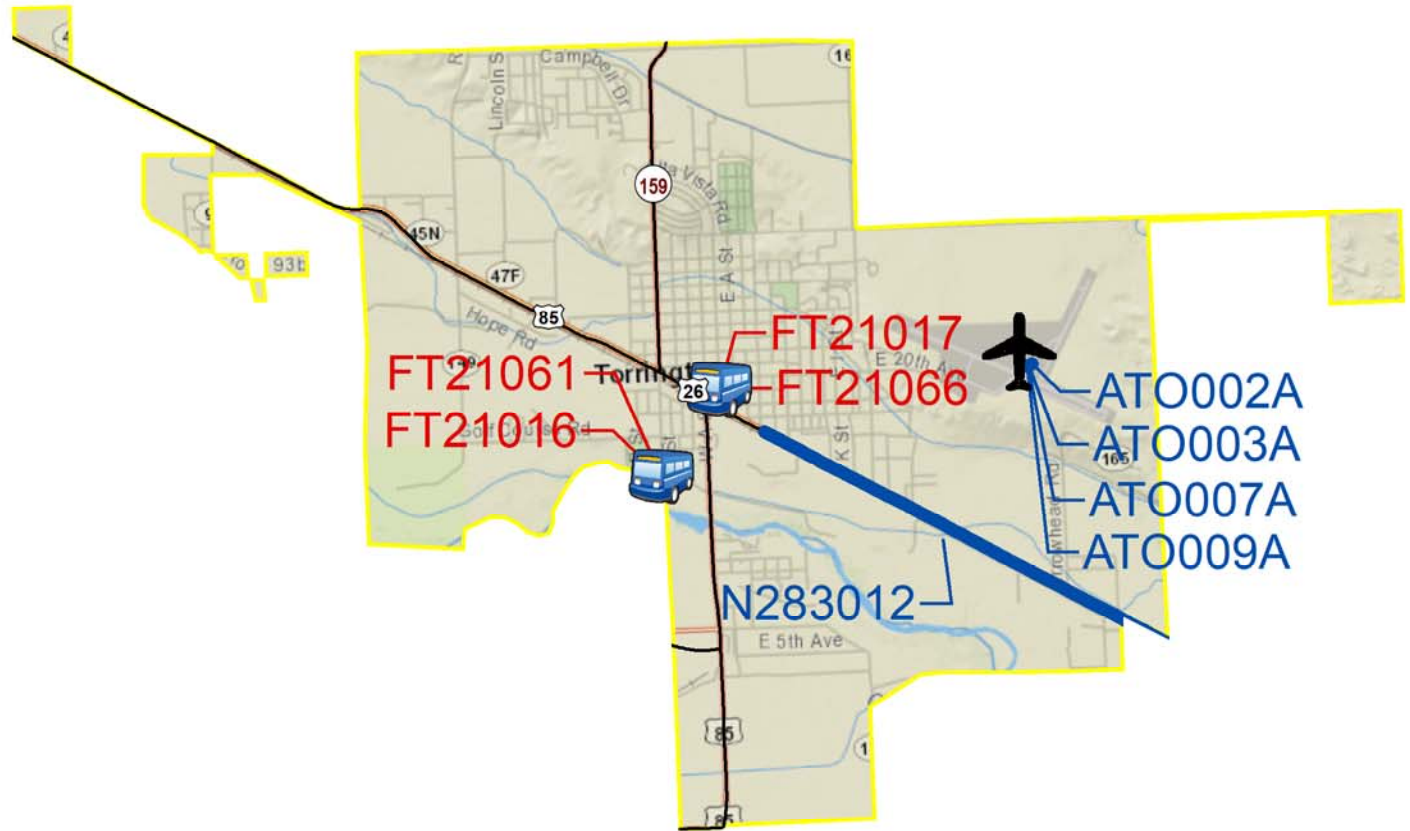


TORRINGTON INSET

Key to FY 2021 STIP



MAP KEY





Wyoming Department of Transportation
5300 Bishop Blvd
Cheyenne, WY 82009

STATE TRANSPORTATION IMPROVEMENT PROJECTS ENGINEERING & CONSTRUCTION

WYCN002B

Goshen County

Transportation Projects

Fiscal Year: 2021

Trans Comm Dist	Project		General Location Detail Location	Begin RM	End RM	Length	Character of Work	Cost \$1,000						
								PE FY	PE	CE & CON	TOTAL	FED	ST	OTH
1	HRRR	HR19201	GOSHEN COUNTY VARIOUS COUNTY ROADS CENTERLINE MARKINGS LPA-GOSHEN COUNTY	0.00	1.02	1.02	SAFETY IMPROVEMENTS	2020	5	105	110	99	0	10
1	RHC-P	N853094	GOSHEN COUNTY SILVER TIP/US 85/UPRR 816334P	82.23	82.23	0.00	RAILROAD	2020	20	276	296	268	0	28
FY TOTAL:						1.02			\$25	\$381	\$406	\$367	\$0	\$38

Communications Projects

Fiscal Year: 2021

Trans Comm Dist	Project		General Location Detail Location	Begin RM	End RM	Length	Character of Work	Cost \$1,000						
								PE FY	PE	CE & CON	TOTAL	FED	ST	OTH
1	STP	WLNK014	GOSHEN COUNTY HIGH POINT FOR GOSHEN COUNTY ADJACENT TO THE FAA RADAR DOME	0.00	0.00	0.00	SAFETY IMPROVEMENTS		0	455	455	412	43	0
FY TOTAL:						0.00		\$0	\$455	\$455		\$412	\$43	\$0



Wyoming Department of Transportation
5300 Bishop Blvd
Cheyenne, WY 82009

STATE TRANSPORTATION IMPROVEMENT PROJECTS ENGINEERING & CONSTRUCTION

WYCN002B

Goshen County

Transit Projects

Fiscal Year: 2021

Trans Comm Dist	Project		General Location Eligible Provider	Funding Source	Character of Work	Cost \$1,000						
						PE FY	PE	CE & CON	TOTAL	FED	ST	OTH
1	FTA	FT21016	TORRINGTON DIVERSIFIED SERVICES, INC.	STATE	OPERATING/ADMIN/MAINT		0	52	52	0	49	3
1	FTA	FT21017	TORRINGTON GOSHEN COUNTY SENIOR FRIENDSHIP CENTER	5311	OPERATING/ADMIN/MAINT		0	230	230	212	0	18
1	FTA	FT21061	TORRINGTON DIVERSIFIED SERVICES, INC.	5339	PURCHASE ONE MINI-VAN		0	43	43	35	0	9
1	FTA	FT21066	TORRINGTON GOSHEN COUNTY SENIOR FRIENDSHIP CENTER	5339	PURCHASE ONE MINI-VAN		0	27	27	14	0	14
FY TOTAL:							\$0	\$352	\$352	\$261	\$49	\$44
Grand Total: 2021, Goshen County							\$25	\$1,188	\$1,213	\$1,040	\$92	\$82

Aeronautics Projects

Fiscal Year: 2022

Aero Comm Dist	Project		General Location		Character of Work	Cost \$1,000						
						PE FY	PE	CE & CON	TOTAL	FED	ST	OTH
1	AERO	ATO003A	TORRINGTON		PAVEMENT MAINTENANCE		0	150	150	0	135	15
FY TOTAL:							\$0	\$150	\$150	\$0	\$135	\$15
Grand Total: 2022, Goshen County							\$0	\$150	\$150	\$0	\$135	\$15

Transportation Projects

Fiscal Year: 2023

Trans Comm Dist	Project		General Location Detail Location	Begin RM	End RM	Length	Character of Work	Cost \$1,000						
								PE FY	PE	CE & CON	TOTAL	FED	ST	OTH
1	NHPP	N283012	TORRINGTON TO NEBRASKA US 26	48.63	56.26	7.63	PAVEMENT REHABILITATION	2020	117	3,262	3,379	3,057	321	0
FY TOTAL:							7.63		\$117	\$3,262	\$3,379	\$3,057	\$321	\$0



Wyoming Department of Transportation
5300 Bishop Blvd
Cheyenne, WY 82009

STATE TRANSPORTATION IMPROVEMENT PROJECTS ENGINEERING & CONSTRUCTION

WYCN002B

Goshen County

Aeronautics Projects

Fiscal Year: 2023

Aero Comm Dist	Project		General Location		Character of Work	Cost \$1,000						
						PE FY	PE	CE & CON	TOTAL	FED	ST	OTH
1	AERO	ATO007A	TORRINGTON		BUILDINGS		0	500	500	450	30	20
FY TOTAL:							\$0	\$500	\$500	\$450	\$30	\$20
Grand Total: 2023, Goshen County							\$117	\$3,762	\$3,879	\$3,507	\$351	\$20

Transportation Projects

Fiscal Year: 2024

Trans Comm Dist	Project		General Location Detail Location	Begin RM	End RM	Length	Character of Work	Cost \$1,000						
								PE FY	PE	CE & CON	TOTAL	FED	ST	OTH
1	SCP-TC	0803141	VETERAN TO YODER VETERAN ROAD/WY 154	14.10	23.12	9.02	PAVEMENT REHABILITATION	2021	147	3,331	3,478	3,148	331	0
1	NHPP	N853098	CHEYENNE TO HAWK SPRINGS HAWK SPRINGS SOUTH/US 85	66.30	72.30	6.00	PAVEMENT REHABILITATION	2021	219	2,899	3,118	2,821	296	0
FY TOTAL:						15.02			\$366	\$6,230	\$6,596	\$5,969	\$627	\$0

Aeronautics Projects

Fiscal Year: 2024

Aero Comm Dist	Project		General Location		Character of Work	Cost \$1,000						
						PE FY	PE	CE & CON	TOTAL	FED	ST	OTH
1	AERO	ATO002A	TORRINGTON		AIRPORT EQUIPMENT		0	150	150	0	135	15
FY TOTAL:							\$0	\$150	\$150	\$0	\$135	\$15
Grand Total: 2024, Goshen County							\$366	\$6,380	\$6,746	\$5,969	\$762	\$15



Wyoming Department of Transportation
5300 Bishop Blvd
Cheyenne, WY 82009

STATE TRANSPORTATION IMPROVEMENT PROJECTS ENGINEERING & CONSTRUCTION

WYCN002B

Goshen County

Transportation Projects

Fiscal Year: 2025

Trans Comm Dist	Project		General Location Detail Location	Begin RM	End RM	Length	Character of Work	Cost \$1,000						
								PE FY	PE	CE & CON	TOTAL	FED	ST	OTH
2	NHPP	N272018	GUERNSEY TO FORT LARAMIE US 26	20.01	23.22	3.21	PAVEMENT REHABILITATION	2022	476	6,615	7,090	6,416	674	0
FY TOTAL:						3.21			\$476	\$6,615	\$7,090	\$6,416	\$674	\$0

Aeronautics Projects

Fiscal Year: 2025

Aero Comm Dist	Project		General Location		Character of Work	Cost \$1,000						
						PE FY	PE	CE & CON	TOTAL	FED	ST	OTH
1	AERO	ATO009A	TORRINGTON		PLANNING STUDY		0	333	333	300	20	13
FY TOTAL:							\$0	\$333	\$333	\$300	\$20	\$13
Grand Total: 2025, Goshen County							\$476	\$6,948	\$7,423	\$6,716	\$694	\$13



Wyoming Department of Transportation
5300 Bishop Blvd
Cheyenne, WY 82009

STATE TRANSPORTATION IMPROVEMENT PROJECTS ENGINEERING & CONSTRUCTION

WYCN002B

Goshen County

Transportation Projects

Fiscal Year: 2026

Trans Comm Dist	Project		General Location Detail Location	Begin RM	End RM	Length	Character of Work	Cost \$1,000						
								PE FY	PE	CE & CON	TOTAL	FED	ST	OTH
1	STP	0802192	HUNTLEY TABLE MOUNTAIN ROAD/WY 158	0.00	8.02	8.02	PAVEMENT RESURFACE	2023	49	2,553	2,602	2,354	247	0
1	STP	0811005	YODER TO HUNTLEY WY 161	0.00	7.03	7.03	PAVEMENT REHABILITATION	2021	342	5,000	5,342	4,834	508	0
1	NHPP	N853099	MERIDEN TO HAWK SPRINGS BEAR CREEK SECTION/US 85	56.65	66.00	9.35	PAVEMENT REHABILITATION	2023	759	11,078	11,837	10,712	1,126	0
FY TOTAL:						24.40			\$1,150	\$18,631	\$19,781	\$17,900	\$1,881	\$0
Grand Total: 2026, Goshen County									\$1,150	\$18,631	\$19,781	\$17,900	\$1,881	\$0



Wyoming Department of Transportation
5300 Bishop Blvd
Cheyenne, WY 82009

STATE TRANSPORTATION IMPROVEMENT PROJECTS COUNTY TOTAL

WYCN00102SUM

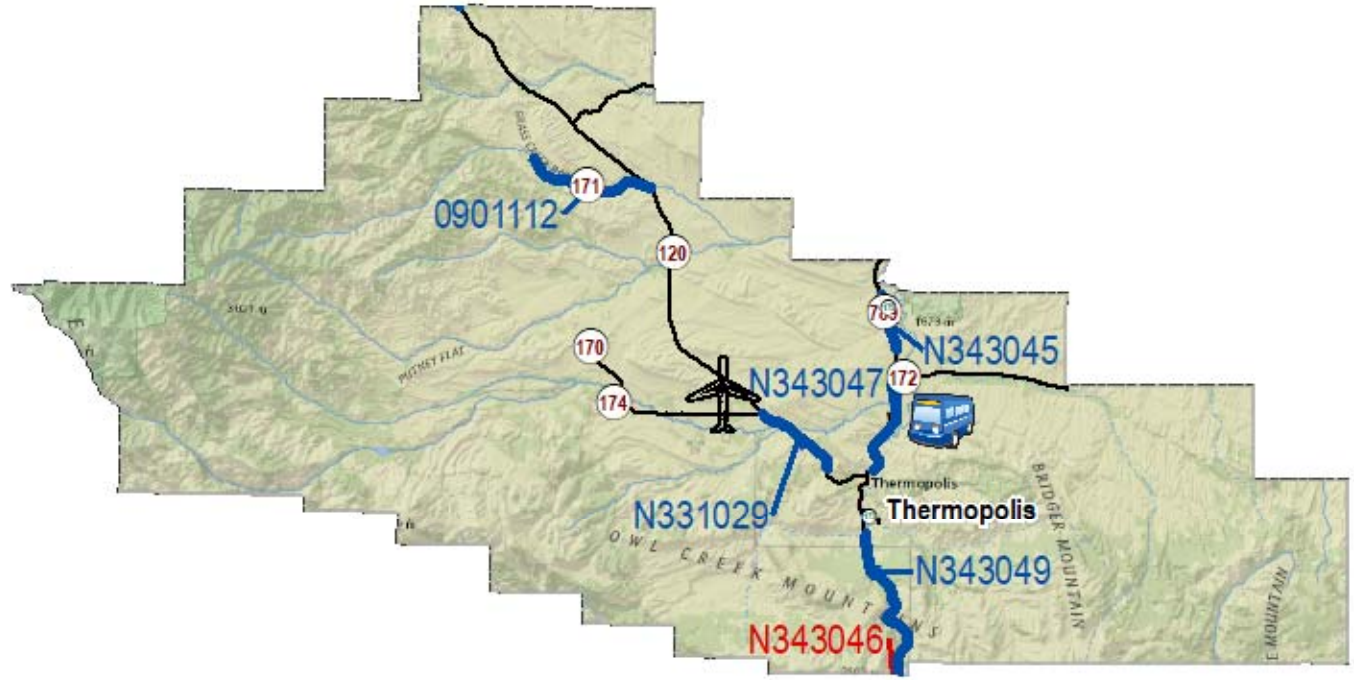
County		Transportation Projects	Capital Improvement Projects	Communications Projects	Transit Projects	Aeronautics Projects	Total
Goshen	2021	\$406,000	\$0	\$455,000	\$352,000	\$0	\$1,213,000
	2022	\$0	\$0	\$0	\$0	\$150,000	\$150,000
	2023	\$3,379,000	\$0	\$0	\$0	\$500,000	\$3,879,000
	2024	\$6,596,000	\$0	\$0	\$0	\$150,000	\$6,746,000
	2025	\$7,090,000	\$0	\$0	\$0	\$333,000	\$7,423,000
	2026	\$19,781,000	\$0	\$0	\$0	\$0	\$19,781,000
	Total	\$37,252,000	\$0	\$455,000	\$352,000	\$1,133,000	\$39,192,000

HOTSPRINGS COUNTY

Key to FY 2021 STIP



MAP KEY





Wyoming Department of Transportation
5300 Bishop Blvd
Cheyenne, WY 82009

STATE TRANSPORTATION IMPROVEMENT PROJECTS ENGINEERING & CONSTRUCTION

WYCN002B

Hot Springs County

Transportation Projects

Fiscal Year: 2021

Trans Comm Dist	Project		General Location Detail Location	Begin RM	End RM	Length	Character of Work	Cost \$1,000						
								PE FY	PE	CE & CON	TOTAL	FED	ST	OTH
5	NHPP-GM	N343046	SHOSHONI TO THERMOPOLIS WIND RIVER CANYON/US 20/WY 789	113.00	128.00	15.00	SLIDE REPAIR	2016	110	7,865	7,975	7,217	758	0
FY TOTAL:									\$110	\$7,865	\$7,975	\$7,217	\$758	\$0

Transit Projects

Fiscal Year: 2021

Trans Comm Dist	Project		General Location Eligible Provider	Funding Source	Character of Work	Cost \$1,000						
						PE FY	PE	CE & CON	TOTAL	FED	ST	OTH
5	FTA	FT21019	THERMOPOLIS HOT SPRINGS COUNTY SENIOR CITIZENS CENTER, INC.	5311	OPERATING/ADMIN/MAINT		0	70	70	68	0	3
FY TOTAL:						\$0	\$70	\$70		\$68	\$0	\$3
Grand Total: 2021, Hot Springs County						\$110	\$7,935	\$8,045		\$7,285	\$758	\$3



Wyoming Department of Transportation
5300 Bishop Blvd
Cheyenne, WY 82009

STATE TRANSPORTATION IMPROVEMENT PROJECTS ENGINEERING & CONSTRUCTION

WYCN002B

Hot Springs County

Transportation Projects

Fiscal Year: 2023

Trans Comm Dist	Project		General Location Detail Location	Begin RM	End RM	Length	Character of Work	Cost \$1,000							
								PE FY	PE	CE & CON	TOTAL	FED	ST	OTH	
5	HSIP	N343045	THERMOPOLIS TO WORLAND US 20/WY 789	141.78	145.50	3.72	GRADING	2018	100	2,039	2,139	1,935	203	0	
5	NHPP	N343047	THERMOPOLIS TO KIRBY NORTH THERMOPOLIS US 20/WY 789/STRUCTURE NO. CCC	133.20	139.80	6.60	PAVEMENT RESURFACE	2020	157	4,281	4,438	4,016	422	0	
FY TOTAL:								10.32		\$257	\$6,320	\$6,577	\$5,951	\$625	\$0

Aeronautics Projects

Fiscal Year: 2023

Aero Comm Dist	Project		General Location		Character of Work	Cost \$1,000						
						PE FY	PE	CE & CON	TOTAL	FED	ST	OTH
4	AERO	AHS010A	HOT SPRINGS COUNTY		PLANNING STUDY		0	364	364	0	328	36
FY TOTAL:							\$0	\$364	\$364	\$0	\$328	\$36
Grand Total: 2023, Hot Springs County							\$257	\$6,684	\$6,941	\$5,951	\$953	\$36

Transportation Projects

Fiscal Year: 2024

Trans Comm Dist	Project		General Location Detail Location	Begin RM	End RM	Length	Character of Work	Cost \$1,000						
								PE FY	PE	CE & CON	TOTAL	FED	ST	OTH
5	SCP-TC	N331029	THERMOPOLIS TO MEETEETSE OWL CREEK/WY 120	3.27	8.18	4.91	PAVEMENT RESURFACE	2021	115	3,293	3,408	3,084	324	0
FY TOTAL:									115	3,293	3,408	3,084	324	0



Wyoming Department of Transportation
5300 Bishop Blvd
Cheyenne, WY 82009

STATE TRANSPORTATION IMPROVEMENT PROJECTS ENGINEERING & CONSTRUCTION

WYCN002B

Hot Springs County

Aeronautics Projects

Fiscal Year: 2024

Aero Comm Dist	Project		General Location		Character of Work	Cost \$1,000						
						PE FY	PE	CE & CON	TOTAL	FED	ST	OTH
4	AERO	AHS002A	THERMOPOLIS		AIRPORT EQUIPMENT		0	500	500	450	30	20
FY TOTAL:							\$0	\$500	\$500	\$450	\$30	\$20
Grand Total: 2024, Hot Springs County							\$115	\$3,793	\$3,908	\$3,534	\$354	\$20

Transportation Projects

Fiscal Year: 2026

Trans Comm Dist	Project		General Location Detail Location	Begin RM	End RM	Length	Character of Work	Cost \$1,000						
								PE FY	PE	CE & CON	TOTAL	FED	ST	OTH
5	STP	0901112	GRASS CREEK WY 171	0.00	8.63	8.63	PAVEMENT REHABILITATION	2020	135	3,162	3,296	2,983	314	0
5	NHPP	N343049	SHOSHONI TO THERMOPOLIS US 20/WY 789	116.44	128.32	11.88	PAVEMENT REHABILITATION	2023	270	7,167	7,437	6,730	707	0
FY TOTAL:						20.51			\$405	\$10,329	\$10,733	\$9,713	\$1,021	\$0
Grand Total: 2026, Hot Springs County									\$405	\$10,329	\$10,733	\$9,713	\$1,021	\$0



Wyoming Department of Transportation
5300 Bishop Blvd
Cheyenne, WY 82009

STATE TRANSPORTATION IMPROVEMENT PROJECTS COUNTY TOTAL

WYCN00102SUM

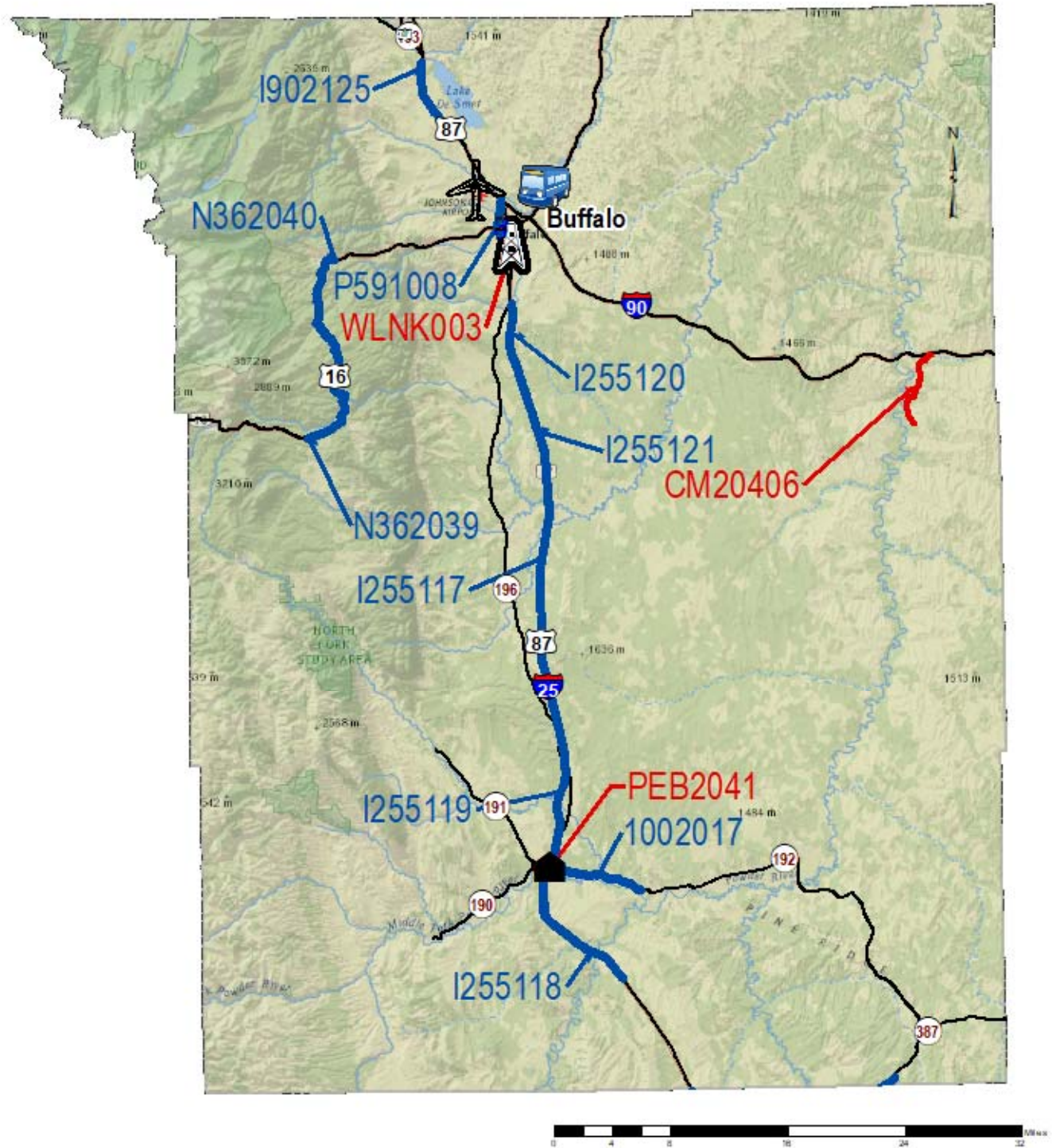
County		Transportation Projects	Capital Improvement Projects	Communications Projects	Transit Projects	Aeronautics Projects	Total
Hot Springs	2021	\$7,975,000	\$0	\$0	\$70,000	\$0	\$8,045,000
	2023	\$6,577,000	\$0	\$0	\$0	\$364,000	\$6,941,000
	2024	\$3,408,000	\$0	\$0	\$0	\$500,000	\$3,908,000
	2026	\$10,733,000	\$0	\$0	\$0	\$0	\$10,733,000
	Total	\$28,693,000	\$0	\$0	\$70,000	\$864,000	\$29,627,000

JOHNSON COUNTY

Key to FY 2021 STIP



MAP KEY





Wyoming Department of Transportation
5300 Bishop Blvd
Cheyenne, WY 82009

STATE TRANSPORTATION IMPROVEMENT PROJECTS ENGINEERING & CONSTRUCTION

WYCN002B

Johnson County

Transportation Projects

Fiscal Year: 2021

Trans Comm Dist	Project		General Location Detail Location	Begin RM	End RM	Length	Character of Work	Cost \$1,000						
								PE FY	PE	CE & CON	TOTAL	FED	ST	OTH
4	CM	CM20406	JOHNSON COUNTY VARIOUS LOCATIONS LPA-JOHNSON COUNTY	0.00	6.00	6.00	ENVIRONMENTAL		0	512	512	410	0	102
FY TOTAL:									\$0	\$512	\$512	\$410	\$0	\$102

Capital Improvement Projects

Fiscal Year: 2021

Trans Comm Dist	Project		General Location Detail Location	Begin RM	End RM		Character of Work	Cost \$1,000						
								PE FY	PE	CE & CON	TOTAL	FED	ST	OTH
4	PEB	PEB2041	KAYCEE BUILDING 6197	0.00	0.00		INSTALL EMERGENCY GENERATOR		0	20	20	0	20	0
FY TOTAL:									\$0	\$20	\$20	\$0	\$20	\$0

Communications Projects

Fiscal Year: 2021

Trans Comm Dist	Project		General Location Detail Location	Begin RM	End RM	Length	Character of Work	Cost \$1,000						
								PE FY	PE	CE & CON	TOTAL	FED	ST	OTH
4	STP	WLNK003	BUFFALO EAST OF I-25 ADJACENT TO EXIT 298	0.00	0.00	0.00	SAFETY IMPROVEMENTS		0	50	50	45	5	0
FY TOTAL:									\$0	\$50	\$50	\$45	\$5	\$0



Wyoming Department of Transportation
5300 Bishop Blvd
Cheyenne, WY 82009

STATE TRANSPORTATION IMPROVEMENT PROJECTS ENGINEERING & CONSTRUCTION

WYCN002B

Johnson County

Transit Projects

Fiscal Year: 2021

Trans Comm Dist	Project		General Location Eligible Provider	Funding Source	Character of Work	Cost \$1,000						
						PE FY	PE	CE & CON	TOTAL	FED	ST	OTH
4	FTA	FT21020	BUFFALO BUFFALO SENIOR CENTER, INC.	5311	OPERATING/ADMIN/MAINT		0	161	161	152	0	8
4	FTA	FT21052	BUFFALO BUFFALO SENIOR CENTER, INC.	5339	CAPITAL/SOFTWARE		0	6	6	4	0	1
FY TOTAL:							\$0	\$167	\$167	\$156	\$0	\$9
Grand Total: 2021, Johnson County							\$0	\$749	\$749	\$611	\$25	\$111

Transportation Projects

Fiscal Year: 2022

Trans Comm Dist	Project		General Location Detail Location	Begin RM	End RM	Length	Character of Work	Cost \$1,000						
								PE FY	PE	CE & CON	TOTAL	FED	ST	OTH
4	NHPPI	I255120	KAYCEE TO BUFFALO TRABING ROAD SECTION/I-25	289.58	293.81	4.23	PAVEMENT REHABILITATION	2020	372	4,507	4,879	4,526	353	0
4	NHPP	N362039	TEN SLEEP TO BUFFALO US 16	63.37	68.96	5.59	PAVEMENT REHABILITATION	2020	322	3,863	4,185	3,787	398	0
FY TOTAL:						9.82			\$694	\$8,370	\$9,064	\$8,313	\$751	\$0
Grand Total: 2022, Johnson County									\$694	\$8,370	\$9,064	\$8,313	\$751	\$0



Wyoming Department of Transportation
5300 Bishop Blvd
Cheyenne, WY 82009

STATE TRANSPORTATION IMPROVEMENT PROJECTS ENGINEERING & CONSTRUCTION

WYCN002B

Johnson County

Transportation Projects

Fiscal Year: 2023

Trans Comm Dist	Project		General Location Detail Location	Begin RM	End RM	Length	Character of Work	Cost \$1,000						
								PE FY	PE	CE & CON	TOTAL	FED	ST	OTH
4	NHPPI	I255117	KAYCEE TO BUFFALO DISTRICT BOUNDARY NORTH/I-25	272.11	279.79	7.68	PAVEMENT REHABILITATION	2019	425	8,592	9,017	8,364	653	0
FY TOTAL:									\$425	\$8,592	\$9,017	\$8,364	\$653	\$0

Aeronautics Projects

Fiscal Year: 2023

Aero Comm Dist	Project		General Location		Character of Work	Cost \$1,000						
						PE FY	PE	CE & CON	TOTAL	FED	ST	OTH
5	AERO	ABY005A	BUFFALO		PAVEMENT REHABILITATION		0	500	500	450	30	20
FY TOTAL:							\$0	\$500	\$500	\$450	\$30	\$20
Grand Total: 2023, Johnson County							\$425	\$9,092	\$9,517	\$8,814	\$683	\$20

Transportation Projects

Fiscal Year: 2024

Trans Comm Dist	Project		General Location Detail Location	Begin RM	End RM	Length	Character of Work	Cost \$1,000							
								PE FY	PE	CE & CON	TOTAL	FED	ST	OTH	
4	NHPPI	I255118	CASPER TO KAYCEE TTT SECTION/I-25 SOUTHBOUND LANE STRUCTURE NO. AJU, AJW, AJZ, AKB, AKD, AKF	244.00	253.07	9.07	PAVEMENT REHABILITATION	2015	966	11,532	12,497	11,592	905	0	
4	STP	P591008	BUFFALO I-25/I-90 INTERCHANGE WY 196 JUNCTION/US 16	298.02	301.34	3.32	PAVEMENT REHABILITATION	2019	166	6,694	6,860	6,207	652	0	
FY TOTAL:								12.39		\$1,132	\$18,226	\$19,357	\$17,799	\$1,557	\$0



Wyoming Department of Transportation
5300 Bishop Blvd
Cheyenne, WY 82009

STATE TRANSPORTATION IMPROVEMENT PROJECTS ENGINEERING & CONSTRUCTION

WYCN002B

Johnson County

Aeronautics Projects

Fiscal Year: 2024

Aero Comm Dist	Project		General Location		Character of Work	Cost \$1,000						
						PE FY	PE	CE & CON	TOTAL	FED	ST	OTH
5	AERO	ABY005B	BUFFALO		PAVEMENT REHABILITATION		0	6,278	6,278	5,650	377	251
5	AERO	ABY006A	BUFFALO		PAVEMENT RECONSTRUCTION		0	220	220	0	176	44
5	AERO	ABY007A	BUFFALO		PAVEMENT MAINTENANCE		0	211	211	0	190	21
FY TOTAL:							\$0	\$6,709	\$6,709	\$5,650	\$743	\$316
Grand Total: 2024, Johnson County							\$1,132	\$24,935	\$26,066	\$23,449	\$2,300	\$316

Transportation Projects

Fiscal Year: 2025

Trans Comm Dist	Project		General Location Detail Location	Begin RM	End RM	Length	Character of Work	Cost \$1,000						
								PE FY	PE	CE & CON	TOTAL	FED	ST	OTH
4	STP	1002017	KAYCEE TO LINCH WY 192	0.00	6.80	6.80	PAVEMENT REHABILITATION	2020	144	1,997	2,141	1,937	204	0
4	NHPPI	I902125	SHERIDAN TO BUFFALO SHELL CREEK INTERCHANGE/I-90	45.14	50.75	5.61	PAVEMENT REHABILITATION	2022	829	11,533	12,361	11,467	895	0
FY TOTAL:						12.41			\$973	\$13,530	\$14,502	\$13,404	\$1,099	\$0
Grand Total: 2025, Johnson County									\$973	\$13,530	\$14,502	\$13,404	\$1,099	\$0



Wyoming Department of Transportation
5300 Bishop Blvd
Cheyenne, WY 82009

STATE TRANSPORTATION IMPROVEMENT PROJECTS ENGINEERING & CONSTRUCTION

WYCN002B

Johnson County

Transportation Projects

Fiscal Year: 2026

Trans Comm Dist	Project		General Location Detail Location	Begin RM	End RM	Length	Character of Work	Cost \$1,000						
								PE FY	PE	CE & CON	TOTAL	FED	ST	OTH
4	NHPPI	I255119	CASPER TO BUFFALO KAYCEE AREA/I-25	243.88	271.93	28.05	DRAINAGE REPAIR	2020	200	4,400	4,600	4,267	333	0
4	NHPPI	I255121	KAYCEE TO BUFFALO MIDDLE FORK SECTION/NORTHBOUND AND SOUTHBOUND LANES/I-25	279.71	289.58	9.87	PAVEMENT RESURFACE	2023	226	3,297	3,523	3,268	255	0
4	NHPP	N362040	BUFFALO TO TEN SLEEP US 16	68.96	80.09	11.13	PAVEMENT REHABILITATION	2023	636	9,292	9,928	8,984	944	0
FY TOTAL:						49.05			\$1,062	\$16,989	\$18,051	\$16,519	\$1,532	\$0
Grand Total: 2026, Johnson County									\$1,062	\$16,989	\$18,051	\$16,519	\$1,532	\$0



Wyoming Department of Transportation
5300 Bishop Blvd
Cheyenne, WY 82009

STATE TRANSPORTATION IMPROVEMENT PROJECTS COUNTY TOTAL

WYCN00102SUM

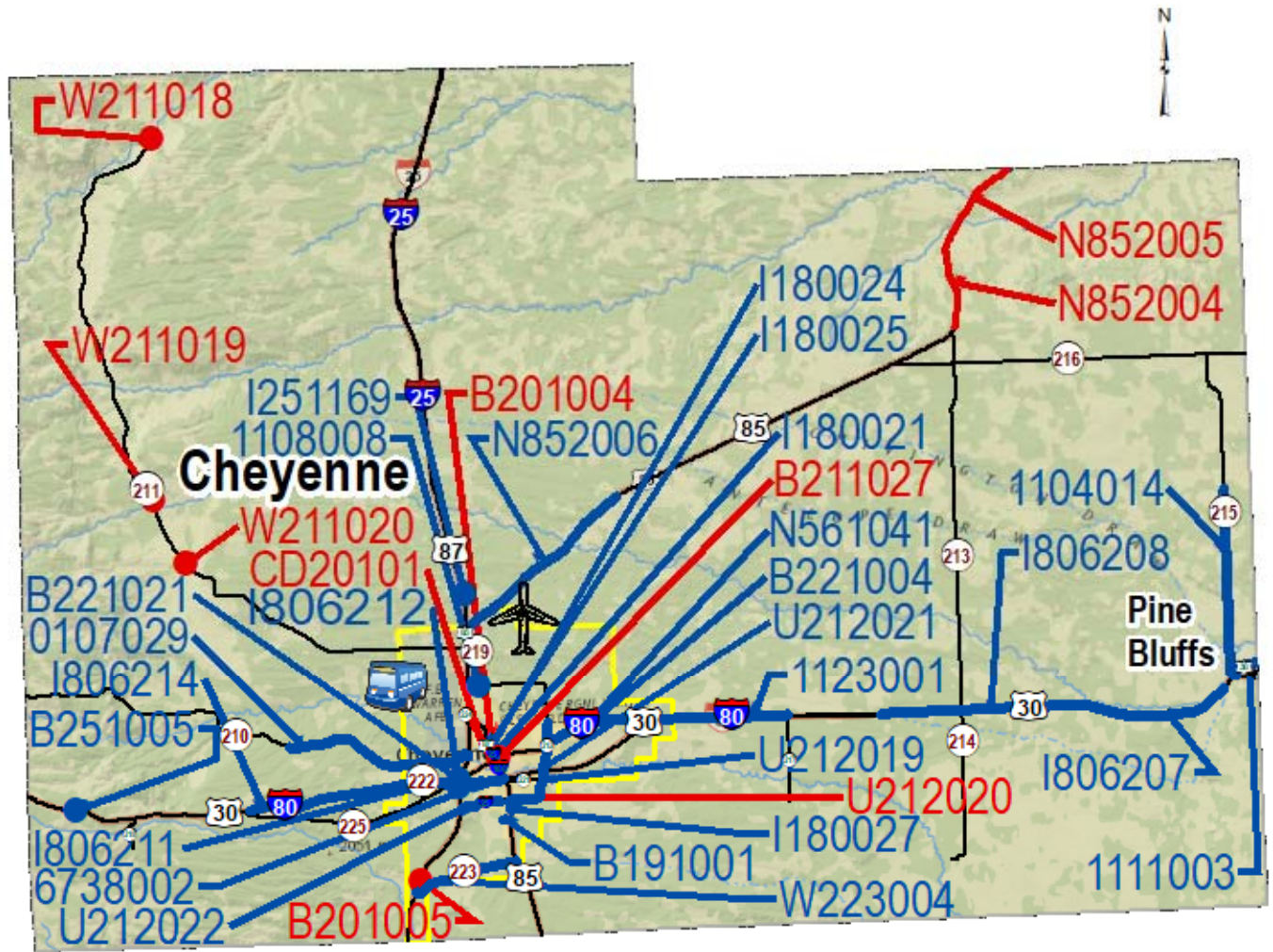
County		Transportation Projects	Capital Improvement Projects	Communications Projects	Transit Projects	Aeronautics Projects	Total
Johnson	2021	\$512,000	\$20,000	\$50,000	\$167,000	\$0	\$749,000
	2022	\$9,064,000	\$0	\$0	\$0	\$0	\$9,064,000
	2023	\$9,017,000	\$0	\$0	\$0	\$500,000	\$9,517,000
	2024	\$19,357,000	\$0	\$0	\$0	\$6,709,000	\$26,066,000
	2025	\$14,502,000	\$0	\$0	\$0	\$0	\$14,502,000
	2026	\$18,051,000	\$0	\$0	\$0	\$0	\$18,051,000
	Total	\$70,503,000	\$20,000	\$50,000	\$167,000	\$7,209,000	\$77,949,000

LARAMIE COUNTY

Key to FY 2021 STIP



MAP KEY



Key to FY 2021 STIP





Wyoming Department of Transportation
5300 Bishop Blvd
Cheyenne, WY 82009

STATE TRANSPORTATION IMPROVEMENT PROJECTS ENGINEERING & CONSTRUCTION

WYCN002B

Laramie County

Transportation Projects

Fiscal Year: 2021

Trans Comm Dist	Project		General Location Detail Location	Begin RM	End RM	Length	Character of Work	Cost \$1,000						
								PE FY	PE	CE & CON	TOTAL	FED	ST	OTH
1	STP-PM	B201004	TRANSPORTATION DISTRICT 1 VARIOUS LOCATIONS	9.74	10.14	0.40	PAVEMENT MAINTENANCE	2019	20	1,510	1,530	1,384	146	0
1	STP-BR	B201005	TRANSPORTATION DISTRICT 1 STRUCTURE NO. DER, AAJ, CRB, ABK, DEO	3.29	3.29	0.00	STRUCTURE REPAIR	2018	49	3,709	3,758	3,401	357	0
M	HSIP	B211027	CHEYENNE CHEYENNE STREETS/US 30 VARIOUS LOCATIONS	362.47	362.47	0.00	TRAFFIC SYSTEMS	2018	100	1,326	1,427	1,290	136	0
1	CD	CD20101	CHEYENNE PATHWAY CAREY AVENUE TO KENNEDY ROAD LPA-CITY OF CHEYENNE	101.02	103.25	2.23	COMMUNITY DEVELOPMENT	2020	41	500	541	433	0	108
1	SCP-TC	N852004	CHEYENNE TO TORRINGTON GUN BARREL NORTH/US 85	47.00	52.00	5.00	PAVEMENT REHABILITATION	2017	129	1,926	2,054	116	1,938	0
1	SCP-TC	N852005	CHEYENNE TO TORRINGTON MERIDEN/US 85 STRUCTURE NO. BWE, BWF	52.00	56.64	4.64	PAVEMENT REHABILITATION	2018	100	2,419	2,519	90	2,429	0
1	STP	U212020	CHEYENNE COLLEGE DRIVE/PEDESTRIAN UNDERPASS	3.50	4.20	0.70	COMMUNITY DEVELOPMENT	2020	10	1,610	1,620	208	1	1,411



Wyoming Department of Transportation
5300 Bishop Blvd
Cheyenne, WY 82009

STATE TRANSPORTATION IMPROVEMENT PROJECTS ENGINEERING & CONSTRUCTION

WYCN002B

Laramie County

Transportation Projects

Fiscal Year: 2021

Trans Comm Dist	Project		General Location Detail Location	Begin RM	End RM	Length	Character of Work	Cost \$1,000						
								PE FY	PE	CE & CON	TOTAL	FED	ST	OTH
1	RHC-P	W211018	LARAMIE COUNTY WY 211/JORDAN RANCH ROAD BNSF 245662D	42.94	42.94	0.00	RAILROAD		0	275	275	248	0	28
1	RHC-P	W211019	LARAMIE COUNTY WY 211/BNSF 245528S	20.89	20.89	0.00	RAILROAD		0	275	275	248	0	28
1	RHC-P	W211020	LARAMIE COUNTY WY 211 FEDERAL/BNSF 245526D	17.12	17.12	0.00	RAILROAD		0	275	275	248	0	28
FY TOTAL:						12.97			\$449	\$13,825	\$14,274	\$7,666	\$5,007	\$1,603

Transit Projects

Fiscal Year: 2021

Trans Comm Dist	Project		General Location Eligible Provider	Funding Source	Character of Work	Cost \$1,000						
						PE FY	PE	CE & CON	TOTAL	FED	ST	OTH
1	FTA	FT21041	CHEYENNE CITY OF CHEYENNE	STATE	OPERATING		0	199	199	0	199	0
1	FTA	FT21043	CHEYENNE WYDOT RTAP FUNDING	RTAP	RTAP		0	34	34	34	0	0
1	FTA	FT21048	PINE BLUFFS PINE BLUFFS SENIOR CITIZENS, INC.	5311	OPERATING/ADMIN/MAINT		0	24	24	23	0	1
1	FTA	FT21056	CHEYENNE CITY OF CHEYENNE TRANSIT PROGRAM	5339	BUS GARAGE PROJECT		0	1,300	1,300	1,040	0	260
1	FTA	FT21PAN	VARIOUS LOCATIONS PANTHER INTERNATIONAL	VAR	PLANNING		0	100	100	90	10	0
FY TOTAL:							\$0	\$1,657	\$1,657	\$1,187	\$209	\$261
Grand Total: 2021, Laramie County							\$449	\$15,482	\$15,931	\$8,853	\$5,216	\$1,864



Wyoming Department of Transportation
5300 Bishop Blvd
Cheyenne, WY 82009

STATE TRANSPORTATION IMPROVEMENT PROJECTS ENGINEERING & CONSTRUCTION

WYCN002B

Laramie County

Transportation Projects

Fiscal Year: 2022

Trans Comm Dist	Project		General Location Detail Location	Begin RM	End RM	Length	Character of Work	Cost \$1,000						
								PE FY	PE	CE & CON	TOTAL	FED	ST	OTH
1	HSIP	1108008	CHEYENNE YELLOWSTONE ROAD-FOUR MILE ROAD WY 219	2.00	2.00	0.00	TRAFFIC SYSTEMS	2019	27	426	453	410	43	0
1	STP	6738002	CHEYENNE PARSLEY BOULEVARD/I-80 STRUCTURE NO. AZD	0.79	1.08	0.29	BRIDGE REPLACEMENT	2018	80	4,394	4,473	4,048	425	0
1	STPU-CH	B221004	CHEYENNE LINCOLNWAY/CHRISTENSEN ROAD/ DELL RANGE/FOX GLOVE DRIVE/WHITNEY ROAD/US 30	367.49	368.24	0.75	RECONSTRUCTION	2018	22	7,116	7,138	6,459	0	679
1	STP-BR	B221021	TRANSPORTATION DISTRICT 1 I-25/STRUCTURE NO. AAV, AAW	9.14	9.14	0.00	STRUCTURE REPAIR	2019	52	1,714	1,766	1,598	168	0
1	NHPP	I180021	CHEYENNE WARREN AVENUE/LINCOLNWAY-24TH STREET I-180	9.76	10.30	0.54	PAVEMENT REHABILITATION	2018	165	3,558	3,723	3,369	354	0
1	STP	I180027	CHEYENNE SOUTH GREELEY HIGHWAY/US 85	6.73	7.06	0.33	DRAINAGE REPAIR	2019	30	618	647	586	62	0
FY TOTAL:						1.91			\$376	\$17,826	\$18,200	\$16,470	\$1,052	\$679



Wyoming Department of Transportation
5300 Bishop Blvd
Cheyenne, WY 82009

STATE TRANSPORTATION IMPROVEMENT PROJECTS ENGINEERING & CONSTRUCTION

WYCN002B

Laramie County

Aeronautics Projects

Fiscal Year: 2022

Aero Comm Dist	Project		General Location		Character of Work	Cost \$1,000						
						PE FY	PE	CE & CON	TOTAL	FED	ST	OTH
1	AERO	A82003A	PINE BLUFFS		PAVEMENT MAINTENANCE		0	167	167	0	150	17
1	AERO	ACY001E	CHEYENNE		PAVEMENT RECONSTRUCTION		0	3,200	3,200	3,000	120	80
1	AERO	ACY012A	CHEYENNE		PAVEMENT MAINTENANCE		0	859	859	0	773	86
FY TOTAL:							\$0	\$4,226	\$4,226	\$3,000	\$1,043	\$183
Grand Total: 2022, Laramie County							\$376	\$22,052	\$22,426	\$19,470	\$2,095	\$862

Transportation Projects

Fiscal Year: 2023

Trans Comm Dist	Project		General Location Detail Location	Begin RM	End RM	Length	Character of Work	Cost \$1,000						
								PE FY	PE	CE & CON	TOTAL	FED	ST	OTH
1	STP	1111003	PINE BLUFFS TO NEBRASKA EAST/US 30	401.76	403.02	1.26	PAVEMENT REHABILITATION	2019	23	1,341	1,364	1,234	130	0
1	NHPPI	I806207	CHEYENNE TO PINE BLUFFS PINE BLUFFS WEST/I-80 STRUCTURE NO. BAF, BAG, BAH, BAI	393.40	400.50	7.10	PAVEMENT REHABILITATION	2020	424	9,055	9,479	8,793	686	0
1	NHPPI	I806211	LARAMIE TO CHEYENNE ROUNDTOP - CENTRAL AVENUE INTERCHANGE/I-80 STRUCTURE NO. AYZ, AZA, AZF, AZG, AZH	357.70	362.00	4.30	PAVEMENT REHABILITATION	2018	87	7,733	7,820	7,254	566	0
1	SCP-TC	W223004	CHEYENNE TERRY RANCH ROAD/WY 223 STRUCTURE NO. CYD	0.00	5.69	5.69	PAVEMENT REHABILITATION	2017	38	4,139	4,177	34	4,143	0
FY TOTAL:						18.35			\$572	\$22,268	\$22,840	\$17,315	\$5,525	\$0



Wyoming Department of Transportation
5300 Bishop Blvd
Cheyenne, WY 82009

STATE TRANSPORTATION IMPROVEMENT PROJECTS ENGINEERING & CONSTRUCTION

WYCN002B

Laramie County

Aeronautics Projects

Fiscal Year: 2023

Aero Comm Dist	Project		General Location		Character of Work	Cost \$1,000						
						PE FY	PE	CE & CON	TOTAL	FED	ST	OTH
1	AERO	A82004A	PINE BLUFFS		PAVEMENT REHABILITATION		0	667	667	600	40	27
1	AERO	ACY001F	CHEYENNE		PAVEMENT RECONSTRUCTION		0	16,000	16,000	15,000	600	400
FY TOTAL:							\$0	\$16,667	\$16,667	\$15,600	\$640	\$427
Grand Total: 2023, Laramie County							\$572	\$38,935	\$39,507	\$32,915	\$6,165	\$427



Wyoming Department of Transportation
5300 Bishop Blvd
Cheyenne, WY 82009

STATE TRANSPORTATION IMPROVEMENT PROJECTS ENGINEERING & CONSTRUCTION

WYCN002B

Laramie County

Transportation Projects

Fiscal Year: 2024

Trans Comm Dist	Project		General Location Detail Location	Begin RM	End RM	Length	Character of Work	Cost \$1,000						
								PE FY	PE	CE & CON	TOTAL	FED	ST	OTH
1	SCP-TC	1104014	PINE BLUFFS TO ALBIN SOUTH SECTION/WY 215	0.00	9.85	9.85	PAVEMENT REHABILITATION	2021	133	2,673	2,806	2,539	267	0
1	STP	I180025	CHEYENNE WARREN AVENUE/24TH STREET- PERSHING BOULEVARD/I-180	10.27	10.76	0.49	PAVEMENT REHABILITATION	2020	31	1,808	1,839	1,664	175	0
1	SSP-TO	I251169	INTERSTATE 25 NORTH CHEYENNE/I-25	18.98	18.98	0.00	SAFETY IMPROVEMENTS	2017	18	465	483	0	482	0
1	STP	N561041	CHEYENNE PERSHING BOULEVARD/US/US 30 STRUCTURE NO. AZL & AZO	365.80	370.70	4.90	ADDITIONAL LANES	2017	975	13,878	14,853	13,440	1,413	0
1	STP	U212022	CHEYENNE COLLEGE I-25 S GREELEY	0.17	2.17	2.00	PAVEMENT REHABILITATION	2021	139	1,847	1,986	1,798	189	0
FY TOTAL:						17.24			\$1,296	\$20,671	\$21,967	\$19,441	\$2,526	\$0
Grand Total: 2024, Laramie County									\$1,296	\$20,671	\$21,967	\$19,441	\$2,526	\$0



Wyoming Department of Transportation
5300 Bishop Blvd
Cheyenne, WY 82009

STATE TRANSPORTATION IMPROVEMENT PROJECTS ENGINEERING & CONSTRUCTION

WYCN002B

Laramie County

Transportation Projects

Fiscal Year: 2025

Trans Comm Dist	Project		General Location Detail Location	Begin RM	End RM	Length	Character of Work	Cost \$1,000						
								PE FY	PE	CE & CON	TOTAL	FED	ST	OTH
1	STP	1123001	ARCHER TO HILLSDALE I-80 SERVICE ROAD	0.00	6.96	6.96	PAVEMENT RESURFACE	2019	87	2,706	2,793	2,527	266	0
1	STP-BR	B251005	TRANSPORTATION DISTRICT 1 STRUCTURE NO. AYB, AYC, ASV, AUO, AUP, AUS, AUT, AVW I-80	339.31	339.31	0.00	STRUCTURE REPAIR	2023	10	3,600	3,609	3,267	343	0
1	NHPPI	I806208	CHEYENNE TO PINE BLUFFS BURNS INTERCHANGE/I-80 STRUCTURE NO. BAA, AZZ, AZX, AZY, BAB, BAD, BAE, AZV, AZW	382.15	393.40	11.25	PAVEMENT REHABILITATION	2017	135	21,603	21,738	20,164	1,574	0
FY TOTAL:						18.21			\$232	\$27,909	\$28,140	\$25,958	\$2,183	\$0

Aeronautics Projects

Fiscal Year: 2025

Aero Comm Dist	Project		General Location		Character of Work	Cost \$1,000						
						PE FY	PE	CE & CON	TOTAL	FED	ST	OTH
1	AERO	A82007A	PINE BLUFFS		AIRPORT LIGHTING OR SIGNAGE		0	167	167	150	10	7
FY TOTAL:							\$0	\$167	\$167	\$150	\$10	\$7
Grand Total: 2025, Laramie County							\$232	\$28,076	\$28,307	\$26,108	\$2,193	\$7



Wyoming Department of Transportation
5300 Bishop Blvd
Cheyenne, WY 82009

STATE TRANSPORTATION IMPROVEMENT PROJECTS ENGINEERING & CONSTRUCTION

WYCN002B

Laramie County

Transportation Projects

Fiscal Year: 2026

Trans Comm Dist	Project		General Location Detail Location	Begin RM	End RM	Length	Character of Work	Cost \$1,000						
								PE FY	PE	CE & CON	TOTAL	FED	ST	OTH
1	STP	0107029	CHEYENNE HAPPY JACK ROAD/WY 210	0.00	10.38	10.38	PAVEMENT REHABILITATION	2020	205	12,803	13,008	11,771	1,237	0
1	NHF	I180024	CHEYENNE CENTRAL AVENUE/PERSHING BOULEVARD-22ND STREET/I-180	10.10	10.70	0.60	PAVEMENT REHABILITATION	2018	19	2,812	2,831	2,561	269	0
1	NHPPI	I806214	LARAMIE TO CHEYENNE OTTO ROAD SECTION/EASTBOUND LANE/I-80	348.50	357.68	9.18	PAVEMENT REHABILITATION	2023	553	8,068	8,620	7,996	624	0
1	NHPP	N852006	CHEYENNE TO TORRINGTON LODGEPOLE/US 85	17.29	27.30	10.01	PAVEMENT REHABILITATION	2023	429	6,265	6,694	6,057	637	0
1	STP	U212021	CHEYENNE COLLEGE DRIVE/FOX FARM-PERSHING BOULEVARD/WY 212	5.36	8.21	2.85	PAVEMENT REHABILITATION	2020	300	9,670	9,970	9,022	948	0
FY TOTAL:						33.02			\$1,506	\$39,618	\$41,123	\$37,407	\$3,715	\$0
Grand Total: 2026, Laramie County									\$1,506	\$39,618	\$41,123	\$37,407	\$3,715	\$0



Wyoming Department of Transportation
5300 Bishop Blvd
Cheyenne, WY 82009

STATE TRANSPORTATION IMPROVEMENT PROJECTS ENGINEERING & CONSTRUCTION

WYCN002B

Laramie County

Transportation Projects

Fiscal Year: Future Year

Trans Comm Dist	Project		General Location Detail Location	Begin RM	End RM	Length	Character of Work	Cost \$1,000						
								PE FY	PE	CE & CON	TOTAL	FED	ST	OTH
1	STPU-CH	B191001	LARAMIE COUNTY DIVISION AVENUE BETWEEN COLLEGE AND WALLICK AND WALLICK BETWEEN DIVISION AND US 85	99.56	99.81	0.25	NEW CONSTRUCTION	2017	326	6,134	6,460	5,845	0	614
1	NHPPI	I806212	INTERSTATE 25 TO INTERSTATE 80 I-25/I-80 INTERCHANGE	359.60	359.60	0.00	MODIFY INTERCHANGE		2,500	0	2,500	2,319	181	0
1	STP	U212019	CHEYENNE COLLEGE DRIVE/SOUTH GREELEY-FOX FARM ROAD/WY 212	2.70	5.10	2.40	ADDITIONAL LANES	2019	1,342	18,545	19,887	17,996	0	1,891
FY TOTAL:						2.65			\$4,168	\$24,679	\$28,847	\$26,160	\$181	\$2,505
Grand Total: Future Year, Laramie County									\$4,168	\$24,679	\$28,847	\$26,160	\$181	\$2,505



Wyoming Department of Transportation
5300 Bishop Blvd
Cheyenne, WY 82009

STATE TRANSPORTATION IMPROVEMENT PROJECTS COUNTY TOTAL

WYCN00102SUM

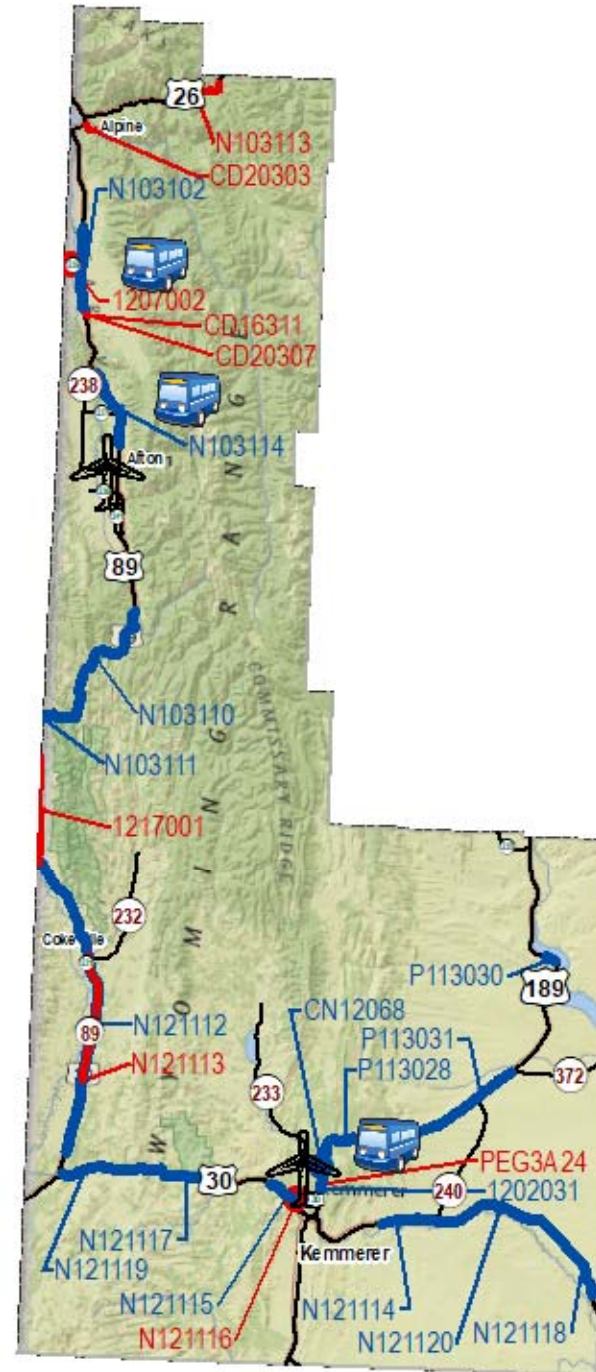
County		Transportation Projects	Capital Improvement Projects	Communications Projects	Transit Projects	Aeronautics Projects	Total
Laramie	2021	\$14,274,000	\$0	\$0	\$1,657,000	\$0	\$15,931,000
	2022	\$18,200,000	\$0	\$0	\$0	\$4,226,000	\$22,426,000
	2023	\$22,840,000	\$0	\$0	\$0	\$16,667,000	\$39,507,000
	2024	\$21,967,000	\$0	\$0	\$0	\$0	\$21,967,000
	2025	\$28,140,000	\$0	\$0	\$0	\$167,000	\$28,307,000
	2026	\$41,123,000	\$0	\$0	\$0	\$0	\$41,123,000
	Future Year	\$28,847,000	\$0	\$0	\$0	\$0	\$28,847,000
	Total	\$175,391,000	\$0	\$0	\$1,657,000	\$21,060,000	\$198,108,000

LINCOLN COUNTY

Key to FY 2021 STIP



MAP KEY





Wyoming Department of Transportation
5300 Bishop Blvd
Cheyenne, WY 82009

STATE TRANSPORTATION IMPROVEMENT PROJECTS ENGINEERING & CONSTRUCTION

WYCN002B

Lincoln County

Transportation Projects

Fiscal Year: 2021

Trans Comm Dist	Project		General Location Detail Location	Begin RM	End RM	Length	Character of Work	Cost \$1,000						
								PE FY	PE	CE & CON	TOTAL	FED	ST	OTH
3	STP	1207002	FREEDOM SALT RIVER BRIDGE/WY 239 STRUCTURE NO. CSD	0.94	0.94	0.00	STRUCTURE REPAIR	2019	9	207	216	195	20	0
3	NHPP	1217001	BORDER JUNCTION TO IDAHO US 30/WY 89	45.43	54.93	9.50	PAVEMENT REHABILITATION	2018	183	5,327	5,510	4,986	524	0
3	CD	CD16311	THAYNE THAYNE/WRIGHT STREET/VAN NOY PARKWAY LPA - TOWN OF THAYNE	100.00	100.12	0.11	COMMUNITY DEVELOPMENT	2018	16	144	160	128	0	32
3	CD	CD20303	ALPINE GREYS RIVER ROAD/NEAR ALPINE DRIVE TO NELSON LANE LPA-TOWN OF ALPINE	100.07	100.74	0.67	COMMUNITY DEVELOPMENT	2020	50	591	642	513	0	128
3	CD	CD20307	THAYNE LIGHTING TOWN PARK FROM VANNOY PARKWAY TO MYERS STREET LPA-TOWN OF THAYNE	0.00	0.00	0.00	COMMUNITY DEVELOPMENT	2020	10	90	101	80	0	20
3	NHPP	N103113	ALPINE JUNCTION TO HOBACK JUNCTION ELBOW SECTION/US 26/89	127.03	131.99	4.96	PAVEMENT REHABILITATION	2019	270	3,212	3,482	3,151	331	0
3	SCP-TC	N121113	BORDER JUNCTION TO SAGE JUNCTION COKEVILLE SECTION US 30/WY 89	9.76	21.30	11.54	PAVEMENT REHABILITATION	2019	362	5,942	6,304	327	5,976	0



Wyoming Department of Transportation
5300 Bishop Blvd
Cheyenne, WY 82009

STATE TRANSPORTATION IMPROVEMENT PROJECTS ENGINEERING & CONSTRUCTION

WYCN002B

Lincoln County

Transportation Projects

Fiscal Year: 2021

Trans Comm Dist	Project		General Location Detail Location	Begin RM	End RM	Length	Character of Work	Cost \$1,000						
								PE FY	PE	CE & CON	TOTAL	FED	ST	OTH
3	CM	N121116	KEMMERER TO PORT OF ENTRY KEMMERER PORT OF ENTRY/US 30	52.49	52.49	0.00	PORT OF ENTRY	2019	40	413	453	410	43	0
3	ARSCT	PEG3A24	KEMMERER CITY OF KEMMERER PURCHASE CRUSHED MATERIAL	0.00	0.00	0.00	GENERAL MAINTENANCE	2020	1	28	29	0	0	30
FY TOTAL:				26.78					\$941	\$15,954	\$16,897	\$9,790	\$6,894	\$210

Transit Projects

Fiscal Year: 2021

Trans Comm Dist	Project		General Location Eligible Provider	Funding Source	Character of Work	Cost \$1,000						
						PE FY	PE	CE & CON	TOTAL	FED	ST	OTH
3	FTA	FT21021	AFTON STAR VALLEY SENIOR CITIZENS, INC.	5311	OPERATING/ADMIN/MAINT		0	21	21	19	0	2
3	FTA	FT21022	KEMMERER KEMMERER SENIOR CITIZENS ASSOCIATION	5311	OPERATING/ADMIN/MAINT		0	20	20	19	0	1
3	FTA	FT21023	THAYNE THAYNE SENIOR CENTER	5311	OPERATING/ADMIN/MAINT		0	25	25	23	0	2
FY TOTAL:							\$0	\$66	\$66	\$61	\$0	\$5



Wyoming Department of Transportation
5300 Bishop Blvd
Cheyenne, WY 82009

STATE TRANSPORTATION IMPROVEMENT PROJECTS ENGINEERING & CONSTRUCTION

WYCN002B

Lincoln County

Aeronautics Projects

Fiscal Year: 2021

Aero Comm Dist	Project		General Location		Character of Work	Cost \$1,000						
						PE FY	PE	CE & CON	TOTAL	FED	ST	OTH
2	AERO	AAF002A	AFTON		PAVEMENT MAINTENANCE		0	200	200	0	180	20
2	AERO	AEM002A	KEMMERER		BUILDINGS		0	333	333	300	20	13
2	AERO	AEM009A	KEMMERER		PAVEMENT MAINTENANCE		0	250	250	0	225	25
FY TOTAL:							\$0	\$783	\$783	\$300	\$425	\$58

Grand Total: 2021, Lincoln County

\$941 \$16,803 \$17,746 \$10,151 \$7,319 \$273



Wyoming Department of Transportation
5300 Bishop Blvd
Cheyenne, WY 82009

STATE TRANSPORTATION IMPROVEMENT PROJECTS ENGINEERING & CONSTRUCTION

WYCN002B

Lincoln County

Transportation Projects

Fiscal Year: 2022

Trans Comm Dist	Project		General Location Detail Location	Begin RM	End RM	Length	Character of Work	Cost \$1,000						
								PE FY	PE	CE & CON	TOTAL	FED	ST	OTH
3	STP- BROS	CN12068	LINCOLN COUNTY BRIDGE OVER HAMS FORK STRUCTURE NO. ETB	0.60	0.60	0.00	BRIDGE REPLACEMENT	2019	341	730	1,072	970	0	102
3	NHPP	N103114	AFTON TO THAYNE GROVER SECTION/US 26/89	87.26	94.40	7.14	PAVEMENT REHABILITATION	2020	422	5,069	5,492	4,969	522	0
3	NHPP	N121115	SAGE CREEK TO KEMMERER US 30 REALIGNMENT KEMMERER COAL MINE	49.70	52.10	2.40	NEW CONSTRUCTION	2018	850	19,477	20,327	4,869	4,869	10,588
3	STP	P113030	KEMMERER TO LA BARGE FONTENELLE RESERVOIR/US 189	73.05	74.02	0.97	DRAINAGE REPAIR	2019	20	505	525	475	50	0
3	STP	P113031	KEMMERER TO LA BARGE 240 SECTION/US 189	53.50	61.24	7.74	PAVEMENT REHABILITATION	2020	294	3,534	3,828	3,465	364	0
FY TOTAL:						18.25			\$1,927	\$29,315	\$31,244	\$14,748	\$5,805	\$10,690



Wyoming Department of Transportation
5300 Bishop Blvd
Cheyenne, WY 82009

STATE TRANSPORTATION IMPROVEMENT PROJECTS ENGINEERING & CONSTRUCTION

WYCN002B

Lincoln County

Aeronautics Projects

Fiscal Year: 2022

Aero Comm Dist	Project		General Location		Character of Work	Cost \$1,000						
						PE FY	PE	CE & CON	TOTAL	FED	ST	OTH
2	AERO	AEM007A	KEMMERER		FENCING		0	110	110	0	99	11
FY TOTAL:							\$0	\$110	\$110	\$0	\$99	\$11
Grand Total: 2022, Lincoln County							\$1,927	\$29,425	\$31,354	\$14,748	\$5,904	\$10,701

Transportation Projects

Fiscal Year: 2023

Trans Comm Dist	Project		General Location Detail Location	Begin RM	End RM	Length	Character of Work	Cost \$1,000						
								PE FY	PE	CE & CON	TOTAL	FED	ST	OTH
3	STP	1202031	FRONTIER TO HAMS FORK FRONTIER SECTION/WY 233	0.00	1.56	1.56	PAVEMENT REHABILITATION	2020	200	2,523	2,722	2,464	259	0
FY TOTAL:						1.56			\$200	\$2,523	\$2,722	\$2,464	\$259	\$0
Grand Total: 2023, Lincoln County									\$200	\$2,523	\$2,722	\$2,464	\$259	\$0



Wyoming Department of Transportation
5300 Bishop Blvd
Cheyenne, WY 82009

STATE TRANSPORTATION IMPROVEMENT PROJECTS ENGINEERING & CONSTRUCTION

WYCN002B

Lincoln County

Transportation Projects

Fiscal Year: 2024

Trans Comm Dist	Project		General Location Detail Location	Begin RM	End RM	Length	Character of Work	Cost \$1,000						
								PE FY	PE	CE & CON	TOTAL	FED	ST	OTH
3	SCP-TC	N103110	IDAHO TO SMOOT SMOOT SOUTH/US 26/89	64.00	72.08	8.08	PAVEMENT RESURFACE	2018	238	3,654	3,893	215	3,677	0
3	SCP-TC	N121118	KEMMERER TO GRANGER MOXA ARCH/US 30	79.10	87.20	8.10	PAVEMENT REHABILITATION	2021	500	9,669	10,169	9,202	967	0
FY TOTAL:				16.18					\$738	\$13,323	\$14,062	\$9,417	\$4,644	\$0

Aeronautics Projects

Fiscal Year: 2024

Aero Comm Dist	Project		General Location		Character of Work	Cost \$1,000								
						PE FY	PE	CE & CON	TOTAL	FED	ST	OTH		
2	AERO	AEM003A	KEMMERER		AIRPORT LIGHTING OR SIGNAGE		0	500	500	450	30	20		
2	AERO	AEM011A	KEMMERER		AIRPORT EQUIPMENT		0	125	125	0	113	13		
FY TOTAL:									\$0	\$625	\$625	\$450	\$143	\$33
Grand Total: 2024, Lincoln County							\$738	\$13,948	\$14,687	\$9,867	\$4,787	\$33		



Wyoming Department of Transportation
5300 Bishop Blvd
Cheyenne, WY 82009

STATE TRANSPORTATION IMPROVEMENT PROJECTS ENGINEERING & CONSTRUCTION

WYCN002B

Lincoln County

Transportation Projects

Fiscal Year: 2025

Trans Comm Dist	Project		General Location Detail Location	Begin RM	End RM	Length	Character of Work	Cost \$1,000						
								PE FY	PE	CE & CON	TOTAL	FED	ST	OTH
3	NHPP-RF	N121112	IDAHO TO SAGE JUNCTION US 30/WY 89	0.00	28.00	28.00	FENCING	2020	34	1,847	1,881	1,702	179	0
3	NHPP	N121114	KEMMERER TO GRANGER OPAL WEST/US 30	64.00	71.00	7.00	PAVEMENT REHABILITATION	2022	624	8,702	9,326	8,439	887	0
FY TOTAL:				35.00					\$658	\$10,549	\$11,207	\$10,141	\$1,066	\$0

Aeronautics Projects

Fiscal Year: 2025

Aero Comm Dist	Project		General Location		Character of Work	Cost \$1,000								
						PE FY	PE	CE & CON	TOTAL	FED	ST	OTH		
2	AERO	AAF012A	AFTON		PAVEMENT MAINTENANCE		0	200	200	0	180	20		
2	AERO	AEM012A	KEMMERER		PAVEMENT MAINTENANCE		0	250	250	0	225	25		
FY TOTAL:									\$0	\$450	\$450	\$0	\$405	\$45
Grand Total: 2025, Lincoln County							\$658	\$10,999	\$11,657	\$10,141	\$1,471	\$45		



Wyoming Department of Transportation
5300 Bishop Blvd
Cheyenne, WY 82009

STATE TRANSPORTATION IMPROVEMENT PROJECTS ENGINEERING & CONSTRUCTION

WYCN002B

Lincoln County

Transportation Projects

Fiscal Year: 2026

Trans Comm Dist	Project		General Location Detail Location	Begin RM	End RM	Length	Character of Work	Cost \$1,000						
								PE FY	PE	CE & CON	TOTAL	FED	ST	OTH
3	NHPP-PO	N103111	IDAHO TO SMOOT BORDER JUNCTION NORTH US 26/89	54.93	64.00	9.07	PAVEMENT RESURFACE	2023	48	2,485	2,534	2,293	241	0
3	NHPP	N121117	SAGE JUNCTION TO KEMMERER TWIN CREEK SECTION/US 30	38.00	45.80	7.80	PAVEMENT REHABILITATION	2020	170	4,964	5,134	4,646	488	0
3	NHPP	N121119	COKEVILLE TO SAGE JUNCTION SAGE EAST/US 30	29.89	38.30	8.41	PAVEMENT REHABILITATION	2023	323	4,715	5,038	4,559	479	0
3	NHPP	N121120	KEMMERER TO GRANGER OPAL EAST/US 30	71.00	79.10	8.10	PAVEMENT REHABILITATION	2023	500	10,355	10,855	9,823	1,032	0
3	STP	P113028	KEMMERER TO LA BARGE OYSTER RIDGE/US 189	41.40	53.50	12.10	PAVEMENT REHABILITATION	2017	71	7,104	7,175	6,492	682	0
FY TOTAL:						45.48			\$1,112	\$29,623	\$30,736	\$27,813	\$2,922	\$0
Grand Total: 2026, Lincoln County									\$1,112	\$29,623	\$30,736	\$27,813	\$2,922	\$0



Wyoming Department of Transportation
5300 Bishop Blvd
Cheyenne, WY 82009

STATE TRANSPORTATION IMPROVEMENT PROJECTS ENGINEERING & CONSTRUCTION

WYCN002B

Lincoln County

Transportation Projects

Fiscal Year: Future Year

Trans Comm Dist	Project		General Location Detail Location	Begin RM	End RM	Length	Character of Work	Cost \$1,000							
								PE FY	PE	CE & CON	TOTAL	FED	ST	OTH	
3	NHPP	N103102	THAYNE TO ALPINE THAYNE NORTH/US 89 STRUCTURE NO. BOG	100.28	107.90	7.62	RECONSTRUCTION	2007	800	29,599	30,399	27,508	2,891	0	
FY TOTAL:								7.62		\$800	\$29,599	\$30,399	\$27,508	\$2,891	\$0
Grand Total: Future Year, Lincoln County									\$800	\$29,599	\$30,399	\$27,508	\$2,891	\$0	



Wyoming Department of Transportation
5300 Bishop Blvd
Cheyenne, WY 82009

STATE TRANSPORTATION IMPROVEMENT PROJECTS COUNTY TOTAL

WYCN00102SUM

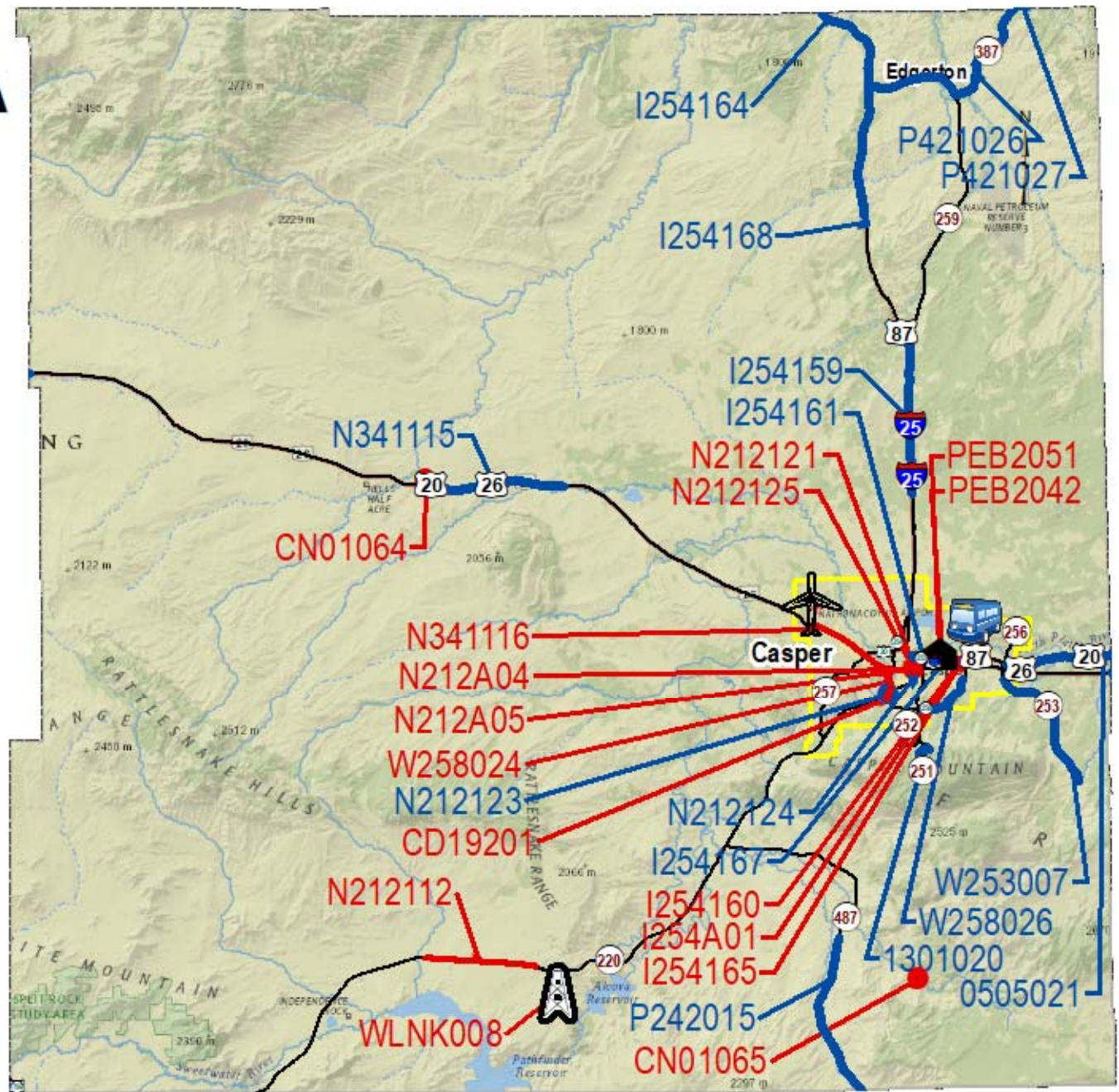
County		Transportation Projects	Capital Improvement Projects	Communications Projects	Transit Projects	Aeronautics Projects	Total
Lincoln	2021	\$16,897,000	\$0	\$0	\$66,000	\$783,000	\$17,746,000
	2022	\$31,244,000	\$0	\$0	\$0	\$110,000	\$31,354,000
	2023	\$2,722,000	\$0	\$0	\$0	\$0	\$2,722,000
	2024	\$14,062,000	\$0	\$0	\$0	\$625,000	\$14,687,000
	2025	\$11,207,000	\$0	\$0	\$0	\$450,000	\$11,657,000
	2026	\$30,736,000	\$0	\$0	\$0	\$0	\$30,736,000
	Future Year	\$30,399,000	\$0	\$0	\$0	\$0	\$30,399,000
	Total	\$137,267,000	\$0	\$0	\$66,000	\$1,968,000	\$139,301,000

NATRONA COUNTY

Key to FY 2021 STIP

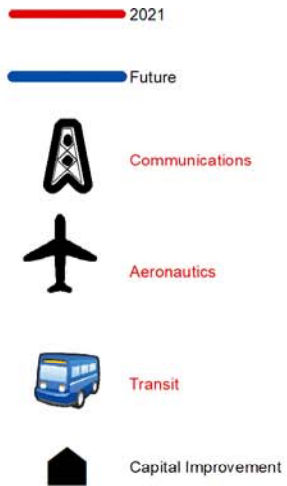


MAP KEY

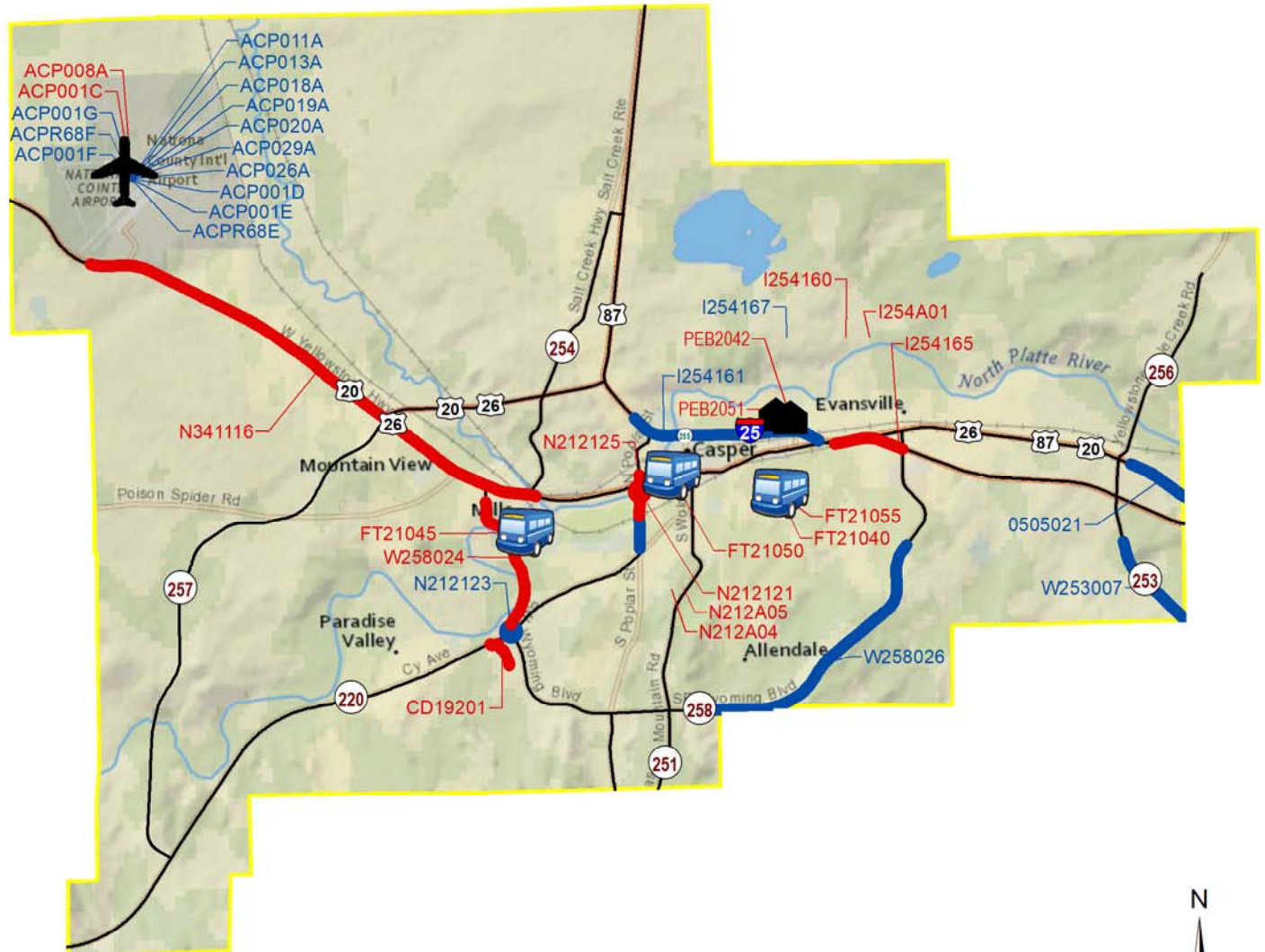


CASPER INSET

Key to FY 2021 STIP



MAP KEY





Wyoming Department of Transportation
5300 Bishop Blvd
Cheyenne, WY 82009

STATE TRANSPORTATION IMPROVEMENT PROJECTS ENGINEERING & CONSTRUCTION

WYCN002B

Natrona County

Transportation Projects

Fiscal Year: 2021

Trans Comm Dist	Project		General Location Detail Location	Begin RM	End RM	Length	Character of Work	Cost \$1,000						
								PE FY	PE	CE & CON	TOTAL	FED	ST	OTH
7	CD	CD19201	CASPER WYOMING BOULEVARD TO CY AVENUE AND WALMART BUSINESS ACCESS ROAD LPA-CITY OF CASPER	97.58	98.00	0.42	COMMUNITY DEVELOPMENT	2019	41	252	294	235	0	59
7	STP- BROS	CN01064	NATRONA COUNTY COUNTY ROAD 106 RIGHT OF WAY ESTIMATE 75K DOLLARS	0.30	0.30	0.00	BRIDGE REPLACEMENT	2011	302	1,624	1,926	1,742	0	183
7	STP- BROS	CN01065	NATRONA COUNTY COUNTY ROAD 402/STRUCTURE NO. DUI RIGHT OF WAY ESTIMATE 17K DOLLARS	9.38	9.38	0.00	BRIDGE REPLACEMENT	2011	209	932	1,141	1,032	0	108
7	NHPPI	I254160	CASPER CASPER MARGINAL/WALSH DRIVE/I-25 STRUCTURE NO. AHX, AHY	185.35	186.24	0.89	BRIDGE REPLACEMENT	2020	1,182	42,274	43,456	40,310	3,146	0
7	STP-E	I254165	CASPER WALSH DRIVE/I-25	185.35	185.45	0.10	COMMUNITY DEVELOPMENT	2020	5	359	364	338	0	26
7	ARSCT	I254A01	CASPER WALSH DRIVE/WATERLINE AND SANITARY SEWER	185.35	186.24	0.89	UTILITY		17	191	208	0	0	209
7	NHPP	N212112	MUDDY GAP TO CASPER PATHFINDER HILL WEST/WY 220	72.72	80.21	7.49	ADDITIONAL LANES	2016	250	6,054	6,304	5,704	600	0



Wyoming Department of Transportation
5300 Bishop Blvd
Cheyenne, WY 82009

STATE TRANSPORTATION IMPROVEMENT PROJECTS ENGINEERING & CONSTRUCTION

WYCN002B

Natrona County

Transportation Projects

Fiscal Year: 2021

Trans Comm Dist	Project		General Location Detail Location	Begin RM	End RM	Length	Character of Work	Cost \$1,000						
								PE FY	PE	CE & CON	TOTAL	FED	ST	OTH
7	NHPP	N212121	CASPER POPLAR-1ST STREET INTERCHANGE WY 220/STRUCTURE NO. BUN	116.07	116.57	0.50	MODIFY INTERSECTION	2016	1,129	24,231	25,360	22,949	2,412	0
7	STP-E	N212125	CASPER POPLAR STREET AND WEST 1ST STREET/WY 220	115.81	116.59	0.78	COMMUNITY DEVELOPMENT	2019	5	594	599	265	0	334
7	ARSCT	N212A04	CASPER POPLAR STREET AND WEST 1ST STREET/WY 220/UTILITY WORK	115.81	116.59	0.78	UTILITY	2019	5	1,345	1,350	0	0	1,350
7	ARSCT	N212A05	CASPER STRUCTURE NO. BUN/BRIDGE OVER NORTH PLATTE/CONDUIT	116.40	116.40	0.00	RECONSTRUCTION	2020	1	12	13	0	0	13
7	NHPP	N341116	CASPER TO MILLS WY 220 JUNCTION/US 20/26/87	3.87	10.37	6.50	PAVEMENT RESURFACE	2019	42	1,241	1,284	1,161	122	0
7	STP	W258024	CASPER WYOMING BOULEVARD/WY 258	8.07	9.90	1.83	PAVEMENT RESURFACE	2020	9	68	77	70	7	0
FY TOTAL:						20.18			\$3,197	\$79,177	\$82,376	\$73,806	\$6,287	\$2,282



Wyoming Department of Transportation
5300 Bishop Blvd
Cheyenne, WY 82009

STATE TRANSPORTATION IMPROVEMENT PROJECTS ENGINEERING & CONSTRUCTION

WYCN002B

Natrona County

Capital Improvement Projects

Fiscal Year: 2021

Trans Comm Dist	Project		General Location Detail Location	Begin RM	End RM		Character of Work	Cost \$1,000						
								PE FY	PE	CE & CON	TOTAL	FED	ST	OTH
7	PEB	PEB2042	CASPER BUILDING 6143	0.00	0.00		ELECTRICAL UPGRADES		0	60	60	0	60	0
7	PEB	PEB2051	CASPER SITE 6906	0.00	0.00		NEW STORAGE RACK		0	35	35	0	35	0
FY TOTAL:									\$0	\$95	\$95	\$0	\$95	\$0

Communications Projects

Fiscal Year: 2021

Trans Comm Dist	Project		General Location Detail Location	Begin RM	End RM	Length	Character of Work	Cost \$1,000						
								PE FY	PE	CE & CON	TOTAL	FED	ST	OTH
7	STP	WLNK008	ALCOVA SOUTHERN NATRONA COUNTY EAST OF ALCOVA RESERVOIR	0.00	0.00	0.00	SAFETY IMPROVEMENTS		0	435	435	393	41	0
FY TOTAL:						0.00		\$0	\$435	\$435		\$393	\$41	\$0



Wyoming Department of Transportation
5300 Bishop Blvd
Cheyenne, WY 82009

STATE TRANSPORTATION IMPROVEMENT PROJECTS ENGINEERING & CONSTRUCTION

WYCN002B

Natrona County

Transit Projects

Fiscal Year: 2021

Trans Comm Dist	Project		General Location Eligible Provider	Funding Source	Character of Work	Cost \$1,000						
						PE FY	PE	CE & CON	TOTAL	FED	ST	OTH
7	FTA	FT21040	CASPER CASPER AREA TRANSPORTATION COALITION, INC.	5311	OPERATING/ADMIN/MAINT		0	178	178	174	0	4
7	FTA	FT21045	MILLS TOWN OF MILLS	5311	OPERATING/ADMIN/MAINT		0	177	177	172	0	5
7	FTA	FT21055	CASPER CASPER AREA TRANSPORTATION COALITION, INC.	5339	PURCHASE ONE LIGHT-DUTY VAN		0	72	72	58	0	14
FY TOTAL:							\$0	\$427	\$427	\$404	\$0	\$23

Aeronautics Projects

Fiscal Year: 2021

Aero Comm Dist	Project		General Location		Character of Work	Cost \$1,000						
						PE FY	PE	CE & CON	TOTAL	FED	ST	OTH
3	AERO	ACP001C	CASPER		AIRCRAFT RESCUE FIRE TRAINING		0	60	60	0	54	6
3	AERO	ACP008A	CASPER		AIRPORT LIGHTING OR SIGNAGE		0	1,253	1,253	1,175	47	31
3	AERO	ACP029A	CASPER		PAVEMENT REHABILITATION		0	40	40	0	36	4
3	AERO	ACPR68F	CASPER		PAVEMENT REHABILITATION		0	800	800	0	800	0
FY TOTAL:							\$0	\$2,153	\$2,153	\$1,175	\$937	\$41
Grand Total: 2021, Natrona County							\$3,197	\$82,287	\$85,486	\$75,778	\$7,360	\$2,346



Wyoming Department of Transportation
5300 Bishop Blvd
Cheyenne, WY 82009

STATE TRANSPORTATION IMPROVEMENT PROJECTS ENGINEERING & CONSTRUCTION

WYCN002B

Natrona County

Transportation Projects

Fiscal Year: 2022

Trans Comm Dist	Project		General Location Detail Location	Begin RM	End RM	Length	Character of Work	Cost \$1,000						
								PE FY	PE	CE & CON	TOTAL	FED	ST	OTH
7	NHPPI	I254159	CASPER TO KAYCEE HORSE RANCH CREEK SOUTH I-25/NORTHBOUND AND SOUTHBOUND LANES STRUCTURE NO. AJA, AIZ, DOI	200.00	210.41	10.41	PAVEMENT REHABILITATION	2019	496	13,418	13,914	12,907	1,007	0
7	NHPPI	I254168	CASPER TO KAYCEE MIDWEST SECTION/I-25	219.00	227.12	8.12	PAVEMENT REHABILITATION	2020	1,317	15,814	17,132	15,890	1,240	0
FY TOTAL:				18.53					\$1,813	\$29,232	\$31,046	\$28,797	\$2,247	\$0

Aeronautics Projects

Fiscal Year: 2022

Aero Comm Dist	Project		General Location		Character of Work	Cost \$1,000						
						PE FY	PE	CE & CON	TOTAL	FED	ST	OTH
3	AERO	ACP001D	CASPER		AIRCRAFT RESCUE FIRE TRAINING		0	60	60	0	54	6
3	AERO	ACP018A	CASPER		BUILDINGS		0	280	280	0	224	56
3	AERO	ACP026A	CASPER		PAVEMENT REHABILITATION		0	1,400	1,400	1,313	53	35
3	AERO	ACPR68E	CASPER		PAVEMENT RECONSTRUCTION		0	660	660	0	660	0
FY TOTAL:							\$0	\$2,400	\$2,400	\$1,313	\$991	\$97
Grand Total: 2022, Natrona County							\$1,813	\$31,632	\$33,446	\$30,110	\$3,238	\$97



Wyoming Department of Transportation
5300 Bishop Blvd
Cheyenne, WY 82009

STATE TRANSPORTATION IMPROVEMENT PROJECTS ENGINEERING & CONSTRUCTION

WYCN002B

Natrona County

Transportation Projects

Fiscal Year: 2023

Trans Comm Dist	Project		General Location Detail Location	Begin RM	End RM	Length	Character of Work	Cost \$1,000						
								PE FY	PE	CE & CON	TOTAL	FED	ST	OTH
7	NHPPI-SIB	I254161	GLENROCK TO CASPER CASPER MARGINAL/I-25 STRUCTURE NO. AIJ, DKW, FDH, FDG, AIH, DKV	188.01	188.89	0.88	RECONSTRUCTION	2018	601	24,430	25,031	23,219	1,812	0
7	SCP-TC	N341115	CASPER TO SHOSHONI NATRONA WEST-POWDER RIVER US 20/26/87	30.06	39.60	9.54	PAVEMENT REHABILITATION	2019	257	7,147	7,404	232	7,171	0
FY TOTAL:				10.42					\$858	\$31,577	\$32,435	\$23,451	\$8,983	\$0

Aeronautics Projects

Fiscal Year: 2023

Aero Comm Dist	Project		General Location		Character of Work	Cost \$1,000						
						PE FY	PE	CE & CON	TOTAL	FED	ST	OTH
3	AERO	ACP001E	CASPER		AIRCRAFT RESCUE FIRE TRAINING		0	60	60	0	54	6
3	AERO	ACP013A	CASPER		BUILDINGS		0	1,253	1,253	1,175	47	31
FY TOTAL:							\$0	\$1,313	\$1,313	\$1,175	\$101	\$37
Grand Total: 2023, Natrona County							\$858	\$32,890	\$33,748	\$24,626	\$9,084	\$37



Wyoming Department of Transportation
5300 Bishop Blvd
Cheyenne, WY 82009

STATE TRANSPORTATION IMPROVEMENT PROJECTS ENGINEERING & CONSTRUCTION

WYCN002B

Natrona County

Transportation Projects

Fiscal Year: 2024

Trans Comm Dist	Project		General Location Detail Location	Begin RM	End RM	Length	Character of Work	Cost \$1,000						
								PE FY	PE	CE & CON	TOTAL	FED	ST	OTH
7	NHPPI	I254164	CASPER TO JOHNSON COUNTY COUNTY LINE SOUTH/I-25	227.12	234.85	7.73	PAVEMENT RESURFACE	2021	33	1,603	1,636	1,517	118	0
7	STP	N212123	CASPER CY AVENUE AND WYO BOULEVARD INTERCHANGE/WY 220	113.36	113.36	0.00	PAVEMENT REHABILITATION	2020	65	3,087	3,153	2,852	300	0
7	STP	N212124	CASPER POPLAR STREET/CY AVENUE-COLLINS STREET/WY 220	115.36	115.77	0.41	RECONSTRUCTION	2019	287	4,116	4,403	3,985	419	0
FY TOTAL:						8.14			\$385	\$8,806	\$9,192	\$8,354	\$837	\$0

Aeronautics Projects

Fiscal Year: 2024

Aero Comm Dist	Project		General Location		Character of Work	Cost \$1,000						
						PE FY	PE	CE & CON	TOTAL	FED	ST	OTH
3	AERO	ACP001F	CASPER		AIRCRAFT RESCUE FIRE TRAINING		0	60	60	0	54	6
3	AERO	ACP011A	CASPER		PAVEMENT EXPANSION		0	1,253	1,253	1,175	47	31
3	AERO	ACP019A	CASPER		BUILDINGS		0	250	250	0	200	50
3	AERO	ACP020A	CASPER		PAVEMENT MAINTENANCE		0	1,111	1,111	0	1,000	111
FY TOTAL:							\$0	\$2,674	\$2,674	\$1,175	\$1,301	\$198
Grand Total: 2024, Natrona County							\$385	\$11,480	\$11,866	\$9,529	\$2,138	\$198



Wyoming Department of Transportation
5300 Bishop Blvd
Cheyenne, WY 82009

STATE TRANSPORTATION IMPROVEMENT PROJECTS ENGINEERING & CONSTRUCTION

WYCN002B

Natrona County

Transportation Projects

Fiscal Year: 2025

Trans Comm Dist	Project		General Location Detail Location	Begin RM	End RM	Length	Character of Work	Cost \$1,000						
								PE FY	PE	CE & CON	TOTAL	FED	ST	OTH
7	NHPPI	I254167	GLENROCK TO CASPER CASPER MARGINAL/I-25 STRUCTURE NO. AIJ, DKW	186.45	188.01	1.56	RECONSTRUCTION	2020	1,945	25,573	27,517	25,525	1,992	0
7	STP	W253007	CASPER WY 253/CASPER HAT SIX	1.08	10.90	9.82	PAVEMENT REHABILITATION	2021	226	3,146	3,372	3,052	321	0
FY TOTAL:				11.38					\$2,171	\$28,719	\$30,889	\$28,577	\$2,313	\$0

Aeronautics Projects

Fiscal Year: 2025

Aero Comm Dist	Project		General Location		Character of Work	Cost \$1,000								
						PE FY	PE	CE & CON	TOTAL	FED	ST	OTH		
3	AERO	ACP001G	CASPER		AIRCRAFT RESCUE FIRE TRAINING		0	60	60	0	54	6		
FY TOTAL:									\$0	\$60	\$60	\$0	\$54	\$6
Grand Total: 2025, Natrona County							\$2,171	\$28,779	\$30,949	\$28,577	\$2,367	\$6		



Wyoming Department of Transportation
5300 Bishop Blvd
Cheyenne, WY 82009

STATE TRANSPORTATION IMPROVEMENT PROJECTS ENGINEERING & CONSTRUCTION

WYCN002B

Natrona County

Transportation Projects

Fiscal Year: 2026

Trans Comm Dist	Project		General Location Detail Location	Begin RM	End RM	Length	Character of Work	Cost \$1,000						
								PE FY	PE	CE & CON	TOTAL	FED	ST	OTH
7	STP	0505021	CASPER TO GLENROCK US 20/26/287/CASPER EAST SECTION	176.39	183.91	7.52	PAVEMENT REHABILITATION	2020	274	4,005	4,279	3,873	407	0
7	STP-GM	1301020	CASPER CASPER MOUNTAIN ROAD/WY 251	6.00	8.35	2.35	SLIDE REPAIR	2020	145	3,190	3,335	3,018	317	0
7	STP	P421026	EDGERTON SMOKEY GAP SECTION/WY 387	93.45	102.30	8.85	PAVEMENT REHABILITATION	2020	167	4,874	5,040	4,561	479	0
7	STP	P421027	EDGERTON TO WRIGHT MEADOW CREEK/WY 387	102.05	109.00	6.95	PAVEMENT REHABILITATION	2023	267	3,897	4,163	3,767	396	0
7	STP	W258026	CASPER WYOMING BLVD/WY 258	12.93	16.81	3.88	PAVEMENT REHABILITATION	2020	250	7,300	7,551	6,832	718	0
FY TOTAL:						29.55			\$1,103	\$23,266	\$24,368	\$22,051	\$2,317	\$0
Grand Total: 2026, Natrona County									\$1,103	\$23,266	\$24,368	\$22,051	\$2,317	\$0



Wyoming Department of Transportation
5300 Bishop Blvd
Cheyenne, WY 82009

STATE TRANSPORTATION IMPROVEMENT PROJECTS ENGINEERING & CONSTRUCTION

WYCN002B

Natrona County

Transportation Projects

Fiscal Year: Future Year

Trans Comm Dist	Project		General Location Detail Location	Begin RM	End RM	Length	Character of Work	Cost \$1,000						
								PE FY	PE	CE & CON	TOTAL	FED	ST	OTH
7	STP	P242015	SHIRLEY RIM TO CASPER COUNTY LINE NORTH/WY 487	47.20	59.00	11.80	RECONSTRUCTION	2019	503	16,695	17,198	15,563	1,636	0
FY TOTAL:						11.80			\$503	\$16,695	\$17,198	\$15,563	\$1,636	\$0
Grand Total: Future Year, Natrona County									\$503	\$16,695	\$17,198	\$15,563	\$1,636	\$0



Wyoming Department of Transportation
5300 Bishop Blvd
Cheyenne, WY 82009

STATE TRANSPORTATION IMPROVEMENT PROJECTS COUNTY TOTAL

WYCN00102SUM

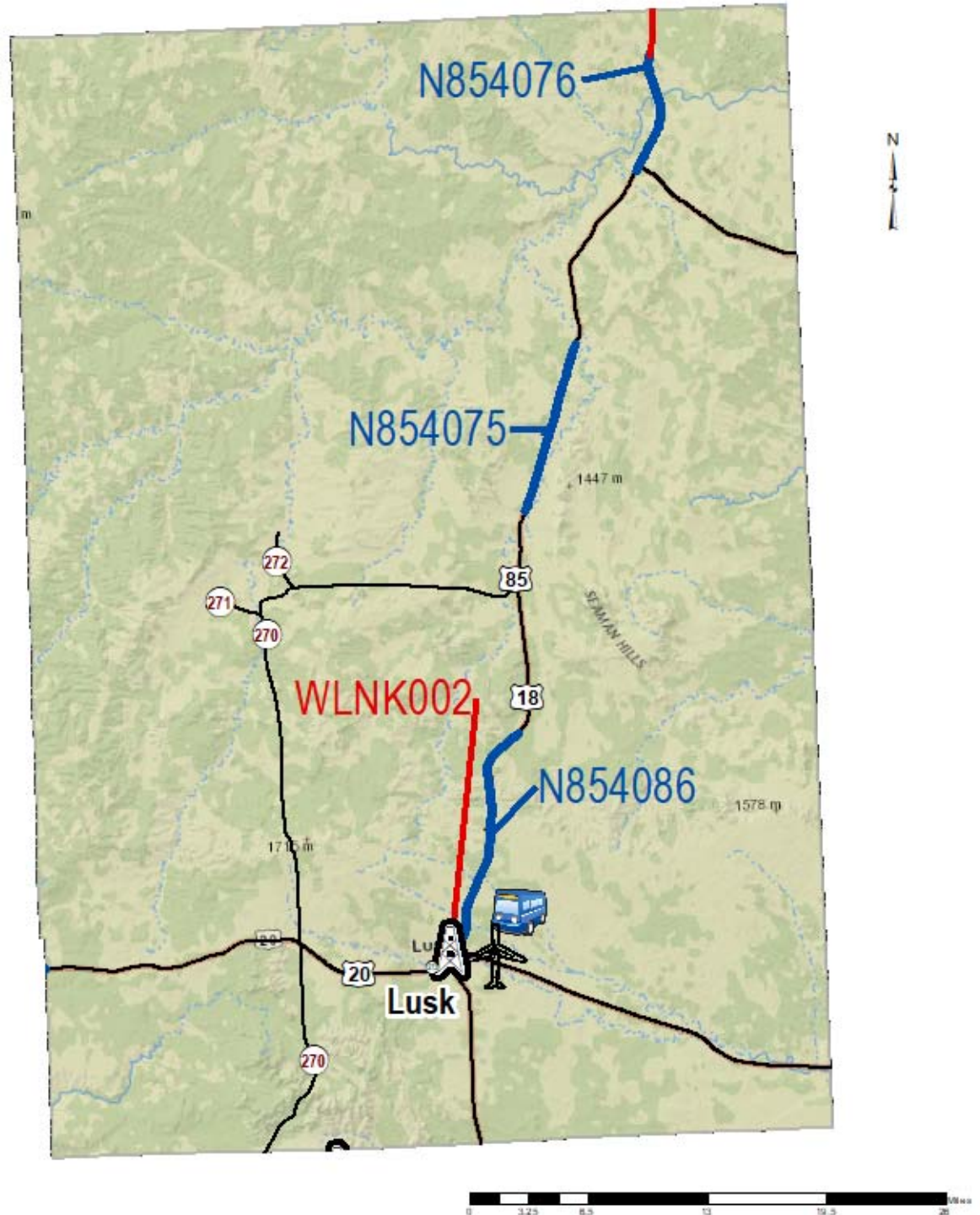
County		Transportation Projects	Capital Improvement Projects	Communications Projects	Transit Projects	Aeronautics Projects	Total
Natrona	2021	\$82,376,000	\$95,000	\$435,000	\$427,000	\$2,153,000	\$85,486,000
	2022	\$31,046,000	\$0	\$0	\$0	\$2,400,000	\$33,446,000
	2023	\$32,435,000	\$0	\$0	\$0	\$1,313,000	\$33,748,000
	2024	\$9,192,000	\$0	\$0	\$0	\$2,674,000	\$11,866,000
	2025	\$30,889,000	\$0	\$0	\$0	\$60,000	\$30,949,000
	2026	\$24,368,000	\$0	\$0	\$0	\$0	\$24,368,000
	Future Year	\$17,198,000	\$0	\$0	\$0	\$0	\$17,198,000
	Total	\$227,504,000	\$95,000	\$435,000	\$427,000	\$8,600,000	\$237,061,000

NIOBRARA COUNTY

Key to FY 2021 STIP



MAP KEY





Wyoming Department of Transportation
5300 Bishop Blvd
Cheyenne, WY 82009

STATE TRANSPORTATION IMPROVEMENT PROJECTS ENGINEERING & CONSTRUCTION

WYCN002B

Niobrara County

Communications Projects

Fiscal Year: 2021

Trans Comm Dist	Project		General Location Detail Location	Begin RM	End RM	Length	Character of Work	Cost \$1,000						
								PE FY	PE	CE & CON	TOTAL	FED	ST	OTH
6	STP	WLNK002	LUSK WITHIN THE CITY OF LUSK ALONG US 85	0.00	0.00	0.00	SAFETY IMPROVEMENTS		0	101	101	92	10	0
FY TOTAL:				0.00					\$0	\$101	\$101	\$92	\$10	\$0

Transit Projects

Fiscal Year: 2021

Trans Comm Dist	Project		General Location Eligible Provider	Funding Source	Character of Work	Cost \$1,000						
						PE FY	PE	CE & CON	TOTAL	FED	ST	OTH
6	FTA	FT21024	LUSK NIOBRARA SENIOR CENTER, INC.	5311	OPERATING/ADMIN/MAINT		0	53	53	51	0	2
FY TOTAL:							\$0	\$53	\$53	\$51	\$0	\$2
Grand Total: 2021, Niobrara County							\$0	\$154	\$154	\$143	\$10	\$2



Wyoming Department of Transportation
5300 Bishop Blvd
Cheyenne, WY 82009

STATE TRANSPORTATION IMPROVEMENT PROJECTS ENGINEERING & CONSTRUCTION

WYCN002B

Niobrara County

Transportation Projects

Fiscal Year: 2023

Trans Comm Dist	Project		General Location Detail Location	Begin RM	End RM	Length	Character of Work	Cost \$1,000							
								PE FY	PE	CE & CON	TOTAL	FED	ST	OTH	
6	NHPP	N854076	MULE CREEK JUNCTION TO NEWCASTLE MULE CREEK JUNCTION NORTH/US 85	195.76	202.56	6.80	PAVEMENT REHABILITATION	2020	383	4,830	5,213	4,718	496	0	
6	NHPP	N854086	LUSK HAT CREEK/US 85	150.22	162.92	12.70	PAVEMENT REHABILITATION	2020	1,090	13,752	14,842	13,431	1,412	0	
FY TOTAL:								19.50		\$1,473	\$18,582	\$20,055	\$18,149	\$1,908	\$0
Grand Total: 2023, Niobrara County										\$1,473	\$18,582	\$20,055	\$18,149	\$1,908	\$0

Transportation Projects

Fiscal Year: 2024

Trans Comm Dist	Project		General Location Detail Location	Begin RM	End RM	Length	Character of Work	Cost \$1,000						
								PE FY	PE	CE & CON	TOTAL	FED	ST	OTH
6	STP	N854075	LUSK TO MULE CREEK JUNCTION HAT CREEK-RED BIRD SOUTH/US 85	175.31	184.93	9.62	PAVEMENT RESURFACE	2023	10	478	487	441	46	0
FY TOTAL:									\$10	\$478	\$487	\$441	\$46	\$0



Wyoming Department of Transportation
5300 Bishop Blvd
Cheyenne, WY 82009

STATE TRANSPORTATION IMPROVEMENT PROJECTS ENGINEERING & CONSTRUCTION

WYCN002B

Niobrara County

Aeronautics Projects

Fiscal Year: 2024

Aero Comm Dist	Project		General Location		Character of Work	Cost \$1,000						
						PE FY	PE	CE & CON	TOTAL	FED	ST	OTH
3	AERO	ALS003A	LUSK		PAVEMENT EXPANSION		0	667	667	600	40	27
3	AERO	ALS005A	LUSK		PAVEMENT MAINTENANCE		0	200	200	0	180	20
FY TOTAL:							\$0	\$867	\$867	\$600	\$220	\$4

Grand Total: 2024, Niobrara County

\$10 \$1,345 \$1,354 \$1,041 \$266 \$47



Wyoming Department of Transportation
5300 Bishop Blvd
Cheyenne, WY 82009

STATE TRANSPORTATION IMPROVEMENT PROJECTS COUNTY TOTAL

WYCN00102SUM

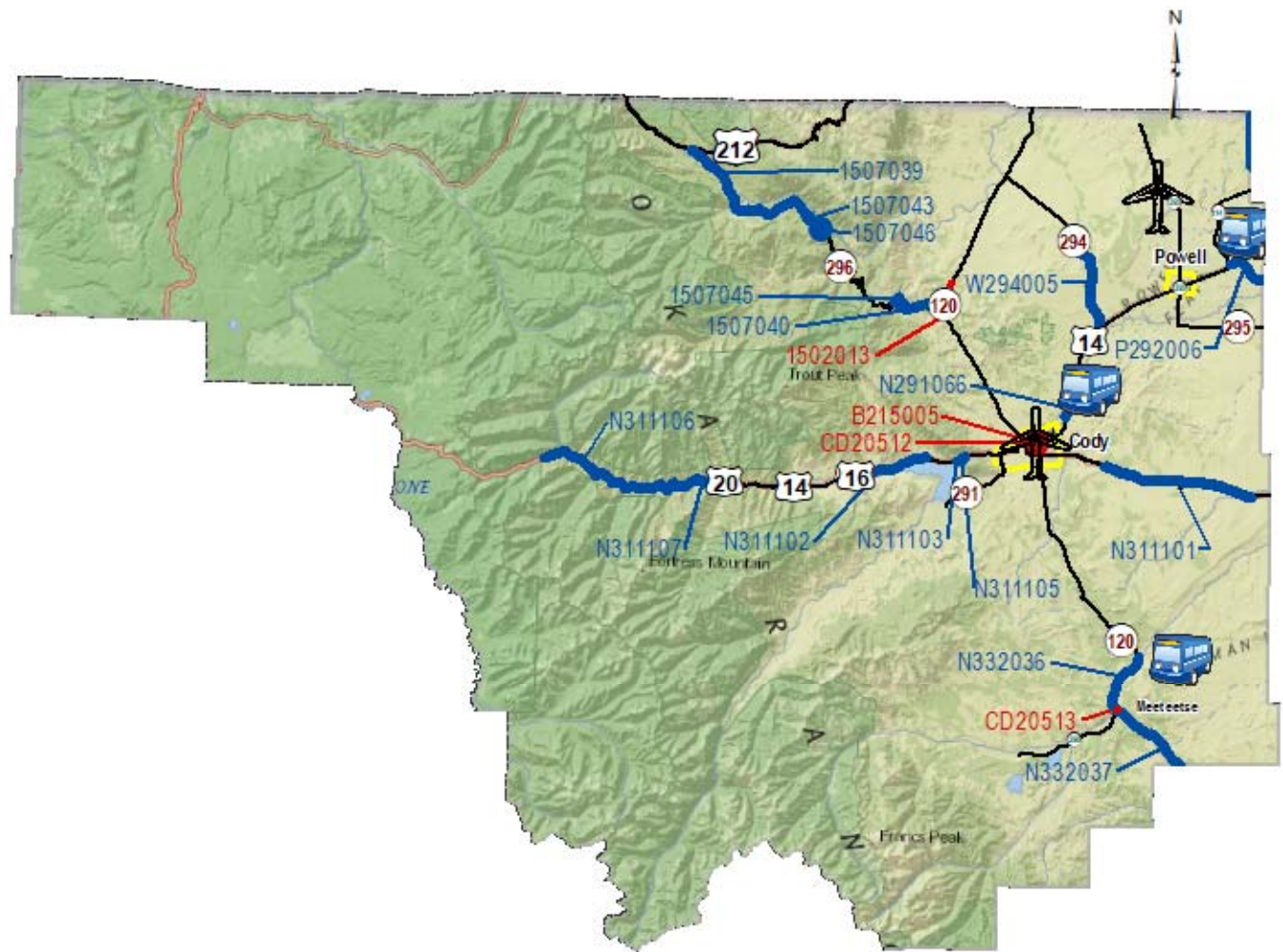
County		Transportation Projects	Capital Improvement Projects	Communications Projects	Transit Projects	Aeronautics Projects	Total
Niobrara	2021	\$0	\$0	\$101,000	\$53,000	\$0	\$154,000
	2023	\$20,055,000	\$0	\$0	\$0	\$0	\$20,055,000
	2024	\$487,000	\$0	\$0	\$0	\$867,000	\$1,354,000
	Total	\$20,542,000	\$0	\$101,000	\$53,000	\$867,000	\$21,563,000

PARK COUNTY

Key to FY 2021 STIP

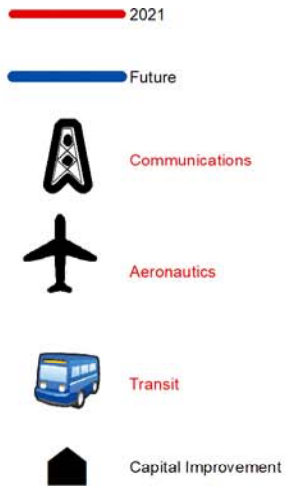


MAP KEY

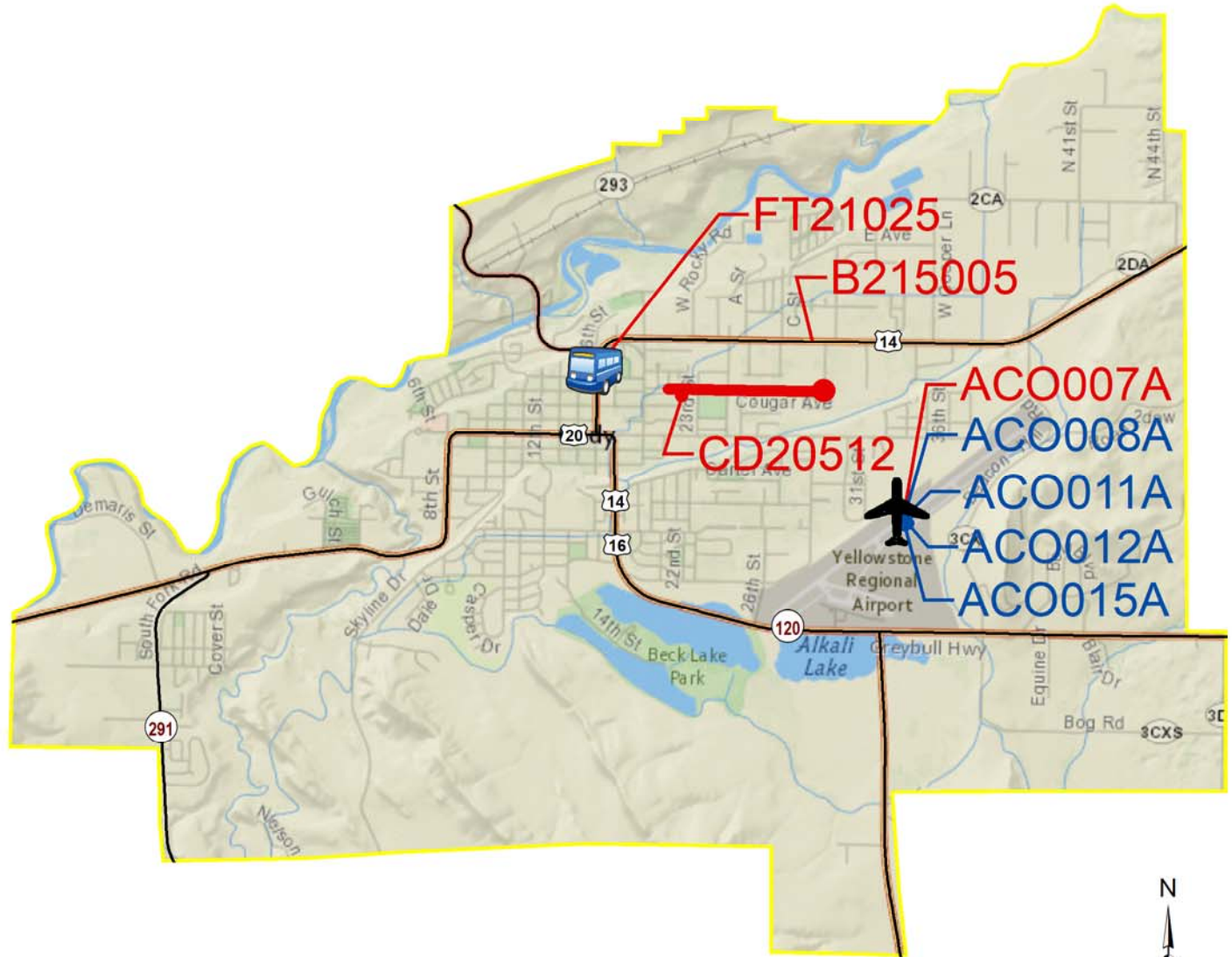


CODY INSET

Key to FY 2021 STIP



MAP KEY





Wyoming Department of Transportation
5300 Bishop Blvd
Cheyenne, WY 82009

STATE TRANSPORTATION IMPROVEMENT PROJECTS ENGINEERING & CONSTRUCTION

WYCN002B

Park County

Transportation Projects

Fiscal Year: 2021

Trans Comm Dist	Project		General Location Detail Location	Begin RM	End RM	Length	Character of Work	Cost \$1,000						
								PE FY	PE	CE & CON	TOTAL	FED	ST	OTH
5	STP	1502013	CODY TO MONTANA SKULL CREEK SECTION/WY 120	115.00	118.50	3.50	PAVEMENT REHABILITATION	2015	301	4,464	4,765	4,312	453	0
5	STPU-CO	B215005	CODY COUGAR AVENUE BETWEEN FREEDOM STREET AND US14A	103.55	103.55	0.00	NEW CONSTRUCTION	2018	22	0	22	20	0	2
5	CD	CD20512	CODY 9TH 10TH 17TH 19TH STREETS/COUGAR BECK CODY CANYON SALSBURY AND BLEISTEIN AVENUES LPA-CITY OF CODY	102.74	103.55	0.81	COMMUNITY DEVELOPMENT	2020	40	460	500	400	0	100
5	CD	CD20513	MEETEETSE FRANKLIN STREET FROM HIGHLAND AVENUE TO PARK AVENUE LPA-TOWN OF MEETEETSE	100.20	100.34	0.14	COMMUNITY DEVELOPMENT	2020	16	150	166	133	0	33
FY TOTAL:					4.45				\$379	\$5,074	\$5,453	\$4,865	\$453	\$135



Wyoming Department of Transportation
5300 Bishop Blvd
Cheyenne, WY 82009

STATE TRANSPORTATION IMPROVEMENT PROJECTS ENGINEERING & CONSTRUCTION

WYCN002B

Park County

Transit Projects

Fiscal Year: 2021

Trans Comm Dist	Project		General Location Eligible Provider	Funding Source	Character of Work	Cost \$1,000						
						PE FY	PE	CE & CON	TOTAL	FED	ST	OTH
5	FTA	FT21025	CODY CODY COUNCIL ON AGING, INC.	5311	OPERATING/ADMIN/MAINT		0	154	154	150	0	4
5	FTA	FT21026	MEETEETSE MEETEETSE RECREATION DISTRICT	5311	OPERATING/ADMIN/MAINT		0	12	12	11	0	1
5	FTA	FT21044	POWELL POWELL SENIOR CITIZENS AGO-GO, INC.	5311	OPERATING/ADMIN/MAINT		0	130	130	127	0	3
5	FTA	FT21071	POWELL POWELL SENIOR CITIZENS AGO-GO, INC.	5339	BUS GARAGE PROJECT		0	366	366	293	0	73
5	FTA	FT21072	POWELL POWELL SENIOR CITIZENS AGO-GO, INC.	5339	PURCHASE ONE MINI-VAN		0	44	44	35	0	9
5	FTA	FT21090	POWELL POWELL SENIOR CITIZENS AGO-GO, INC.	5305E	PLANNING		0	42	42	33	0	8
FY TOTAL:							\$0	\$748	\$748	\$649	\$0	\$98

Aeronautics Projects

Fiscal Year: 2021

Aero Comm Dist	Project		General Location		Character of Work	Cost \$1,000						
						PE FY	PE	CE & CON	TOTAL	FED	ST	OTH
4	AERO	ACO007A	CODY		FENCING		0	1,067	1,067	1,000	40	27
FY TOTAL:							\$0	\$1,067	\$1,067	\$1,000	\$40	\$27
Grand Total: 2021, Park County							\$379	\$6,889	\$7,268	\$6,514	\$493	\$260



Wyoming Department of Transportation
5300 Bishop Blvd
Cheyenne, WY 82009

STATE TRANSPORTATION IMPROVEMENT PROJECTS ENGINEERING & CONSTRUCTION

WYCN002B

Park County

Transportation Projects

Fiscal Year: 2022

Trans Comm Dist	Project		General Location Detail Location	Begin RM	End RM	Length	Character of Work	Cost \$1,000						
								PE FY	PE	CE & CON	TOTAL	FED	ST	OTH
5	STP	1507040	CHIEF JOSEPH RED GRADE/TWO DOT SLIDE/WY 296	41.10	41.20	0.10	SLIDE REPAIR	2018	120	0	120	109	11	0
5	NHPP	N291066	CODY TO RALSTON SHOSHONE RIVER BRIDGE/US 14A	5.59	7.54	1.94	PAVEMENT REHABILITATION	2019	100	1,860	1,960	1,774	186	0
5	HSIP	N311105	YELLOWSTONE NATIONAL PARK TO CODY CODY TUNNELS/US 14/16/20	45.00	46.00	1.00	SAFETY IMPROVEMENTS	2021	169	1,918	2,087	1,889	198	0
5	NHPP	N332036	MEETEETSE TO CODY MEETEETSE NORTH/WY 120	51.75	57.93	6.18	PAVEMENT REHABILITATION	2019	200	3,484	3,685	3,334	350	0
FY TOTAL:						9.22			\$589	\$7,262	\$7,852	\$7,106	\$745	\$0

Aeronautics Projects

Fiscal Year: 2022

Aero Comm Dist	Project		General Location		Character of Work	Cost \$1,000						
						PE FY	PE	CE & CON	TOTAL	FED	ST	OTH
4	AERO	ACO015A	CODY		PAVEMENT REHABILITATION		0	640	640	600	24	16
FY TOTAL:							\$0	\$640	\$640	\$600	\$24	\$16
Grand Total: 2022, Park County							\$589	\$7,902	\$8,492	\$7,706	\$769	\$16



Wyoming Department of Transportation
5300 Bishop Blvd
Cheyenne, WY 82009

STATE TRANSPORTATION IMPROVEMENT PROJECTS ENGINEERING & CONSTRUCTION

WYCN002B

Park County

Transportation Projects

Fiscal Year: 2023

Trans Comm Dist	Project		General Location Detail Location	Begin RM	End RM	Length	Character of Work	Cost \$1,000						
								PE FY	PE	CE & CON	TOTAL	FED	ST	OTH
5	STP-GM	1507046	CHIEF JOSEPH WY 296/VARIOUS LOCATIONS	18.00	18.00	0.00	DRAINAGE REPAIR	2020	50	500	550	498	52	0
5	SCP-TC	N311101	CODY TO GREYBULL EAGLE PASS SECTION/US 14/16/20	60.90	75.72	14.82	PAVEMENT REHABILITATION	2020	200	7,826	8,026	7,262	763	0
5	NHPP	N311102	YELLOWSTONE TO CODY BUFFALO BILL RESERVOIR/US 14/16/20	36.41	41.69	5.28	PAVEMENT REHABILITATION	2020	100	4,561	4,661	4,218	443	0
5	STP	W294005	RALSTON NORTH/BADGER BASIN SECTION/WY 294	0.00	9.82	9.82	PAVEMENT REHABILITATION	2020	360	4,541	4,901	4,434	466	0
FY TOTAL:						29.92			\$710	\$17,428	\$18,138	\$16,412	\$1,724	\$0

Aeronautics Projects

Fiscal Year: 2023

Aero Comm Dist	Project		General Location		Character of Work	Cost \$1,000						
						PE FY	PE	CE & CON	TOTAL	FED	ST	OTH
4	AERO	ACO008A	CODY		PAVEMENT MAINTENANCE		0	500	500	0	450	50
4	AERO	APO003A	POWELL		PLANNING STUDY		0	333	333	300	20	13
4	AERO	APO004A	POWELL		PAVEMENT MAINTENANCE		0	232	232	0	209	23
FY TOTAL:							\$0	\$1,065	\$1,065	\$300	\$679	\$86
Grand Total: 2023, Park County							\$710	\$18,493	\$19,203	\$16,712	\$2,403	\$86



Wyoming Department of Transportation
5300 Bishop Blvd
Cheyenne, WY 82009

STATE TRANSPORTATION IMPROVEMENT PROJECTS ENGINEERING & CONSTRUCTION

WYCN002B

Park County

Transportation Projects

Fiscal Year: 2024

Trans Comm Dist	Project		General Location Detail Location	Begin RM	End RM	Length	Character of Work	Cost \$1,000						
								PE FY	PE	CE & CON	TOTAL	FED	ST	OTH
5	SCP-TC	1507039	CHIEF JOSEPH SUNLIGHT/SWAMP LAKE/WY 296	0.00	8.35	8.35	PAVEMENT RESURFACE	2020	169	4,837	5,006	4,530	476	0
5	NHPP-GM	N311103	YELLOWSTONE NATIONAL PARK TO CODY US 14/16/20	44.67	45.03	0.36	DRAINAGE REPAIR	2021	45	2,000	2,045	1,850	194	0
5	NHPP	N311106	YELLOWSTONE NATIONAL PARK TO CODY PAHASKA SECTION/US 14/16/20	0.00	10.25	10.25	PAVEMENT RESURFACE	2021	232	5,804	6,036	5,462	574	0
FY TOTAL:						18.96			\$446	\$12,641	\$13,087	\$11,842	\$1,244	\$0

Aeronautics Projects

Fiscal Year: 2024

Aero Comm Dist	Project		General Location		Character of Work	Cost \$1,000						
						PE FY	PE	CE & CON	TOTAL	FED	ST	OTH
4	AERO	ACO011A	CODY		AIRPORT EQUIPMENT		0	1,067	1,067	1,000	40	27
FY TOTAL:							\$0	\$1,067	\$1,067	\$1,000	\$40	\$27
Grand Total: 2024, Park County							\$446	\$13,708	\$14,154	\$12,842	\$1,284	\$27



Wyoming Department of Transportation
5300 Bishop Blvd
Cheyenne, WY 82009

STATE TRANSPORTATION IMPROVEMENT PROJECTS ENGINEERING & CONSTRUCTION

WYCN002B

Park County

Transportation Projects

Fiscal Year: 2025

Trans Comm Dist	Project		General Location Detail Location	Begin RM	End RM	Length	Character of Work	Cost \$1,000						
								PE FY	PE	CE & CON	TOTAL	FED	ST	OTH
5	STP	1507043	CHIEF JOSEPH SUGAR LOAF/WY 296	8.35	17.09	8.74	PAVEMENT RESURFACE	2022	202	5,299	5,501	4,978	523	0
5	NHPP	N332037	THERMOPOLIS TO MEETEETSE MEETEETSE SOUTH/WY 120	43.10	51.49	8.39	PAVEMENT REHABILITATION	2020	150	3,948	4,099	3,709	390	0
FY TOTAL:				17.13					\$352	\$9,247	\$9,600	\$8,687	\$913	\$0

Aeronautics Projects

Fiscal Year: 2025

Aero Comm Dist	Project		General Location		Character of Work	Cost \$1,000						
						PE FY	PE	CE & CON	TOTAL	FED	ST	OTH
4	AERO	ACO012A	CODY		AIRPORT EQUIPMENT		0	1,067	1,067	1,000	40	27
FY TOTAL:							\$0	\$1,067	\$1,067	\$1,000	\$40	\$27
Grand Total: 2025, Park County							\$352	\$10,314	\$10,667	\$9,687	\$953	\$27



Wyoming Department of Transportation
5300 Bishop Blvd
Cheyenne, WY 82009

STATE TRANSPORTATION IMPROVEMENT PROJECTS ENGINEERING & CONSTRUCTION

WYCN002B

Park County

Transportation Projects

Fiscal Year: 2026

Trans Comm Dist	Project		General Location Detail Location	Begin RM	End RM	Length	Character of Work	Cost \$1,000						
								PE FY	PE	CE & CON	TOTAL	FED	ST	OTH
5	STP-RF	1507045	CHIEF JOSEPH TWO DOT SECTION/WY 296	38.20	46.20	8.00	FENCING	2020	25	505	530	480	50	0
5	NHPP	N311107	YELLOWSTONE NATIONAL PARK TO CODY PALISADES SECTION/US 14/16/20	10.42	20.12	9.70	PAVEMENT REHABILITATION	2023	490	7,154	7,644	6,917	727	0
5	STP	P292006	GARLAND TO BYRON MOUNTAIN SECTION/US 14A	29.52	34.33	4.81	PAVEMENT REHABILITATION	2023	270	3,942	4,212	3,812	401	0
FY TOTAL:						22.51			\$785	\$11,601	\$12,386	\$11,209	\$1,178	\$0
Grand Total: 2026, Park County									\$785	\$11,601	\$12,386	\$11,209	\$1,178	\$0



Wyoming Department of Transportation
5300 Bishop Blvd
Cheyenne, WY 82009

STATE TRANSPORTATION IMPROVEMENT PROJECTS COUNTY TOTAL

WYCN00102SUM

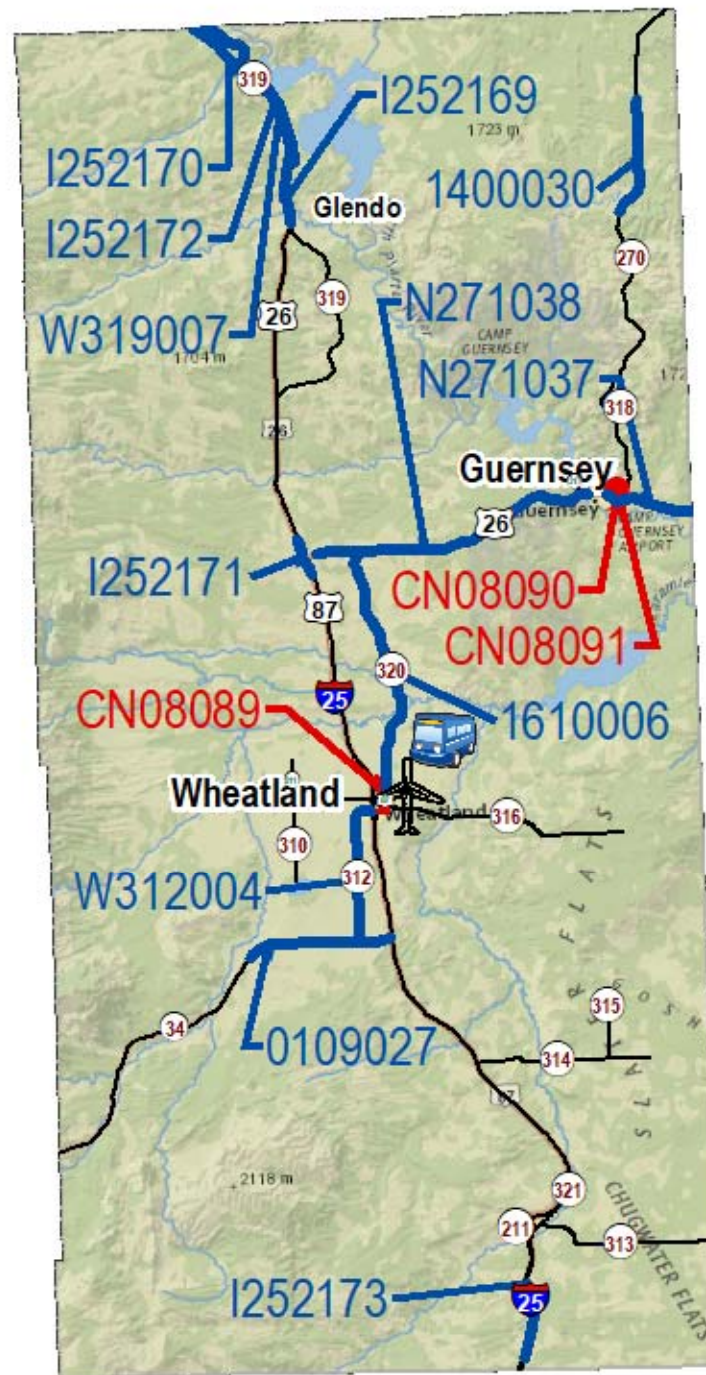
County		Transportation Projects	Capital Improvement Projects	Communications Projects	Transit Projects	Aeronautics Projects	Total
Park	2021	\$5,453,000	\$0	\$0	\$748,000	\$1,067,000	\$7,268,000
	2022	\$7,852,000	\$0	\$0	\$0	\$640,000	\$8,492,000
	2023	\$18,138,000	\$0	\$0	\$0	\$1,065,000	\$19,203,000
	2024	\$13,087,000	\$0	\$0	\$0	\$1,067,000	\$14,154,000
	2025	\$9,600,000	\$0	\$0	\$0	\$1,067,000	\$10,667,000
	2026	\$12,386,000	\$0	\$0	\$0	\$0	\$12,386,000
	Total	\$66,516,000	\$0	\$0	\$748,000	\$4,906,000	\$72,170,000

PLATTE COUNTY

Key to FY 2021 STIP



MAP KEY





Wyoming Department of Transportation
5300 Bishop Blvd
Cheyenne, WY 82009

STATE TRANSPORTATION IMPROVEMENT PROJECTS ENGINEERING & CONSTRUCTION

WYCN002B

Platte County

Transportation Projects

Fiscal Year: 2021

Trans Comm Dist	Project		General Location Detail Location	Begin RM	End RM	Length	Character of Work	Cost \$1,000						
								PE FY	PE	CE & CON	TOTAL	FED	ST	OTH
1	STP-CR	CN08089	PLATTE COUNTY TOWN OF WHEATLAND/16TH STREET/SOUTH STREET TO SWANSON ROAD	79.40	81.72	2.32	RECONSTRUCTION	2019	60	0	60	51	0	9
1	RHC-P	CN08090	GUERNSEY BNSF RRMP 93.85 DOT NO. 064988T	0.56	0.56	0.00	RAILROAD		0	269	269	242	0	27
1	RHC	CN08091	PLATTE COUNTY BNSF DOT #064988T	0.56	0.56	0.00	RAILROAD		0	70	70	35	0	35
FY TOTAL:						2.32			\$60	\$339	\$399	\$328	\$0	\$71

Transit Projects

Fiscal Year: 2021

Trans Comm Dist	Project		General Location Eligible Provider	Funding Source	Character of Work	Cost \$1,000						
						PE FY	PE	CE & CON	TOTAL	FED	ST	OTH
1	FTA	FT21027	WHEATLAND SERVICES FOR SENIORS, INC.	5311	OPERATING/ADMIN/MAINT		0	99	99	93	0	5
1	FTA	FT21079	WHEATLAND SERVICES FOR SENIORS, INC.	5339	PURCHASE ONE LIGHT-DUTY VAN		0	72	72	57	0	14
FY TOTAL:							\$0	\$171	\$171	\$150	\$0	\$19
Grand Total: 2021, Platte County							\$60	\$510	\$570	\$478	\$0	\$90



Wyoming Department of Transportation
5300 Bishop Blvd
Cheyenne, WY 82009

STATE TRANSPORTATION IMPROVEMENT PROJECTS ENGINEERING & CONSTRUCTION

WYCN002B

Platte County

Transportation Projects

Fiscal Year: 2022

Trans Comm Dist	Project		General Location Detail Location	Begin RM	End RM	Length	Character of Work	Cost \$1,000						
								PE FY	PE	CE & CON	TOTAL	FED	ST	OTH
1	STP	0109027	BOSLER TO WHEATLAND WY 34/WY 312 JUNCTION	45.10	52.20	7.10	PAVEMENT REHABILITATION	2021	109	2,890	2,999	2,714	285	0
1	NHPPI	I252169	WHEATLAND TO DOUGLAS GLENDO MARGINAL/STRUCTURE NO. AFK	109.11	114.78	5.67	PAVEMENT REHABILITATION	2019	478	11,071	11,548	10,713	836	0
1	SCP-TC	N271037	GUERNSEY TO FORT LARAMIE US 26	15.51	20.01	4.50	PAVEMENT REHABILITATION	2019	166	2,070	2,236	150	2,085	0
FY TOTAL:						17.27			\$753	\$16,031	\$16,783	\$13,577	\$3,206	\$0

Aeronautics Projects

Fiscal Year: 2022

Aero Comm Dist	Project		General Location		Character of Work	Cost \$1,000						
						PE FY	PE	CE & CON	TOTAL	FED	ST	OTH
1	AERO	AEA003A	WHEATLAND		PAVEMENT MAINTENANCE		0	145	145	0	131	15
1	AERO	AEA006A	WHEATLAND		ACQUIRE LAND/EASEMENT		0	333	333	300	20	13
FY TOTAL:							\$0	\$478	\$478	\$300	\$151	\$28
Grand Total: 2022, Platte County							\$753	\$16,509	\$17,261	\$13,877	\$3,357	\$28



Wyoming Department of Transportation
5300 Bishop Blvd
Cheyenne, WY 82009

STATE TRANSPORTATION IMPROVEMENT PROJECTS ENGINEERING & CONSTRUCTION

WYCN002B

Platte County

Transportation Projects

Fiscal Year: 2024

Trans Comm Dist	Project		General Location Detail Location	Begin RM	End RM	Length	Character of Work	Cost \$1,000						
								PE FY	PE	CE & CON	TOTAL	FED	ST	OTH
1	STP	1610006	WHEATLAND TO DWYER JUNCTION WY 320	0.00	12.33	12.33	PAVEMENT REHABILITATION	2021	388	5,142	5,529	5,004	526	0
1	NHPP	N271038	DWYER JUNCTION TO GUERNSEY US 26	0.50	14.70	14.20	PAVEMENT RESURFACE	2023	15	705	720	651	68	0
FY TOTAL:				26.53					\$403	\$5,847	\$6,249	\$5,655	\$594	\$0

Aeronautics Projects

Fiscal Year: 2024

Aero Comm Dist	Project		General Location		Character of Work	Cost \$1,000						
						PE FY	PE	CE & CON	TOTAL	FED	ST	OTH
1	AERO	AEA006C	WHEATLAND		ACQUIRE LAND/EASEMENT		0	333	333	300	20	13
FY TOTAL:							\$0	\$333	\$333	\$300	\$20	\$13
Grand Total: 2024, Platte County							\$403	\$6,180	\$6,582	\$5,955	\$614	\$13



Wyoming Department of Transportation
5300 Bishop Blvd
Cheyenne, WY 82009

STATE TRANSPORTATION IMPROVEMENT PROJECTS ENGINEERING & CONSTRUCTION

WYCN002B

Platte County

Transportation Projects

Fiscal Year: 2025

Trans Comm Dist	Project		General Location Detail Location	Begin RM	End RM	Length	Character of Work	Cost \$1,000						
								PE FY	PE	CE & CON	TOTAL	FED	ST	OTH
7	NHPPI	I252172	WHEATLAND TO DOUGLAS GLENDO MARGINAL/I-25 NORTHBOUND LANE/STRUCTURE NO. CZM	114.78	120.82	6.04	PAVEMENT REHABILITATION	2022	318	4,183	4,500	4,175	326	0
FY TOTAL:					6.04				\$318	\$4,183	\$4,500	\$4,175	\$326	\$0

Grand Total: 2025, Platte County

\$318 \$4,183 \$4,500 \$4,175 \$326 \$0



Wyoming Department of Transportation
5300 Bishop Blvd
Cheyenne, WY 82009

STATE TRANSPORTATION IMPROVEMENT PROJECTS ENGINEERING & CONSTRUCTION

WYCN002B

Platte County

Transportation Projects

Fiscal Year: 2026

Trans Comm Dist	Project		General Location Detail Location	Begin RM	End RM	Length	Character of Work	Cost \$1,000						
								PE FY	PE	CE & CON	TOTAL	FED	ST	OTH
1	STP	1400030	HARTVILLE TO MANVILLE WY 270	511.47	517.30	5.83	PAVEMENT RESURFACE	2023	73	2,298	2,371	2,145	225	0
1	NHPPI	I252170	WHEATLAND TO DOUGLAS GLENDO MARGINAL I-25 SOUTHBOUND LANE	114.78	120.82	6.04	PAVEMENT REHABILITATION	2023	949	7,435	8,383	7,777	607	0
1	NHPPI	I252173	CHEYENNE TO CHUGWATER CHUGWATER SOUTH/I-25	47.84	51.62	3.78	PAVEMENT REHABILITATION	2022	613	8,948	9,561	8,869	692	0
1	STP	W312004	WHEATLAND WHEATLAND SOUTH/WY 312	0.00	7.08	7.08	PAVEMENT REHABILITATION	2022	317	4,631	4,948	4,478	471	0
M	STP	W319007	GLENDO WY 319	212.41	220.99	8.58	PAVEMENT REHABILITATION	2020	240	7,008	7,248	6,559	689	0
FY TOTAL:						31.31			\$2,192	\$30,320	\$32,511	\$29,828	\$2,684	\$0
Grand Total: 2026, Platte County									\$2,192	\$30,320	\$32,511	\$29,828	\$2,684	\$0



Wyoming Department of Transportation
5300 Bishop Blvd
Cheyenne, WY 82009

STATE TRANSPORTATION IMPROVEMENT PROJECTS ENGINEERING & CONSTRUCTION

WYCN002B

Platte County

Transportation Projects

Fiscal Year: Future Year

Trans Comm Dist	Project		General Location Detail Location	Begin RM	End RM	Length	Character of Work	Cost \$1,000							
								PE FY	PE	CE & CON	TOTAL	FED	ST	OTH	
1	NHF	I252171	WHEATLAND TO GLEND DWYER JUNCTION INTERCHANGE STRUCTURE NO. AEG, AEH	91.50	93.40	1.90	RECONSTRUCTION	2018	934	8,800	9,734	9,029	705	0	
FY TOTAL:								1.90		\$934	\$8,800	\$9,734	\$9,029	\$705	\$0
Grand Total: Future Year, Platte County									\$934	\$8,800	\$9,734	\$9,029	\$705	\$0	



Wyoming Department of Transportation
5300 Bishop Blvd
Cheyenne, WY 82009

STATE TRANSPORTATION IMPROVEMENT PROJECTS COUNTY TOTAL

WYCN00102SUM

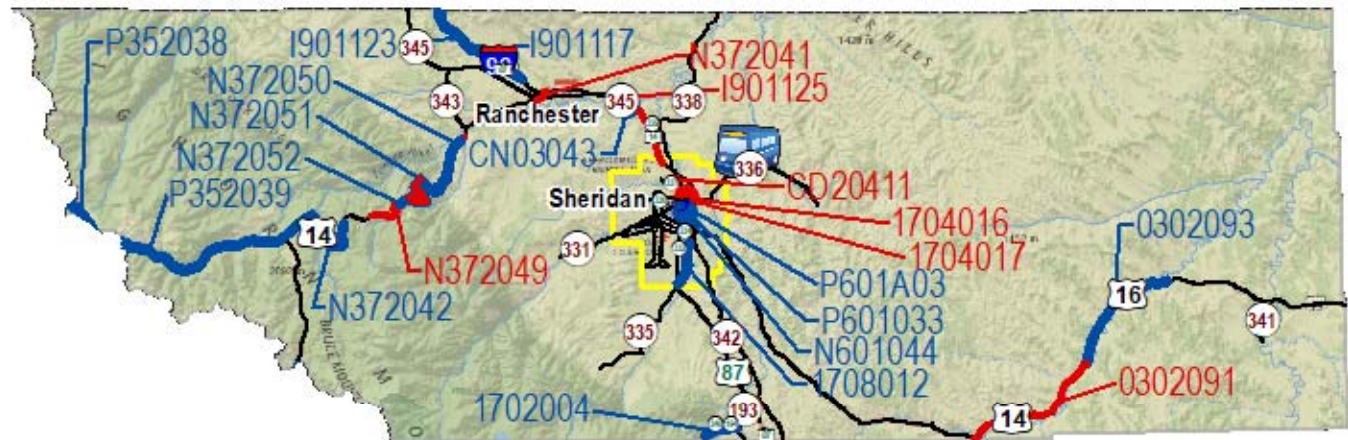
County		Transportation Projects	Capital Improvement Projects	Communications Projects	Transit Projects	Aeronautics Projects	Total
Platte	2021	\$399,000	\$0	\$0	\$171,000	\$0	\$570,000
	2022	\$16,783,000	\$0	\$0	\$0	\$478,000	\$17,261,000
	2024	\$6,249,000	\$0	\$0	\$0	\$333,000	\$6,582,000
	2025	\$4,500,000	\$0	\$0	\$0	\$0	\$4,500,000
	2026	\$32,511,000	\$0	\$0	\$0	\$0	\$32,511,000
	Future Year	\$9,734,000	\$0	\$0	\$0	\$0	\$9,734,000
	Total	\$70,176,000	\$0	\$0	\$171,000	\$811,000	\$71,158,000

SHERIDAN COUNTY



Key to FY 2021 STIP

- 2021
- Future
-  Communications
-  Aeronautics
-  Transit
-  Capital Improvement
- Urban Boundary Inset

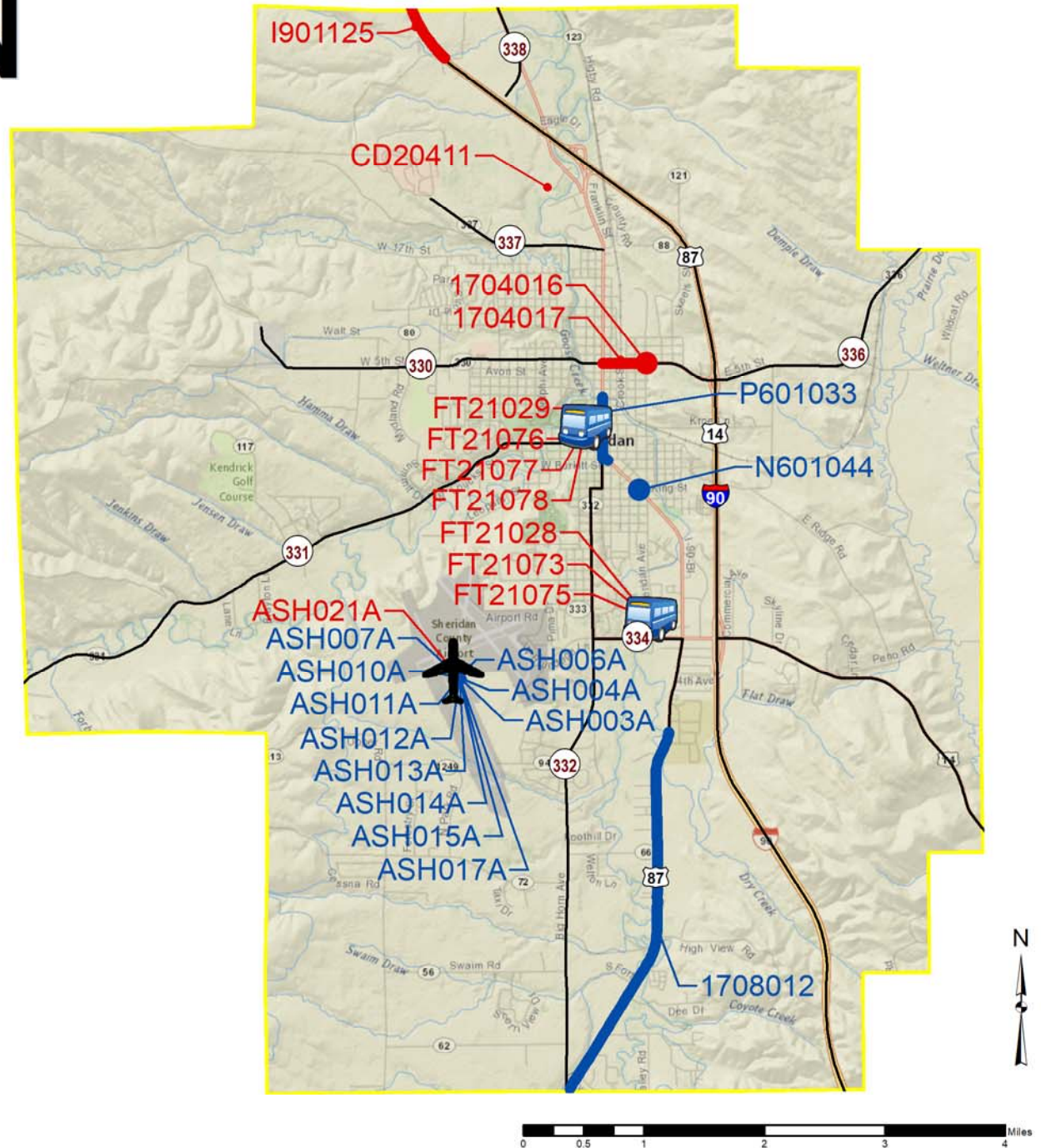
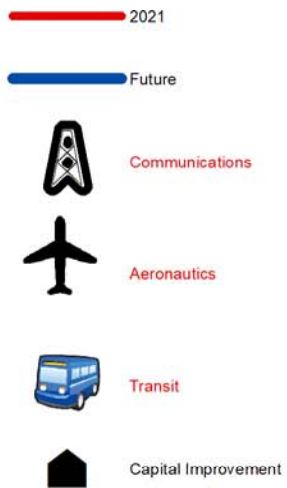


MAP KEY



SHERIDAN INSET

Key to FY 2021 STIP





Wyoming Department of Transportation
5300 Bishop Blvd
Cheyenne, WY 82009

STATE TRANSPORTATION IMPROVEMENT PROJECTS ENGINEERING & CONSTRUCTION

WYCN002B

Sheridan County

Transportation Projects

Fiscal Year: 2021

Trans Comm Dist	Project		General Location Detail Location	Begin RM	End RM	Length	Character of Work	Cost \$1,000						
								PE FY	PE	CE & CON	TOTAL	FED	ST	OTH
4	SCP-TC	0302091	UCROSS NORTHEAST/US 16 JUNCTION	27.64	38.10	10.46	PAVEMENT REHABILITATION	2019	177	4,436	4,613	160	4,453	0
4	HSIP	1704016	SHERIDAN 5TH STREET AT SHERIDAN AVENUE RIGHT OF WAY AND UTILITY ESTIMATE 150K DOLLARS	0.36	0.36	0.00	TRAFFIC SYSTEMS	2020	150	520	670	656	14	0
4	STPU-SH	1704017	SHERIDAN EAST 5TH STREET CORRIDOR	0.00	0.33	0.33	MODIFY INTERSECTION	2020	5	2,620	2,625	1,479	5	1,141
4	CD	CD20411	SHERIDAN GATEWAY PARK PATHWAY EXTENSION LPA-CITY OF SHERIDAN	0.00	0.00	0.00	COMMUNITY DEVELOPMENT	2020	25	288	313	250	0	63
4	NHPPI	I901125	RANCHESTER TO SHERIDAN ACME INTERCHANGE SOUTH/I-90	15.30	19.46	4.16	PAVEMENT REHABILITATION	2020	679	7,766	8,445	7,834	611	0
4	SCP-TC	N372041	RANCHESTER TO INTERSTATE 90 BNRR SEPARATION/US 14 STRUCTURE NO. CDR	89.07	89.87	0.80	BRIDGE REPLACEMENT	2014	65	8,548	8,613	59	8,554	0
4	NHPP-GM	N372049	BURGESS JUNCTION TO DAYTON US 14	67.55	83.00	15.45	ITS	2019	45	1,000	1,045	946	99	0



Wyoming Department of Transportation
5300 Bishop Blvd
Cheyenne, WY 82009

STATE TRANSPORTATION IMPROVEMENT PROJECTS ENGINEERING & CONSTRUCTION

WYCN002B

Sheridan County

Transportation Projects

Fiscal Year: 2021

Trans Comm Dist	Project	General Location Detail Location	Begin RM	End RM	Length	Character of Work	Cost \$1,000						
							PE FY	PE	CE & CON	TOTAL	FED	ST	OTH
FY TOTAL:					31.20		\$1,146	\$25,178	\$26,324	\$11,384	\$13,736	\$1,204	

Transit Projects

Fiscal Year: 2021

Trans Comm Dist	Project		General Location Eligible Provider	Funding Source	Character of Work	Cost \$1,000						
						PE FY	PE	CE & CON	TOTAL	FED	ST	OTH
4	FTA	FT21028	SHERIDAN REHABILITATION ENTERPRISES OF NORTH EASTERN WYOMING	STATE	OPERATING/ADMIN/MAINT		0	110	110	0	102	8
4	FTA	FT21029	SHERIDAN SENIOR CITIZENS COUNCIL	5311	OPERATING/ADMIN/MAINT		0	694	694	666	0	28
4	FTA	FT21073	SHERIDAN REHABILITATION ENTERPRISES OF NORTH EASTERN WYOMING	5339	PURCHASE ONE MINI-VAN		0	43	43	35	0	9
4	FTA	FT21075	SHERIDAN REHABILITATION ENTERPRISES OF NORTH EASTERN WYOMING	5339	CAPITAL/COMM EQUIPMENT		0	3	3	3	0	1
4	FTA	FT21076	SHERIDAN SENIOR CITIZENS COUNCIL	5339	PURCHASE ONE LIGHT-DUTY BUS		0	66	66	7	0	59
4	FTA	FT21077	SHERIDAN SENIOR CITIZENS COUNCIL	5339	CAPITAL/COMM EQUIPMENT		0	21	21	16	0	4
4	FTA	FT21078	SHERIDAN SENIOR CITIZENS COUNCIL	5339	CAPITAL/BUS SHELTERS		0	50	50	40	0	10
FY TOTAL:							\$0	\$987	\$987	\$767	\$102	\$119

Aeronautics Projects

Fiscal Year: 2021

Aero Comm Dist	Project		General Location		Character of Work	Cost \$1,000						
						PE FY	PE	CE & CON	TOTAL	FED	ST	OTH
5	AERO	ASH021A	SHERIDAN		PAVEMENT EXPANSION		0	1,067	1,067	1,000	40	27
FY TOTAL:							\$0	\$1,067	\$1,067	\$1,000	\$40	\$27
Grand Total: 2021, Sheridan County							\$1,146	\$27,232	\$28,378	\$13,151	\$13,878	\$1,350



Wyoming Department of Transportation
5300 Bishop Blvd
Cheyenne, WY 82009

STATE TRANSPORTATION IMPROVEMENT PROJECTS ENGINEERING & CONSTRUCTION

WYCN002B

Sheridan County

Transportation Projects

Fiscal Year: 2022

Trans Comm Dist	Project		General Location Detail Location	Begin RM	End RM	Length	Character of Work	Cost \$1,000						
								PE FY	PE	CE & CON	TOTAL	FED	ST	OTH
4	SCP-TC	N372042	BURGESS JUNCTION TO RANCHESTER BURGESS JUNCTION EAST/US 14	57.27	65.01	7.74	PAVEMENT REHABILITATION	2020	366	3,142	3,508	331	3,177	0
4	HSIP	N601044	SHERIDAN COFFEEN AVENUE-LOWELL STREET US 14/87	23.86	23.86	0.00	TRAFFIC SYSTEMS	2019	36	404	439	398	42	0
FY TOTAL:						7.74			\$402	\$3,546	\$3,947	\$729	\$3,219	\$0

Aeronautics Projects

Fiscal Year: 2022

Aero Comm Dist	Project		General Location		Character of Work	Cost \$1,000						
						PE FY	PE	CE & CON	TOTAL	FED	ST	OTH
5	AERO	ASH004A	SHERIDAN		PAVEMENT REHABILITATION		0	180	180	169	7	5
5	AERO	ASH007A	SHERIDAN		PAVEMENT RECONSTRUCTION		0	249	249	0	199	50
5	AERO	ASH011A	SHERIDAN		AIRPORT EQUIPMENT		0	237	237	0	213	24
FY TOTAL:							\$0	\$666	\$666	\$169	\$419	\$79
Grand Total: 2022, Sheridan County							\$402	\$4,212	\$4,613	\$898	\$3,638	\$79



Wyoming Department of Transportation
5300 Bishop Blvd
Cheyenne, WY 82009

STATE TRANSPORTATION IMPROVEMENT PROJECTS ENGINEERING & CONSTRUCTION

WYCN002B

Sheridan County

Transportation Projects

Fiscal Year: 2023

Trans Comm Dist	Project		General Location Detail Location	Begin RM	End RM	Length	Character of Work	Cost \$1,000						
								PE FY	PE	CE & CON	TOTAL	FED	ST	OTH
4	STP	P601033	SHERIDAN MAIN/DOW-BURKITT/US 87 STRUCTURE NO. BMS	22.97	23.51	0.54	PAVEMENT RESURFACE	2014	364	3,958	4,322	3,911	411	0
4	ARSCT	P601A03	SHERIDAN MAIN/DOW-BURKITT/US 87	22.88	23.46	0.58	UTILITY	2020	223	2,331	2,554	0	0	2,554
FY TOTAL:									\$587	\$6,289	\$6,876	\$3,911	\$411	\$2,554

Aeronautics Projects

Fiscal Year: 2023

Aero Comm Dist	Project		General Location		Character of Work	Cost \$1,000						
						PE FY	PE	CE & CON	TOTAL	FED	ST	OTH
5	AERO	ASH013A	SHERIDAN		PAVEMENT MAINTENANCE		0	791	791	0	712	79
FY TOTAL:							\$0	\$791	\$791	\$0	\$712	\$79
Grand Total: 2023, Sheridan County							\$587	\$7,080	\$7,667	\$3,911	\$1,123	\$2,633



Wyoming Department of Transportation
5300 Bishop Blvd
Cheyenne, WY 82009

STATE TRANSPORTATION IMPROVEMENT PROJECTS ENGINEERING & CONSTRUCTION

WYCN002B

Sheridan County

Transportation Projects

Fiscal Year: 2024

Trans Comm Dist	Project		General Location Detail Location	Begin RM	End RM	Length	Character of Work	Cost \$1,000						
								PE FY	PE	CE & CON	TOTAL	FED	ST	OTH
4	STP- BROS	CN03043	SHERIDAN COUNTY STRUCTURE NO. MGG OVER TONGUE RIVER	0.04	0.04	0.00	BRIDGE REPLACEMENT	2020	337	980	1,317	1,191	0	125
4	NHPPI	I901117	MONTANA TO RANCHESTER MONTANA LINE SOUTH/I-90/EASTBOUND LANE STRUCTURE NO. EUI, EUK, EOO	0.00	8.00	8.00	RECONSTRUCTION	2013	250	16,603	16,853	15,633	1,220	0
FY TOTAL:				8.00					\$587	\$17,583	\$18,170	\$16,824	\$1,220	\$125

Aeronautics Projects

Fiscal Year: 2024

Aero Comm Dist	Project		General Location		Character of Work	Cost \$1,000						
						PE FY	PE	CE & CON	TOTAL	FED	ST	OTH
5	AERO	ASH010A	SHERIDAN		PAVEMENT RECONSTRUCTION		0	118	118	0	94	24
5	AERO	ASH012A	SHERIDAN		PAVEMENT EXPANSION		0	1,067	1,067	1,000	40	27
5	AERO	ASH014A	SHERIDAN		PLANNING STUDY		0	533	533	500	20	13
5	AERO	ASH017A	SHERIDAN		AIRPORT EQUIPMENT		0	205	205	0	103	103
FY TOTAL:							\$0	\$1,923	\$1,923	\$1,500	\$257	\$167
Grand Total: 2024, Sheridan County							\$587	\$19,506	\$20,093	\$18,324	\$1,477	\$292



Wyoming Department of Transportation
5300 Bishop Blvd
Cheyenne, WY 82009

STATE TRANSPORTATION IMPROVEMENT PROJECTS ENGINEERING & CONSTRUCTION

WYCN002B

Sheridan County

Transportation Projects

Fiscal Year: 2025

Trans Comm Dist	Project		General Location Detail Location	Begin RM	End RM	Length	Character of Work	Cost \$1,000						
								PE FY	PE	CE & CON	TOTAL	FED	ST	OTH
4	STP	1702004	STORY FISH HATCHERY/WY 194	0.00	2.81	2.81	PAVEMENT REHABILITATION	2022	56	1,468	1,524	1,379	145	0
4	NHPP	N372050	DAYTON MAIN STREET/WY 343	77.32	82.66	5.34	PAVEMENT REHABILITATION	2020	133	3,900	4,033	3,650	384	0
FY TOTAL:				8.15					\$189	\$5,368	\$5,557	\$5,029	\$529	\$0

Aeronautics Projects

Fiscal Year: 2025

Aero Comm Dist	Project		General Location		Character of Work	Cost \$1,000						
						PE FY	PE	CE & CON	TOTAL	FED	ST	OTH
5	AERO	ASH003A	SHERIDAN		PAVEMENT MAINTENANCE		0	1,387	1,387	1,300	52	35
5	AERO	ASH006A	SHERIDAN		PAVEMENT REHABILITATION		0	2,001	2,001	0	1,601	400
FY TOTAL:							\$0	\$3,388	\$3,388	\$1,300	\$1,653	\$435
Grand Total: 2025, Sheridan County							\$189	\$8,756	\$8,945	\$6,329	\$2,182	\$435



Wyoming Department of Transportation
5300 Bishop Blvd
Cheyenne, WY 82009

STATE TRANSPORTATION IMPROVEMENT PROJECTS ENGINEERING & CONSTRUCTION

WYCN002B

Sheridan County

Transportation Projects

Fiscal Year: 2026

Trans Comm Dist	Project		General Location Detail Location	Begin RM	End RM	Length	Character of Work	Cost \$1,000						
								PE FY	PE	CE & CON	TOTAL	FED	ST	OTH
4	STP	0302093	CLEARMONT TO ARVADA CLEARMONT NORTH SECTION/US 14	38.10	46.95	8.85	PAVEMENT REHABILITATION	2022	291	4,250	4,541	4,109	432	0
4	NHPPI	I901123	MONTANA TO RANCHESTER WESTBOUND LANE/I-90 STRUCTURE NO. EOP, EUJ	0.00	5.00	5.00	RECONSTRUCTION	2020	200	7,783	7,983	7,405	578	0
4	NHPP	N372051	BURGESS JUNCTION TO DAYTON STEAMBOAT POINT/US 14	71.02	77.32	6.30	PAVEMENT REHABILITATION	2021	222	3,236	3,458	3,129	329	0
4	NHPP	N372052	BURGESS JUNCTION TO DAYTON TRUCK CATCHNET/US 14	70.60	70.90	0.30	SAFETY IMPROVEMENTS	2021	823	12,015	12,837	11,617	1,221	0
4	STP	P352038	BURGESS JUNCTION TO LOVELL DISTRICT BOUNDARY/US 14A	82.45	85.67	3.22	PAVEMENT REHABILITATION	2020	88	2,575	2,663	2,410	253	0
4	STP	P352039	BURGESS JUNCTION TO LOVELL US 14A	85.67	98.60	12.93	PAVEMENT REHABILITATION	2020	213	6,231	6,444	5,832	613	0
FY TOTAL:									\$1,837	\$36,090	\$37,926	\$34,502	\$3,426	\$0
Grand Total: 2026, Sheridan County									\$1,837	\$36,090	\$37,926	\$34,502	\$3,426	\$0



Wyoming Department of Transportation
5300 Bishop Blvd
Cheyenne, WY 82009

STATE TRANSPORTATION IMPROVEMENT PROJECTS ENGINEERING & CONSTRUCTION

WYCN002B

Sheridan County

Transportation Projects

Fiscal Year: Future Year

Trans Comm Dist	Project		General Location Detail Location	Begin RM	End RM	Length	Character of Work	Cost \$1,000							
								PE FY	PE	CE & CON	TOTAL	FED	ST	OTH	
4	STP	1708012	SHERIDAN COFFEEN AVENUE/US 87/WY 335 STRUCTURE NO. CZY	25.94	29.11	3.17	RECONSTRUCTION	2013	800	23,605	24,405	22,084	2,321	0	
FY TOTAL:									3.17	\$800	\$23,605	\$24,405	\$22,084	\$2,321	\$0
Grand Total: Future Year, Sheridan County										\$800	\$23,605	\$24,405	\$22,084	\$2,321	\$0



Wyoming Department of Transportation
5300 Bishop Blvd
Cheyenne, WY 82009

STATE TRANSPORTATION IMPROVEMENT PROJECTS COUNTY TOTAL

WYCN00102SUM

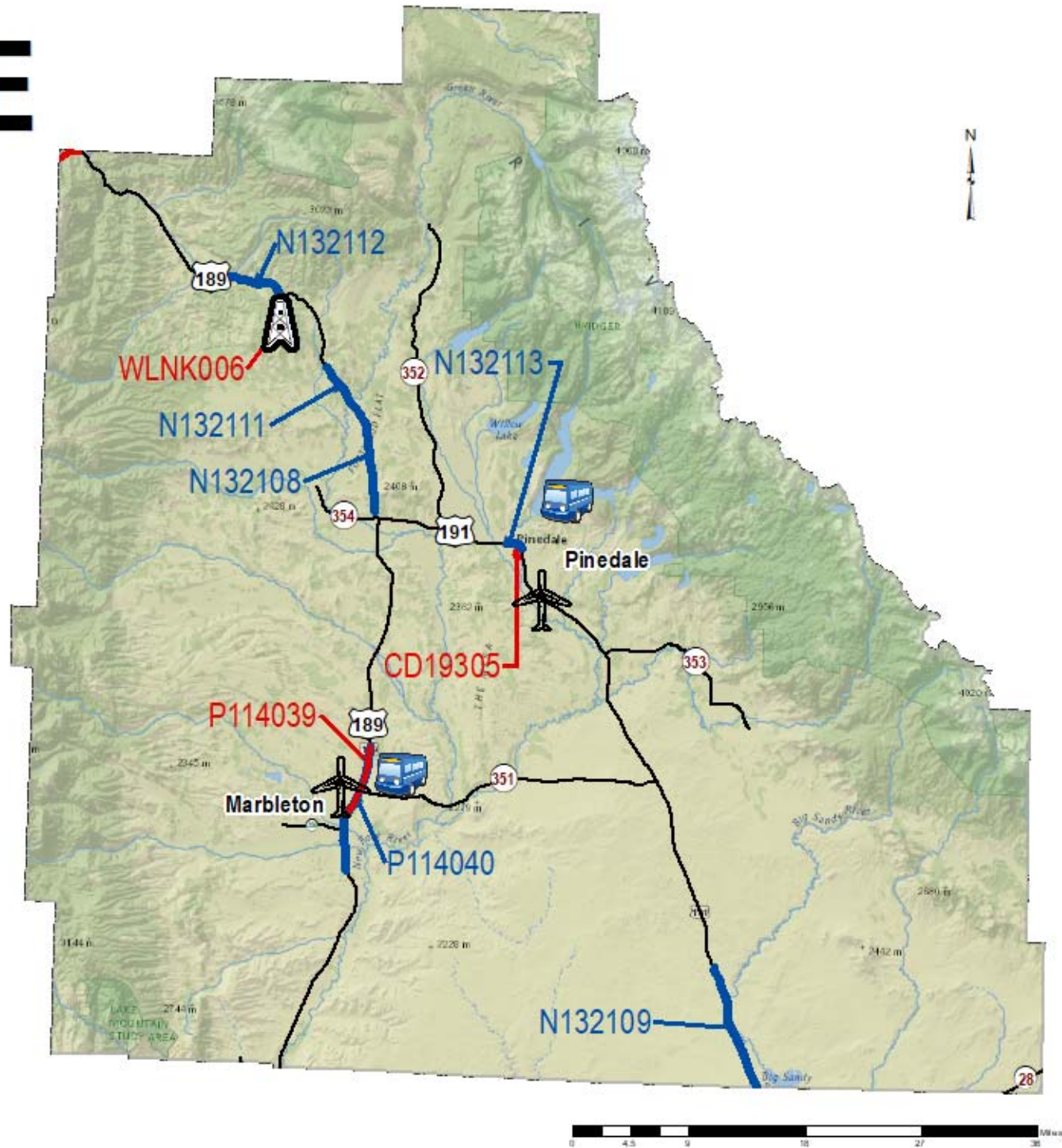
County		Transportation Projects	Capital Improvement Projects	Communications Projects	Transit Projects	Aeronautics Projects	Total
Sheridan	2021	\$26,324,000	\$0	\$0	\$987,000	\$1,067,000	\$28,378,000
	2022	\$3,947,000	\$0	\$0	\$0	\$666,000	\$4,613,000
	2023	\$6,876,000	\$0	\$0	\$0	\$791,000	\$7,667,000
	2024	\$18,170,000	\$0	\$0	\$0	\$1,923,000	\$20,093,000
	2025	\$5,557,000	\$0	\$0	\$0	\$3,388,000	\$8,945,000
	2026	\$37,926,000	\$0	\$0	\$0	\$0	\$37,926,000
	Future Year	\$24,405,000	\$0	\$0	\$0	\$0	\$24,405,000
	Total	\$123,205,000	\$0	\$0	\$987,000	\$7,835,000	\$132,027,000

SUBLETTE COUNTY

Key to FY 2021 STIP

- 2021
- Future
-  Communications
-  Aeronautics
-  Transit
-  Capital Improvement
- Urban Boundary Inset

MAP KEY





Wyoming Department of Transportation
5300 Bishop Blvd
Cheyenne, WY 82009

STATE TRANSPORTATION IMPROVEMENT PROJECTS ENGINEERING & CONSTRUCTION

WYCN002B

Sublette County

Transportation Projects

Fiscal Year: 2021

Trans Comm Dist	Project		General Location Detail Location	Begin RM	End RM	Length	Character of Work	Cost \$1,000						
								PE FY	PE	CE & CON	TOTAL	FED	ST	OTH
3	CD	CD19305	PINEDALE SOUTH TYLER AVENUE LPA-PINEDALE	0.97	1.58	0.61	COMMUNITY DEVELOPMENT	2019	79	476	556	444	0	111
3	STP	P114039	BIG PINEY TO DANIEL BIG PINEY CUTOFF/LOCKWOOD WETLAND MITIGATION RIGHT OF WAY 50K DOLLARS	107.49	113.07	5.58	ENVIRONMENTAL	2020	32	366	398	360	38	0
FY TOTAL:				6.19					\$111	\$842	\$954	\$804	\$38	\$111

Communications Projects

Fiscal Year: 2021

Trans Comm Dist	Project		General Location Detail Location	Begin RM	End RM	Length	Character of Work	Cost \$1,000						
								PE FY	PE	CE & CON	TOTAL	FED	ST	OTH
3	STP	WLNK006	BONDURANT BONDURANT REGION	0.00	0.00	0.00	SAFETY IMPROVEMENTS		0	430	430	389	41	0
FY TOTAL:				0.00					\$0	\$430	\$430	\$389	\$41	\$0



Wyoming Department of Transportation
5300 Bishop Blvd
Cheyenne, WY 82009

STATE TRANSPORTATION IMPROVEMENT PROJECTS ENGINEERING & CONSTRUCTION

WYCN002B

Sublette County

Transit Projects

Fiscal Year: 2021

Trans Comm Dist	Project		General Location Eligible Provider	Funding Source	Character of Work	Cost \$1,000						
						PE FY	PE	CE & CON	TOTAL	FED	ST	OTH
3	FTA	FT21030	BIG PINEY SOUTHWEST SUBLETTE COUNTY PIONEERS, INC.	5311	OPERATING/ADMIN/MAINT		0	25	25	24	0	1
3	FTA	FT21031	PINEDALE RENDEZVOUS POINTE	5311	OPERATING/ADMIN/MAINT		0	83	83	78	0	5
FY TOTAL:							\$0	\$108	\$108	\$102	\$0	\$6

Aeronautics Projects

Fiscal Year: 2021

Aero Comm Dist	Project		General Location		Character of Work	Cost \$1,000						
						PE FY	PE	CE & CON	TOTAL	FED	ST	OTH
2	AERO	ABP004A	BIG PINEY		PAVEMENT MAINTENANCE		0	200	200	0	180	20
2	AERO	ABP006A	BIG PINEY		BUILDINGS		0	333	333	300	20	13
2	AERO	APN001B	PINEDALE		PAVEMENT REHABILITATION		0	4,056	4,056	3,650	243	162
2	AERO	APN003A	PINEDALE		PAVEMENT MAINTENANCE		0	193	193	0	174	19
2	AERO	APN013A	PINEDALE		PAVEMENT EXPANSION		0	5,556	5,556	5,000	333	222
FY TOTAL:							\$0	\$10,338	\$10,338	\$8,950	\$950	\$436
Grand Total: 2021, Sublette County							\$111	\$11,718	\$11,830	\$10,245	\$1,029	\$553

Transportation Projects

Fiscal Year: 2022

Trans Comm Dist	Project		General Location Detail Location	Begin RM	End RM	Length	Character of Work	Cost \$1,000						
								PE FY	PE	CE & CON	TOTAL	FED	ST	OTH
3	NHPP	N132108	DANIEL JUNCTION NORTH/40 ROD FLATS/US 189/191	111.27	120.28	9.01	PAVEMENT REHABILITATION	2020	275	5,563	5,838	5,282	555	0
FY TOTAL:						9.01			\$275	\$5,563	\$5,838	\$5,282	\$555	\$0
Grand Total: 2022, Sublette County									\$275	\$5,563	\$5,838	\$5,282	\$555	\$0



Wyoming Department of Transportation
5300 Bishop Blvd
Cheyenne, WY 82009

STATE TRANSPORTATION IMPROVEMENT PROJECTS ENGINEERING & CONSTRUCTION

WYCN002B

Sublette County

Aeronautics Projects

Fiscal Year: 2023

Aero Comm Dist	Project		General Location		Character of Work	Cost \$1,000						
						PE FY	PE	CE & CON	TOTAL	FED	ST	OTH
2	AERO	ABP005A	BIG PINEY		PAVEMENT RECONSTRUCTION		0	100	100	0	80	20
2	AERO	APN004A	PINEDALE		PLANNING STUDY		0	333	333	300	20	13
FY TOTAL:							\$0	\$433	\$433	\$300	\$100	\$33
Grand Total: 2023, Sublette County							\$0	\$433	\$433	\$300	\$100	\$33

Aeronautics Projects

Fiscal Year: 2024

Aero Comm Dist	Project		General Location		Character of Work	Cost \$1,000						
						PE FY	PE	CE & CON	TOTAL	FED	ST	OTH
2	AERO	ABP005B	BIG PINEY		PAVEMENT RECONSTRUCTION		0	739	739	665	44	30
2	AERO	APN009A	PINEDALE		AIRPORT EQUIPMENT		0	165	165	0	149	17
2	AERO	APN014A	PINEDALE		PAVEMENT REHABILITATION		0	1,278	1,278	1,150	77	51
FY TOTAL:							\$0	\$2,182	\$2,182	\$1,815	\$270	\$98
Grand Total: 2024, Sublette County							\$0	\$2,182	\$2,182	\$1,815	\$270	\$98

Transportation Projects

Fiscal Year: 2025

Trans Comm Dist	Project		General Location Detail Location	Begin RM	End RM	Length	Character of Work	Cost \$1,000						
								PE FY	PE	CE & CON	TOTAL	FED	ST	OTH
3	NHPP	N132109	FARSON TO PINEDALE COUNTY LINE NORTH/US 189/191	51.62	61.62	10.00	PAVEMENT REHABILITATION	2020	158	4,767	4,925	4,457	468	0
FY TOTAL:						10.00			\$158	\$4,767	\$4,925	\$4,457	\$468	\$0



Wyoming Department of Transportation
5300 Bishop Blvd
Cheyenne, WY 82009

STATE TRANSPORTATION IMPROVEMENT PROJECTS ENGINEERING & CONSTRUCTION

WYCN002B

Sublette County

Aeronautics Projects

Fiscal Year: 2025

Aero Comm Dist	Project		General Location		Character of Work	Cost \$1,000						
						PE FY	PE	CE & CON	TOTAL	FED	ST	OTH
2	AERO	ABP007A	BIG PINEY		PAVEMENT MAINTENANCE		0	225	225	0	203	23
2	AERO	APN015A	PINEDALE		PAVEMENT MAINTENANCE		0	420	420	0	378	42
FY TOTAL:							\$0	\$645	\$645	\$0	\$581	\$65
Grand Total: 2025, Sublette County							\$158	\$5,412	\$5,570	\$4,457	\$1,049	\$65

Transportation Projects

Fiscal Year: 2026

Trans Comm Dist	Project		General Location Detail Location	Begin RM	End RM	Length	Character of Work	Cost \$1,000						
								PE FY	PE	CE & CON	TOTAL	FED	ST	OTH
3	NHPP-RF	N132111	DANIEL JUNCTION TO BONDURANT US 189/191	120.18	123.63	3.45	FENCING	2020	23	495	518	468	49	0
3	NHPP-RF	N132112	DANIEL JUNCTION TO BONDURANT US 189/191	131.28	136.37	5.09	FENCING	2020	40	905	945	855	90	0
3	NHPP	N132113	PINEDALE US 191	98.93	100.29	1.36	PAVEMENT REHABILITATION	2020	140	4,088	4,228	3,826	402	0
3	STP	P114040	LA BARGE TO DANIEL MARBLETON NORTH SECTION/US 189	102.90	113.00	10.10	PAVEMENT REHABILITATION	2022	650	9,490	10,140	9,176	964	0
FY TOTAL:						20.00			\$853	\$14,978	\$15,831	\$14,325	\$1,505	\$0
Grand Total: 2026, Sublette County									\$853	\$14,978	\$15,831	\$14,325	\$1,505	\$0



Wyoming Department of Transportation
5300 Bishop Blvd
Cheyenne, WY 82009

STATE TRANSPORTATION IMPROVEMENT PROJECTS COUNTY TOTAL

WYCN00102SUM

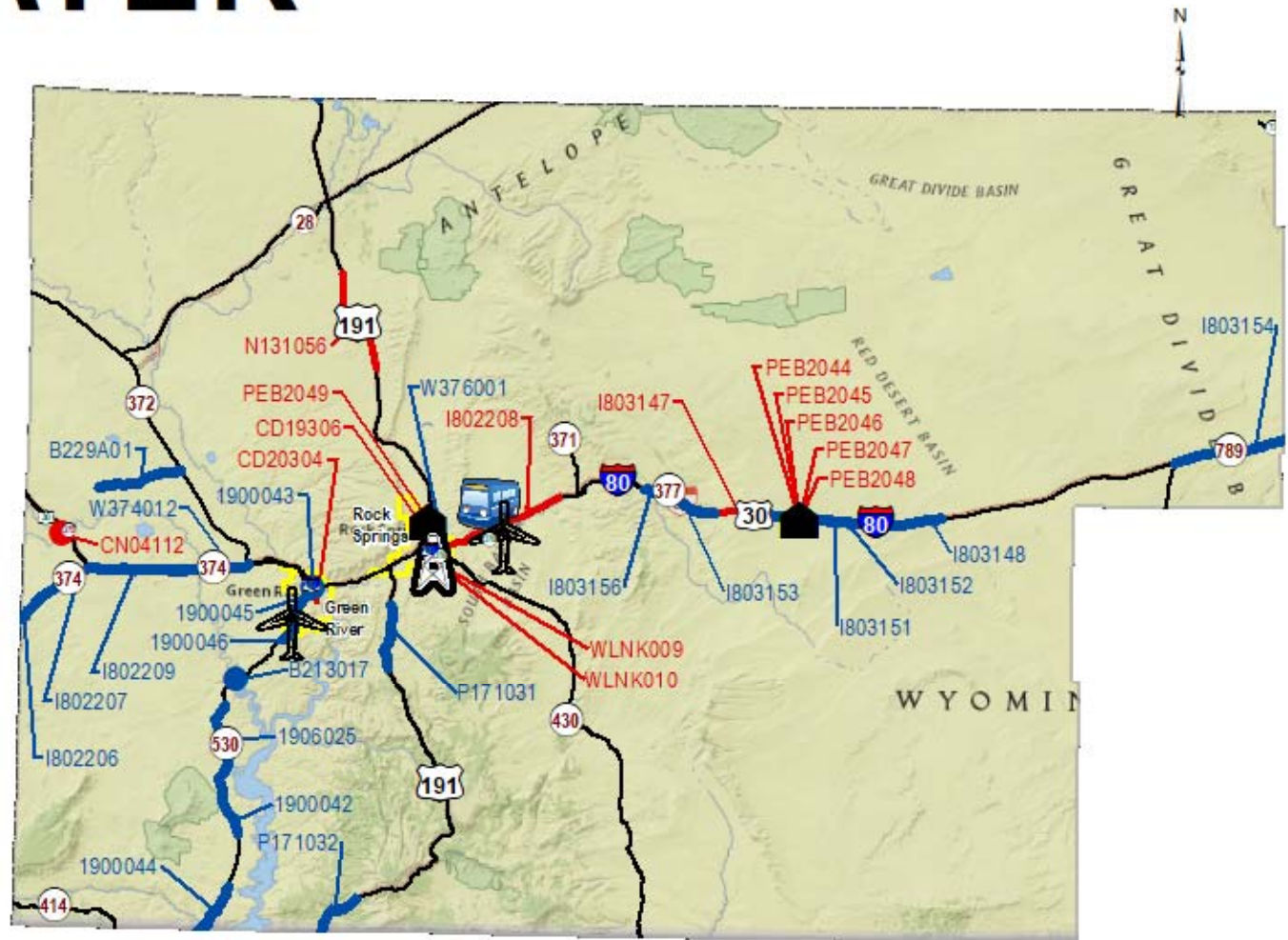
County		Transportation Projects	Capital Improvement Projects	Communications Projects	Transit Projects	Aeronautics Projects	Total
Sublette	2021	\$954,000	\$0	\$430,000	\$108,000	\$10,338,000	\$11,830,000
	2022	\$5,838,000	\$0	\$0	\$0	\$0	\$5,838,000
	2023	\$0	\$0	\$0	\$0	\$433,000	\$433,000
	2024	\$0	\$0	\$0	\$0	\$2,182,000	\$2,182,000
	2025	\$4,925,000	\$0	\$0	\$0	\$645,000	\$5,570,000
	2026	\$15,831,000	\$0	\$0	\$0	\$0	\$15,831,000
	Total	\$27,548,000	\$0	\$430,000	\$108,000	\$13,598,000	\$41,684,000

SWEETWATER COUNTY

Key to FY 2021 STIP

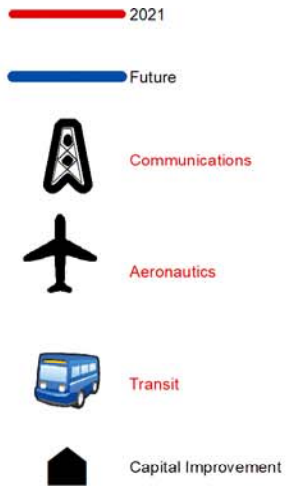


MAP KEY

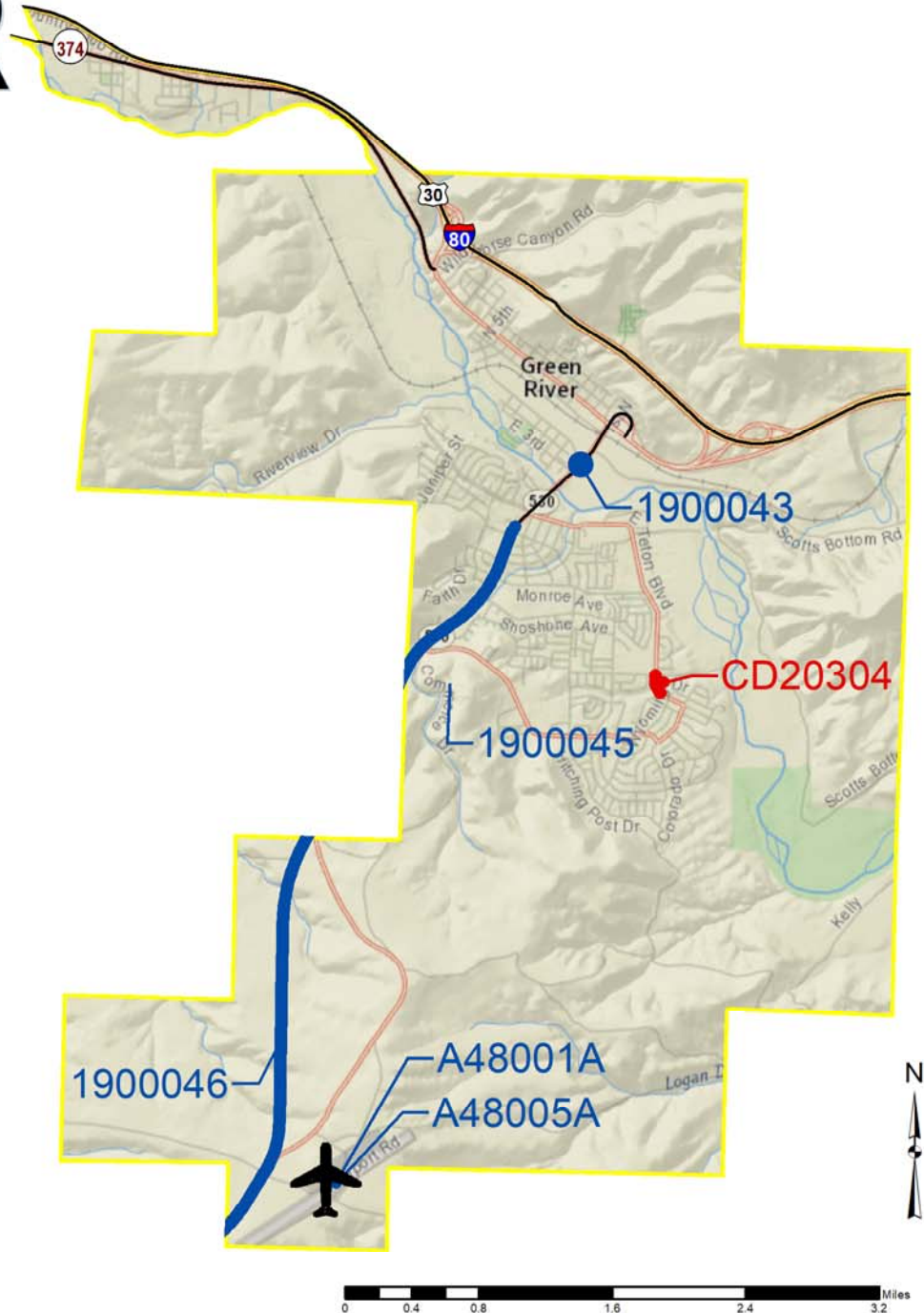


GREEN RIVER INSET

Key to FY 2021 STIP

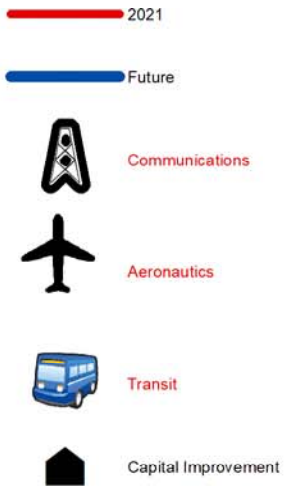


MAP KEY

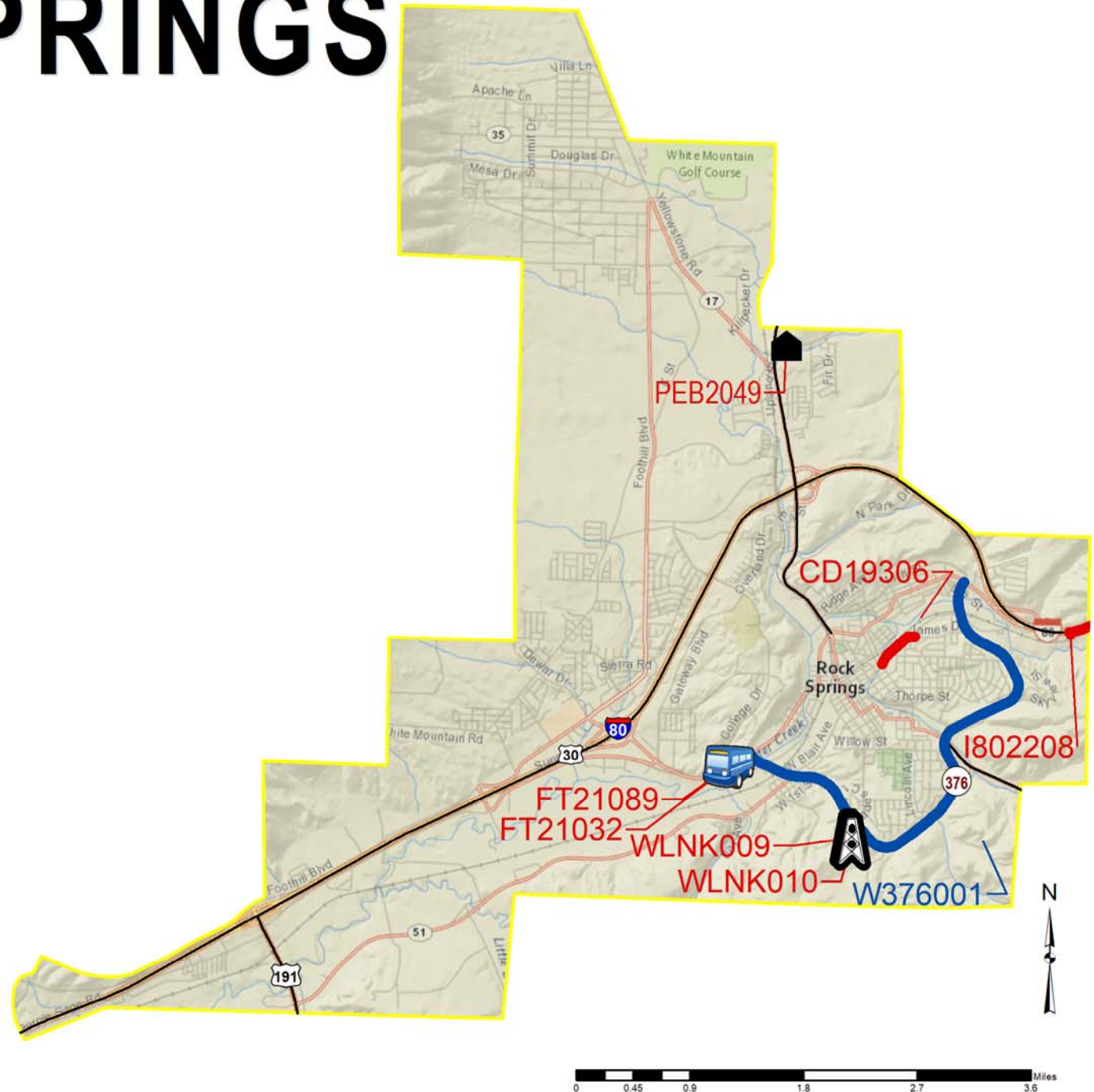


ROCK SPRINGS INSET

Key to FY 2021 STIP



MAP KEY





Wyoming Department of Transportation
5300 Bishop Blvd
Cheyenne, WY 82009

STATE TRANSPORTATION IMPROVEMENT PROJECTS ENGINEERING & CONSTRUCTION

WYCN002B

Sweetwater County

Transportation Projects

Fiscal Year: 2021

Trans Comm Dist	Project		General Location Detail Location	Begin RM	End RM	Length	Character of Work	Cost \$1,000						
								PE FY	PE	CE & CON	TOTAL	FED	ST	OTH
3	ARSCT	ARS3975	WAMSUTTER PURCHASE STOCKPILE MATERIALS	0.00	0.00	0.00	GENERAL MAINTENANCE		0	3	3	0	0	3
2	CD	CD19306	ROCK SPRINGS PATHWAY ALONG JAMES DRIVE TO 2ND STREET LPA-CITY OF ROCK SPRINGS	100.53	100.87	0.34	COMMUNITY DEVELOPMENT	2019	31	373	404	324	0	81
2	CD	CD20304	GREEN RIVER TETON BLVD BETWEEN AVE TO THE NORTH AND ALABAMA DR TO THE SOUTH LPA-CITY OF GREEN RIVER	101.51	101.62	0.11	COMMUNITY DEVELOPMENT	2020	6	164	170	136	0	34
2	CRISI	CN04112	GRANGER GRANGER STREETS/FIRST STREET UPRR/DOT NO. 810480A	1.58	1.58	0.00	RAILROAD	2019	73	0	73	0	73	0
2	NHPPI- SIB	I802208	ROCK SPRINGS TO RAWLINS ROCK SPRING EAST I-80 EASTBOUND LANE	107.63	120.32	12.69	PAVEMENT REHABILITATION	2019	1,975	21,649	23,624	21,914	1,710	0
2	NHPPI	I803147	ROCK SPRINGS TO RAWLINS BITTER CREEK SECTION/I-80 STRUCTURE NO. ARG, ARH, ARI, ARJ	138.00	143.00	5.00	PAVEMENT REHABILITATION	2019	489	11,220	11,709	10,861	848	0
2	NHPP	N131056	ROCK SPRINGS TO FARSON US 191	21.50	32.70	11.20	PAVEMENT REHABILITATION	2020	158	5,694	5,852	5,296	557	0



Wyoming Department of Transportation
5300 Bishop Blvd
Cheyenne, WY 82009

STATE TRANSPORTATION IMPROVEMENT PROJECTS ENGINEERING & CONSTRUCTION

WYCN002B

Sweetwater County

Transportation Projects

Fiscal Year: 2021

Trans Comm Dist	Project	General Location Detail Location	Begin RM	End RM	Length	Character of Work	Cost \$1,000						
							PE FY	PE	CE & CON	TOTAL	FED	ST	OTH
					FY TOTAL: 29.34			\$2,732	\$39,103	\$41,835	\$38,531	\$3,188	\$118



Wyoming Department of Transportation
5300 Bishop Blvd
Cheyenne, WY 82009

STATE TRANSPORTATION IMPROVEMENT PROJECTS ENGINEERING & CONSTRUCTION

WYCN002B

Sweetwater County

Capital Improvement Projects

Fiscal Year: 2021

Trans Comm Dist	Project		General Location Detail Location	Begin RM	End RM		Character of Work	Cost \$1,000						
								PE FY	PE	CE & CON	TOTAL	FED	ST	OTH
3	PEB	PEB2044	TRANSPORTATION DISTRICT 3 PATRICK DRAW/BUILDING 6161	0.00	0.00		ELECTRICAL UPGRADES		0	20	20	0	20	0
3	PEB	PEB2045	TRANSPORTATION DISTRICT 3 PATRICK DRAW/BUILDING 6162	0.00	0.00		ELECTRICAL UPGRADES		0	20	20	0	20	0
3	PEB	PEB2046	TRANSPORTATION DISTRICT 3 PATRICK DRAW/BUILDING 6135	0.00	0.00		ELECTRICAL UPGRADES		0	20	20	0	20	0
3	PEB	PEB2047	TRANSPORTATION DISTRICT 3 PATRICK DRAW/BUILDING 6136	0.00	0.00		ELECTRICAL UPGRADES		0	20	20	0	20	0
3	PEB	PEB2048	TRANSPORTATION DISTRICT 3 PATRICK DRAW/BUILDING 6851	0.00	0.00		NEW BUILDING		0	20	20	0	20	0
3	PEB	PEB2049	ROCK SPRINGS PATROL/BUILDING 6102	0.00	0.00		FENCING		0	20	20	0	20	0
FY TOTAL:									\$0	\$120	\$120	\$0	\$120	\$0



Wyoming Department of Transportation
5300 Bishop Blvd
Cheyenne, WY 82009

STATE TRANSPORTATION IMPROVEMENT PROJECTS ENGINEERING & CONSTRUCTION

WYCN002B

Sweetwater County

Communications Projects

Fiscal Year: 2021

Trans Comm Dist	Project		General Location Detail Location	Begin RM	End RM	Length	Character of Work	Cost \$1,000						
								PE FY	PE	CE & CON	TOTAL	FED	ST	OTH
3	STP	WLNK009	ROCK SPRINGS BLAIR TOWN/SOUTH OF ROCK SPRINGS ALONG SIDE BELT ROUTE	0.00	0.00	0.00	SAFETY IMPROVEMENTS		0	585	585	530	56	0
7	STP	WLNK010	ROCK SPRINGS 14 MILE/NORTH OF ROCK SPRINGS ALONG US 191	0.00	0.00	0.00	SAFETY IMPROVEMENTS		0	456	456	413	43	0
FY TOTAL:				0.00					\$0	\$1,041	\$1,041	\$943	\$99	\$0

Transit Projects

Fiscal Year: 2021

Trans Comm Dist	Project		General Location Eligible Provider	Funding Source	Character of Work	Cost \$1,000						
						PE FY	PE	CE & CON	TOTAL	FED	ST	OTH
2	FTA	FT21032	ROCK SPRINGS SWEETWATER COUNTY TRANSIT AUTHORITY RESOURCES	5311	OPERATING/ADMIN/MAINT		0	647	647	605	0	42
2	FTA	FT21089	ROCK SPRINGS SWEETWATER COUNTY TRANSIT AUTHORITY RESOURCES	5339	PURCHASE ONE LIGHT-DUTY BUS		0	80	80	64	0	16
FY TOTAL:							\$0	\$727	\$727	\$669	\$0	\$58



Wyoming Department of Transportation
5300 Bishop Blvd
Cheyenne, WY 82009

STATE TRANSPORTATION IMPROVEMENT PROJECTS ENGINEERING & CONSTRUCTION

WYCN002B

Sweetwater County

Aeronautics Projects

Fiscal Year: 2021

Aero Comm Dist	Project		General Location		Character of Work	Cost \$1,000						
						PE FY	PE	CE & CON	TOTAL	FED	ST	OTH
2	AERO	ARK004C	ROCK SPRINGS		BUILDINGS		0	436	436	0	392	44
2	AERO	ARK005A	ROCK SPRINGS		AIRPORT EQUIPMENT		0	738	738	0	664	74
2	AERO	ARK008A	ROCK SPRINGS		PAVEMENT MAINTENANCE		0	803	803	0	723	80
FY TOTAL:							\$0	\$1,977	\$1,977	\$0	\$1,779	\$198

Grand Total: 2021, Sweetwater County

\$2,732 \$42,968 \$45,700 \$40,143 \$5,186 \$374



Wyoming Department of Transportation
5300 Bishop Blvd
Cheyenne, WY 82009

STATE TRANSPORTATION IMPROVEMENT PROJECTS ENGINEERING & CONSTRUCTION

WYCN002B

Sweetwater County

Transportation Projects

Fiscal Year: 2022

Trans Comm Dist	Project		General Location Detail Location	Begin RM	End RM	Length	Character of Work	Cost \$1,000						
								PE FY	PE	CE & CON	TOTAL	FED	ST	OTH
2	HSIP	1900043	GREEN RIVER UINTA AND 2ND/RIVER VIEW/MONROE WY 530	0.44	0.44	0.00	TRAFFIC SYSTEMS	2019	145	1,615	1,760	1,593	167	0
2	STP	1906025	GREEN RIVER TO FONTENELLE FONTENNELE JCT WY 28 SOUTH/WY 530	17.19	26.76	9.57	PAVEMENT REHABILITATION	2020	283	3,399	3,682	3,332	350	0
2	SCP-TC- BR	B213017	TRANSPORTATION DISTRICT 3 STRUCTURE NO. FHW, APA, CDA	13.96	13.96	0.00	STRUCTURE REPAIR	2018	104	3,665	3,769	94	3,675	0
7	ARSCT	B229A01	SWEETWATER COUNTY COUNTY ROAD 11 TEXASGULF SULPHUR ROAD/TRANSVERSE RUMBLE STRIPS	0.00	9.01	9.01	SAFETY IMPROVEMENTS	2020	1	5	6	0	0	5
2	NHPPI	I802209	LYMAN TO GREEN RIVER LITTLE AMERICA/I-80	65.40	76.00	10.60	PAVEMENT REHABILITATION	2020	1,340	16,107	17,447	16,184	1,263	0
2	NHPPI-SF	I803154	CRESTON JUNCTION TO RAWLINS I 80/EASTBOUND LANE	187.20	204.10	16.90	FENCING	2020	405	4,450	4,855	4,503	351	0
FY TOTAL:				46.08					\$2,278	\$29,241	\$31,519	\$25,706	\$5,806	\$5



Wyoming Department of Transportation
5300 Bishop Blvd
Cheyenne, WY 82009

STATE TRANSPORTATION IMPROVEMENT PROJECTS ENGINEERING & CONSTRUCTION

WYCN002B

Sweetwater County

Aeronautics Projects

Fiscal Year: 2022

Aero Comm Dist	Project		General Location		Character of Work	Cost \$1,000						
						PE FY	PE	CE & CON	TOTAL	FED	ST	OTH
2	AERO	A48005A	GREEN RIVER		AIRPORT LIGHTING OR SIGNAGE		0	40	40	0	36	4
2	AERO	ARK007A	ROCK SPRINGS		BUILDINGS		0	2,500	2,500	0	1,500	1,000
FY TOTAL:							\$0	\$2,540	\$2,540	\$0	\$1,536	\$1,004
Grand Total: 2022, Sweetwater County							\$2,278	\$31,781	\$34,059	\$25,706	\$7,342	\$1,009

Transportation Projects

Fiscal Year: 2023

Trans Comm Dist	Project		General Location Detail Location	Begin RM	End RM	Length	Character of Work	Cost \$1,000						
								PE FY	PE	CE & CON	TOTAL	FED	ST	OTH
2	NHPP	I802206	EVANSTON TO GREEN RIVER COUNTY LINE EAST/I-80 EASTBOUND LANE/STRUCTURE NO. AOI, AOG	57.04	65.42	8.38	PAVEMENT REHABILITATION	2019	349	9,526	9,875	9,160	715	0
2	NHPPI	I802207	EVANSTON TO GREEN RIVER COUNTY LINE EAST/I-80 WESTBOUND LANE/STRUCTURE NO. AOJ, AOH	57.04	65.42	8.38	PAVEMENT REHABILITATION	2021	349	9,525	9,874	9,159	715	0
FY TOTAL:				16.76					\$698	\$19,051	\$19,749	\$18,319	\$1,430	\$0

Aeronautics Projects

Fiscal Year: 2023

Aero Comm Dist	Project		General Location		Character of Work	Cost \$1,000						
						PE FY	PE	CE & CON	TOTAL	FED	ST	OTH
2	AERO	ARK007B	ROCK SPRINGS		BUILDINGS		0	2,500	2,500	0	1,500	1,000
2	AERO	ARK007C	ROCK SPRINGS		BUILDINGS		0	1,067	1,067	1,000	40	27
FY TOTAL:							\$0	\$3,567	\$3,567	\$1,000	\$1,540	\$1,027
Grand Total: 2023, Sweetwater County							\$698	\$22,618	\$23,316	\$19,319	\$2,970	\$1,027



Wyoming Department of Transportation
5300 Bishop Blvd
Cheyenne, WY 82009

STATE TRANSPORTATION IMPROVEMENT PROJECTS ENGINEERING & CONSTRUCTION

WYCN002B

Sweetwater County

Transportation Projects

Fiscal Year: 2024

Trans Comm Dist	Project		General Location Detail Location	Begin RM	End RM	Length	Character of Work	Cost \$1,000						
								PE FY	PE	CE & CON	TOTAL	FED	ST	OTH
2	NHPPI-SIB	I803151	ROCK SPRINGS TO RAWLINS PATRICK DRAW/I-80 EASTBOUND LANE STRUCTURE NO. ARK, ARM, ARO, ARQ, ARS	143.00	154.00	11.00	PAVEMENT REHABILITATION	2019	1,220	16,809	18,029	16,724	1,305	0
2	NHPPI-SIB	I803152	ROCK SPRINGS TO RAWLINS PATRICK DRAW/I-80 WESTBOUND LANE STRUCTURE NO. ARL, ARN, ARP, ARR, ART	143.00	154.00	11.00	PAVEMENT REHABILITATION	2019	1,220	16,809	18,029	16,724	1,305	0
2	SCP-TC	P171031	FLAMING GORGE TO UTAH EAST SIDE ROAD/US 191	504.19	511.40	7.21	PAVEMENT RESURFACE	2022	94	2,683	2,777	2,513	264	0
FY TOTAL:						29.21			\$2,534	\$36,301	\$38,835	\$35,961	\$2,874	\$0

Aeronautics Projects

Fiscal Year: 2024

Aero Comm Dist	Project		General Location		Character of Work	Cost \$1,000						
						PE FY	PE	CE & CON	TOTAL	FED	ST	OTH
2	AERO	ARK006A	ROCK SPRINGS		AIRPORT LIGHTING OR SIGNAGE		0	665	665	623	25	17
2	AERO	ARK018A	ROCK SPRINGS		AIRPORT EQUIPMENT		0	450	450	0	405	45
2	AERO	ARK019A	ROCK SPRINGS		PLANNING STUDY		0	469	469	440	18	12
FY TOTAL:							\$0	\$1,584	\$1,584	\$1,063	\$448	\$74
Grand Total: 2024, Sweetwater County							\$2,534	\$37,885	\$40,419	\$37,024	\$3,322	\$74



Wyoming Department of Transportation
5300 Bishop Blvd
Cheyenne, WY 82009

STATE TRANSPORTATION IMPROVEMENT PROJECTS ENGINEERING & CONSTRUCTION

WYCN002B

Sweetwater County

Transportation Projects

Fiscal Year: 2025

Trans Comm Dist	Project		General Location Detail Location	Begin RM	End RM	Length	Character of Work	Cost \$1,000						
								PE FY	PE	CE & CON	TOTAL	FED	ST	OTH
2	STP	1900044	GREEN RIVER UTAH LINE NORTH/WY 530	38.70	44.85	6.15	PAVEMENT REHABILITATION	2022	121	3,501	3,622	3,278	344	0
2	STP	1900046	GREEN RIVER TO UTAH GREEN RIVER SOUTH/WY 530	2.40	7.23	4.83	PAVEMENT REHABILITATION	2022	373	4,106	4,479	4,053	426	0
2	NHPPI	I803153	ROCK SPRINGS TO RAWLINS PATRICK DRAW EAST/EASTBOUND LANE/I-80/STRUCTURE NO. AQY, ARC, ARE	130.00	138.00	8.00	PAVEMENT REHABILITATION	2020	888	12,836	13,724	12,730	994	0
2	NHPPI	I803156	ROCK SPRINGS TO RAWLINS PATRICK DRAW EAST/I-80 WESTBOUND LANE/STRUCTURE NO. AQZ, ARD, ARF	130.00	138.00	8.00	PAVEMENT REHABILITATION	2021	924	12,847	13,771	12,774	997	0
FY TOTAL:						26.98			\$2,306	\$33,290	\$35,596	\$32,835	\$2,761	\$0

Aeronautics Projects

Fiscal Year: 2025

Aero Comm Dist	Project		General Location		Character of Work	Cost \$1,000						
						PE FY	PE	CE & CON	TOTAL	FED	ST	OTH
2	AERO	ARK020A	ROCK SPRINGS		PAVEMENT MAINTENANCE		0	880	880	0	792	88
FY TOTAL:							\$0	\$880	\$880	\$0	\$792	\$88
Grand Total: 2025, Sweetwater County							\$2,306	\$34,170	\$36,476	\$32,835	\$3,553	\$88



Wyoming Department of Transportation
5300 Bishop Blvd
Cheyenne, WY 82009

STATE TRANSPORTATION IMPROVEMENT PROJECTS ENGINEERING & CONSTRUCTION

WYCN002B

Sweetwater County

Transportation Projects

Fiscal Year: 2026

Trans Comm Dist	Project		General Location Detail Location	Begin RM	End RM	Length	Character of Work	Cost \$1,000						
								PE FY	PE	CE & CON	TOTAL	FED	ST	OTH
2	STP	1900042	GREEN RIVER SQUAW HOLLOW/WY 530	26.20	33.00	6.80	PAVEMENT REHABILITATION	2023	119	4,738	4,857	4,395	462	0
2	STP	1900045	GREEN RIVER TO UTAH WY 530	0.80	2.70	1.90	PAVEMENT REHABILITATION	2020	135	2,522	2,656	2,404	253	0
2	NHPPI	I803148	ROCK SPRINGS TO RAWLINS TABLE ROCK-WAMSUTTER/I-80	153.80	161.90	8.10	PAVEMENT RESURFACE	2024	75	5,273	5,348	4,961	387	0
2	STP	P171032	ROCK SPRINGS TO UTAH US 191 S	545.50	551.39	5.89	PAVEMENT REHABILITATION	2020	120	3,504	3,625	3,279	345	0
2	STP	W374012	LITTLE AMERICA WY 374	69.77	83.56	13.79	PAVEMENT REHABILITATION	2020	245	7,154	7,399	6,695	704	0
2	STP	W376001	ROCK SPRINGS SOUTH SIDE BELT LOOP/WY 376	0.00	4.31	4.31	PAVEMENT REHABILITATION	2020	170	4,964	5,134	4,646	488	0
FY TOTAL:									\$864	\$28,155	\$29,019	\$26,380	\$2,639	\$0
Grand Total: 2026, Sweetwater County									\$864	\$28,155	\$29,019	\$26,380	\$2,639	\$0



Wyoming Department of Transportation
5300 Bishop Blvd
Cheyenne, WY 82009

STATE TRANSPORTATION IMPROVEMENT PROJECTS COUNTY TOTAL

WYCN00102SUM

County		Transportation Projects	Capital Improvement Projects	Communications Projects	Transit Projects	Aeronautics Projects	Total
Sweetwater	2021	\$41,835,000	\$120,000	\$1,041,000	\$727,000	\$1,977,000	\$45,700,000
	2022	\$31,519,000	\$0	\$0	\$0	\$2,540,000	\$34,059,000
	2023	\$19,749,000	\$0	\$0	\$0	\$3,567,000	\$23,316,000
	2024	\$38,835,000	\$0	\$0	\$0	\$1,584,000	\$40,419,000
	2025	\$35,596,000	\$0	\$0	\$0	\$880,000	\$36,476,000
	2026	\$29,019,000	\$0	\$0	\$0	\$0	\$29,019,000
	Total	\$196,553,000	\$120,000	\$1,041,000	\$727,000	\$10,548,000	\$208,989,000

TETON COUNTY

Key to FY 2021 STIP



MAP KEY



JACKSON INSET

Key to FY 2021 STIP



MAP KEY





Wyoming Department of Transportation
5300 Bishop Blvd
Cheyenne, WY 82009

STATE TRANSPORTATION IMPROVEMENT PROJECTS ENGINEERING & CONSTRUCTION

WYCN002B

Teton County

Transportation Projects

Fiscal Year: 2021

Trans Comm Dist	Project		General Location Detail Location	Begin RM	End RM	Length	Character of Work	Cost \$1,000						
								PE FY	PE	CE & CON	TOTAL	FED	ST	OTH
3	SCP-TC	2000059	JACKSON TO WILSON TRIBAL TRAIL CONNECTOR INTO WY 22	1.60	1.60	0.00	MODIFY INTERSECTION		0	1,495	1,495	0	1,495	0
3	ARSCT	ARS3905	TETON COUNTY TRIBAL TRAILS CONNECTOR/CONNECT SOUTH PARK LOOP ROAD TO WY 22	1.46	1.46	0.00	NEW CONSTRUCTION	2019	1,000	5,336	6,336	0	0	6,336
3	HSIP	N104095	BONDURANT TO HOBACK JUNCTION US 189/191	152.94	160.38	7.44	GUARDRAIL	2020	90	1,040	1,130	1,023	107	0
FY TOTAL:									\$1,090	\$7,871	\$8,961	\$1,023	\$1,602	\$6,336

Capital Improvement Projects

Fiscal Year: 2021

Trans Comm Dist	Project		General Location Detail Location	Begin RM	End RM		Character of Work	Cost \$1,000						
								PE FY	PE	CE & CON	TOTAL	FED	ST	OTH
3	PEB	PEB2019	JACKSON EMPLOYEE HOUSING	0.00	0.00		HOUSING DESIGN		1,255	0	1,255	0	1,255	0
3	PEB	PEB2043	JACKSON BUILDING 6510	0.00	0.00		NEW CANOPY		0	70	70	0	70	0
FY TOTAL:									\$1,255	\$70	\$1,325	\$0	\$1,325	\$0



Wyoming Department of Transportation
5300 Bishop Blvd
Cheyenne, WY 82009

STATE TRANSPORTATION IMPROVEMENT PROJECTS ENGINEERING & CONSTRUCTION

WYCN002B

Teton County

Communications Projects

Fiscal Year: 2021

Trans Comm Dist	Project		General Location Detail Location	Begin RM	End RM	Length	Character of Work	Cost \$1,000						
								PE FY	PE	CE & CON	TOTAL	FED	ST	OTH
3	STP	WLNK012	JACKSON TETON PASS/SOUTH OF TETON PASS HIGHWAY	0.00	0.00	0.00	SAFETY IMPROVEMENTS		0	648	648	586	62	0
FY TOTAL:						0.00		\$0	\$648	\$648		\$586	\$62	\$0

Transit Projects

Fiscal Year: 2021

Trans Comm Dist	Project		General Location Eligible Provider	Funding Source	Character of Work	Cost \$1,000						
						PE FY	PE	CE & CON	TOTAL	FED	ST	OTH
3	FTA	FT21033	JACKSON CHILDREN'S LEARNING CENTER, INC.	STATE	OPERATING/ADMIN/MAINT		0	47	47	0	47	1
3	FTA	FT21034	JACKSON SENIOR CENTER OF JACKSON HOLE, INC.	5311	OPERATING/ADMIN/MAINT		0	55	55	54	0	2
3	FTA	FT21035	JACKSON SOUTHERN TETON AREA RAPID TRANSIT	5311	OPERATING/ADMIN/MAINT		0	3,944	3,944	3,856	0	88
3	FTA	FT21080	JACKSON SOUTHERN TETON AREA RAPID TRANSIT	5339	PURCHASE SEVEN HEAVYDUTY BUSES		0	3,440	3,440	2,632	0	808
FY TOTAL:							\$0	\$7,486	\$7,486	\$6,542	\$47	\$899



Wyoming Department of Transportation
5300 Bishop Blvd
Cheyenne, WY 82009

STATE TRANSPORTATION IMPROVEMENT PROJECTS ENGINEERING & CONSTRUCTION

WYCN002B

Teton County

Aeronautics Projects

Fiscal Year: 2021

Aero Comm Dist	Project		General Location		Character of Work	Cost \$1,000						
						PE FY	PE	CE & CON	TOTAL	FED	ST	OTH
2	AERO	AJA001A	JACKSON		PAVEMENT REHABILITATION		0	9,067	9,067	8,500	340	227
2	AERO	AJA001B	JACKSON		PAVEMENT RECONSTRUCTION		0	567	567	0	340	227
2	AERO	AJA003A	JACKSON		PAVEMENT MAINTENANCE		0	290	290	0	261	29
2	AERO	AJA011B	JACKSON		FENCING		0	120	120	113	8	0
FY TOTAL:							\$0	\$10,044	\$10,044	\$8,613	\$949	\$483

Grand Total: 2021, Teton

\$2,345

\$28,464

\$16,764

\$3,98

\$7,718

Aeronautics Projects

Fiscal Year: 2022

Aero Comm Dist	Project		General Location		Character of Work	Cost \$1,000						
						PE FY	PE	CE & CON	TOTAL	FED	ST	OTH
2	AERO	AJA011C	JACKSON		PLANNING STUDY		0	120	120	113	0	8
2	AERO	AJAC20C	JACKSON		BUILDINGS		0	3,787	3,787	3,550	142	95
FY TOTAL:							\$0	\$3,907	\$3,907	\$3,663	\$142	\$103

Grand Total: 2022, Teton County

\$0

\$3,907

\$3,907

\$3,663

\$142

\$103

Transportation Projects

Fiscal Year: 2023

Trans Comm Dist	Project		General Location Detail Location	Begin RM	End RM	Length	Character of Work	Cost \$1,000						
								PE FY	PE	CE & CON	TOTAL	FED	ST	OTH
3	STP	2000058	JACKSON TO WILSON WY 22/STRUCTURE NO. BMV	3.19	4.24	1.05	RECONSTRUCTION	2017	1,455	29,302	30,757	27,832	2,925	0
3	STP- BROS	CN22036	TETON COUNTY BRIDGE OVER SNAKE RIVER STRUCTURE NO. DEY	0.06	0.06	0.00	BRIDGE REPLACEMENT	2019	922	4,128	5,050	4,570	0	480
FY TOTAL:						1.05			\$2,377	\$33,430	\$35,807	\$32,402	\$2,925	\$480



Wyoming Department of Transportation
5300 Bishop Blvd
Cheyenne, WY 82009

STATE TRANSPORTATION IMPROVEMENT PROJECTS ENGINEERING & CONSTRUCTION

WYCN002B

Teton County

Aeronautics Projects

Fiscal Year: 2023

Aero Comm Dist	Project		General Location		Character of Work	Cost \$1,000						
						PE FY	PE	CE & CON	TOTAL	FED	ST	OTH
2	AERO	AJA005A	JACKSON		PAVEMENT REHABILITATION		0	13,387	13,387	12,550	502	335
FY TOTAL:							\$0	\$13,387	\$13,387	\$12,550	\$502	\$335
Grand Total: 2023, Teton County							\$2,377	\$46,817	\$49,194	\$44,952	\$3,427	\$815

Aeronautics Projects

Fiscal Year: 2024

Aero Comm Dist	Project		General Location		Character of Work	Cost \$1,000						
						PE FY	PE	CE & CON	TOTAL	FED	ST	OTH
2	AERO	AJA009A	JACKSON		PAVEMENT REHABILITATION		0	960	960	900	36	24
2	AERO	AJA012A	JACKSON		AIRPORT EQUIPMENT		0	1,675	1,675	0	1,507	167
FY TOTAL:							\$0	\$2,635	\$2,635	\$900	\$1,543	\$191
Grand Total: 2024, Teton County							\$0	\$2,635	\$2,635	\$900	\$1,543	\$191

Aeronautics Projects

Fiscal Year: 2025

Aero Comm Dist	Project		General Location		Character of Work	Cost \$1,000						
						PE FY	PE	CE & CON	TOTAL	FED	ST	OTH
2	AERO	AJA004A	JACKSON		AIRPORT EQUIPMENT		0	961	961	0	865	96
2	AERO	AJA007A	JACKSON		PAVEMENT RECONSTRUCTION		0	2,720	2,720	2,550	102	68
2	AERO	AJA013A	JACKSON		PAVEMENT MAINTENANCE		0	545	545	0	491	55
FY TOTAL:							\$0	\$4,226	\$4,226	\$2,550	\$1,458	\$219
Grand Total: 2025, Teton County							\$0	\$4,226	\$4,226	\$2,550	\$1,458	\$219



Wyoming Department of Transportation
5300 Bishop Blvd
Cheyenne, WY 82009

STATE TRANSPORTATION IMPROVEMENT PROJECTS ENGINEERING & CONSTRUCTION

WYCN002B

Teton County

Transportation Projects

Fiscal Year: 2026

Trans Comm Dist	Project		General Location Detail Location	Begin RM	End RM	Length	Character of Work	Cost \$1,000						
								PE FY	PE	CE & CON	TOTAL	FED	ST	OTH
3	STP	2000056	WILSON TO IDAHO LOWER VEHICLE ARRESTOR/WY 22	5.50	7.00	1.50	SAFETY IMPROVEMENTS	2015	318	4,831	5,149	4,660	490	0
3	STP	2000061	JACKSON TO WILSON	0.00	4.50	4.50	RECONSTRUCTION	2026	50,000	0	50,000	45,245	4,755	0
3	NHPP	N104094	ALPINE JUNCTION TO HOBACK JUNCTION SNAKE RIVER CANYON/RED ROOF SLIDE US 26/89	139.96	139.96	0.00	SLIDE REPAIR	2019	100	0	100	90	10	0
FY TOTAL:						6.00			\$50,418	\$4,831	\$55,249	\$49,995	\$5,255	\$0
Grand Total: 2026, Teton County									\$50,418	\$4,831	\$55,249	\$49,995	\$5,255	\$0



Wyoming Department of Transportation
5300 Bishop Blvd
Cheyenne, WY 82009

STATE TRANSPORTATION IMPROVEMENT PROJECTS COUNTY TOTAL

WYCN00102SUM

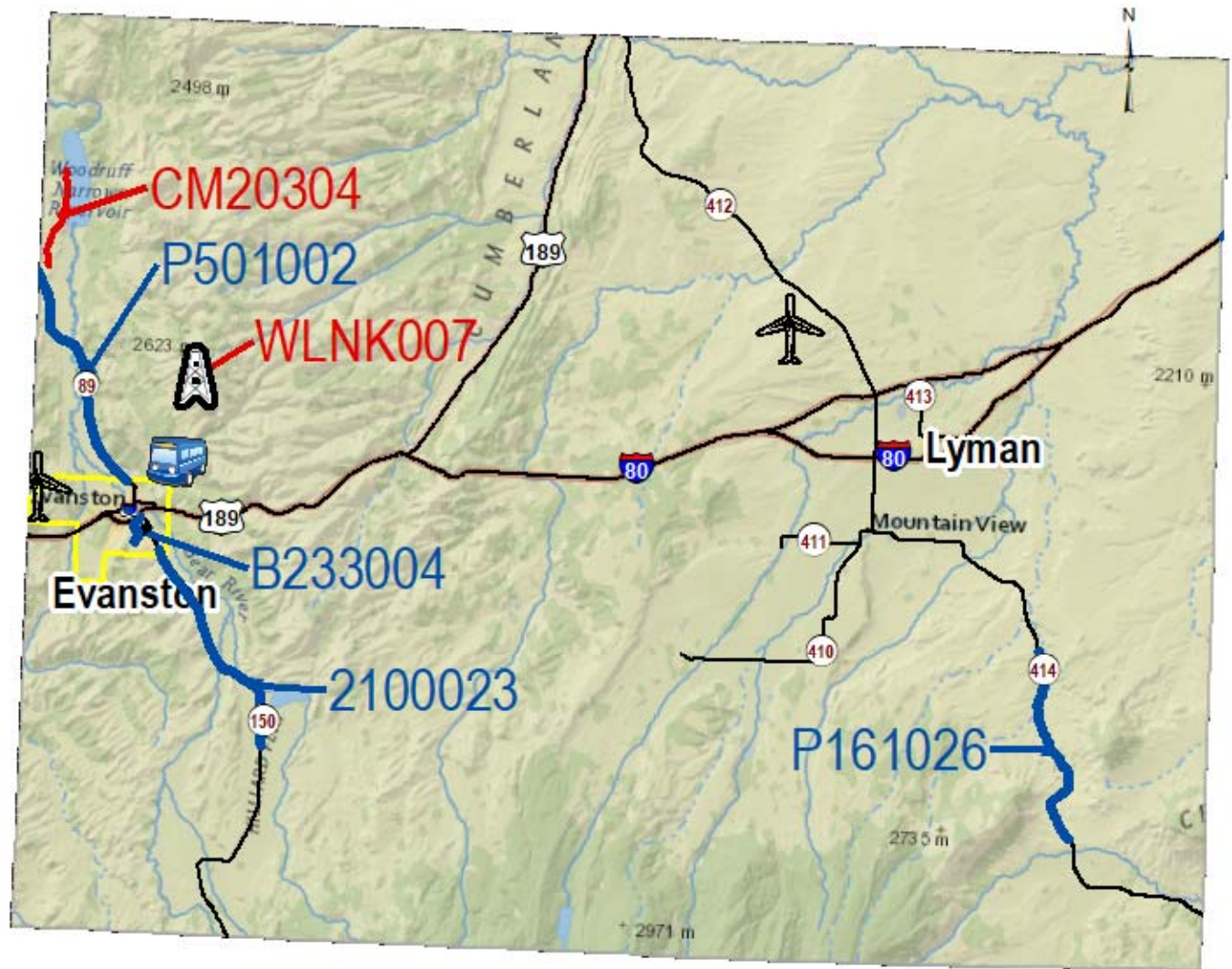
County		Transportation Projects	Capital Improvement Projects	Communications Projects	Transit Projects	Aeronautics Projects	Total
Teton	2021	\$8,961,000	\$1,325,000	\$648,000	\$7,486,000	\$10,044,000	\$28,464,000
	2022	\$0	\$0	\$0	\$0	\$3,907,000	\$3,907,000
	2023	\$35,807,000	\$0	\$0	\$0	\$13,387,000	\$49,194,000
	2024	\$0	\$0	\$0	\$0	\$2,635,000	\$2,635,000
	2025	\$0	\$0	\$0	\$0	\$4,226,000	\$4,226,000
	2026	\$55,249,000	\$0	\$0	\$0	\$0	\$55,249,000
	Total	\$100,017,000	\$1,325,000	\$648,000	\$7,486,000	\$34,199,000	\$143,675,000

UINTA COUNTY

Key to FY 2021 STIP

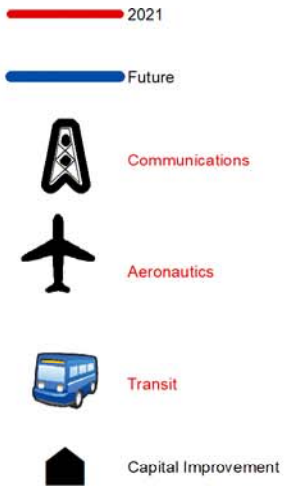
- 2021
- Future
-  Communications
-  Aeronautics
-  Transit
-  Capital Improvement
- Urban Boundary Inset

MAP KEY

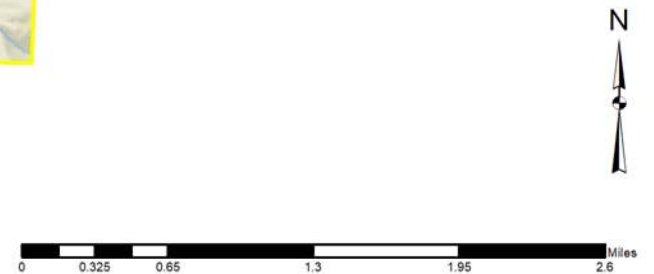
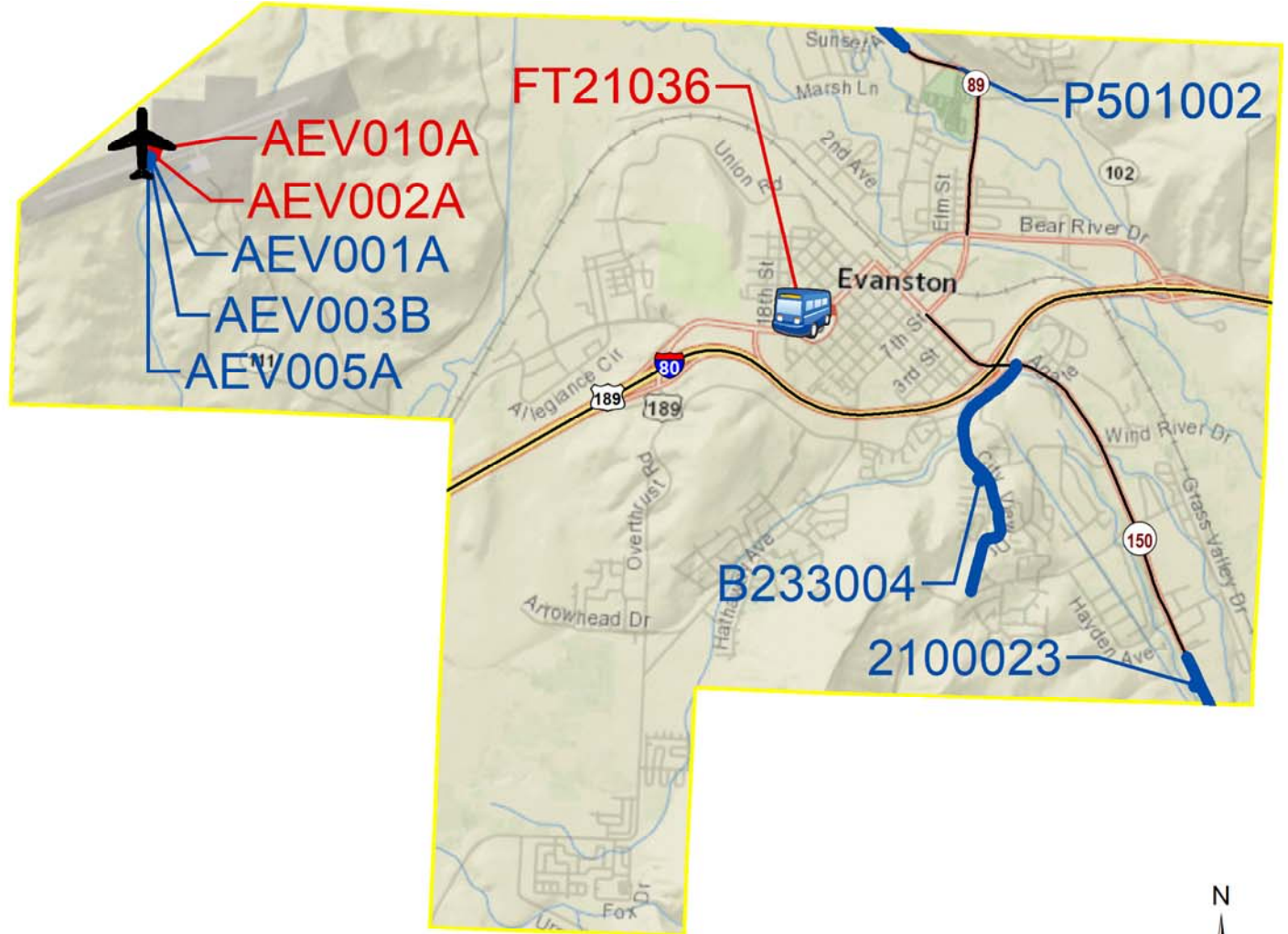


EVANSTON INSET

Key to FY 2021 STIP



MAP KEY





Wyoming Department of Transportation
5300 Bishop Blvd
Cheyenne, WY 82009

STATE TRANSPORTATION IMPROVEMENT PROJECTS ENGINEERING & CONSTRUCTION

WYCN002B

Uinta County

Transportation Projects

Fiscal Year: 2021

Trans Comm Dist	Project		General Location Detail Location	Begin RM	End RM	Length	Character of Work	Cost \$1,000						
								PE FY	PE	CE & CON	TOTAL	FED	ST	OTH
3	CM	CM20304	UINTA COUNTY VARIOUS COUNTY ROADS LPA-UINTA COUNTY	0.00	4.41	4.41	ENVIRONMENTAL		0	292	292	233	0	58
FY TOTAL:					4.41				\$0	\$292	\$292	\$233	\$0	\$58

Communications Projects

Fiscal Year: 2021

Trans Comm Dist	Project		General Location Detail Location	Begin RM	End RM	Length	Character of Work	Cost \$1,000						
								PE FY	PE	CE & CON	TOTAL	FED	ST	OTH
3	STP	WLNK007	EVANSTON MEDICINE BUTTE/EAST OF EVANSTON ALONG WY 89	0.00	0.00	0.00	SAFETY IMPROVEMENTS		0	459	459	416	44	0
FY TOTAL:				0.00				\$0	\$459	\$459	\$416	\$44	\$0	

Transit Projects

Fiscal Year: 2021

Trans Comm Dist	Project		General Location Eligible Provider	Funding Source	Character of Work	Cost \$1,000						
						PE FY	PE	CE & CON	TOTAL	FED	ST	OTH
3	FTA	FT21036	EVANSTON UINTA SENIOR CITIZENS, INC.	STATE	OPERATING/ADMIN/MAINT		0	93	93	0	87	6
3	FTA	FT21042	EVANSTON WYOMING PUBLIC TRANSIT ASSOCIATION	RTAP	RTAP		0	73	73	73	0	0
FY TOTAL:							\$0	\$166	\$166	\$73	\$87	\$6



Wyoming Department of Transportation
5300 Bishop Blvd
Cheyenne, WY 82009

STATE TRANSPORTATION IMPROVEMENT PROJECTS ENGINEERING & CONSTRUCTION

WYCN002B

Uinta County

Aeronautics Projects

Fiscal Year: 2021

Aero Comm Dist	Project		General Location		Character of Work	Cost \$1,000						
						PE FY	PE	CE & CON	TOTAL	FED	ST	OTH
2	AERO	AEV002A	EVANSTON		PAVEMENT MAINTENANCE		0	247	247	0	222	25
2	AERO	AEV010A	EVANSTON		PAVEMENT REHABILITATION		0	167	167	150	10	7
3	AERO	AFB002A	FORT BRIDGER		PAVEMENT MAINTENANCE		0	200	200	0	180	20
FY TOTAL:							\$0	\$614	\$614	\$150	\$412	\$52
Grand Total: 2021, Uinta County							\$0	\$1,531	\$1,531	\$872	\$543	\$116

Transportation Projects

Fiscal Year: 2022

Trans Comm Dist	Project		General Location Detail Location	Begin RM	End RM	Length	Character of Work	Cost \$1,000						
								PE FY	PE	CE & CON	TOTAL	FED	ST	OTH
3	STP	2100023	EVANSTON TO UTAH HILLIARD FLAT/WY 150 STRUCTURE NO. FHG	2.46	12.84	10.38	PAVEMENT REHABILITATION	2017	193	4,531	4,724	4,275	449	0
FY TOTAL:					10.38				\$193	\$4,531	\$4,724	\$4,275	\$449	\$0

Aeronautics Projects

Fiscal Year: 2022

Aero Comm Dist	Project		General Location		Character of Work	Cost \$1,000						
						PE FY	PE	CE & CON	TOTAL	FED	ST	OTH
2	AERO	AEV003B	EVANSTON		PAVEMENT REHABILITATION		0	4,611	4,611	4,150	277	184
FY TOTAL:							\$0	\$4,611	\$4,611	\$4,150	\$277	\$184
Grand Total: 2022, Uinta County							\$193	\$9,142	\$9,335	\$8,425	\$726	\$184



Wyoming Department of Transportation
5300 Bishop Blvd
Cheyenne, WY 82009

STATE TRANSPORTATION IMPROVEMENT PROJECTS ENGINEERING & CONSTRUCTION

WYCN002B

Uinta County

Transportation Projects

Fiscal Year: 2023

Trans Comm Dist	Project		General Location Detail Location	Begin RM	End RM	Length	Character of Work	Cost \$1,000						
								PE FY	PE	CE & CON	TOTAL	FED	ST	OTH
3	STPU-EV	B233004	EVANSTON CITY VIEW DRIVE/BEAR RIVER DRIVE MAINTENANCE AT VARIOUS LOCATIONS	98.61	99.93	1.32	RECONSTRUCTION	2018	22	0	22	20	0	2
FY TOTAL:						1.32		\$22	\$0	\$22		\$20	\$0	\$2

Aeronautics Projects

Fiscal Year: 2023

Aero Comm Dist	Project		General Location		Character of Work	Cost \$1,000						
						PE FY	PE	CE & CON	TOTAL	FED	ST	OTH
3	AERO	AFBR14C	FORT BRIDGER		PAVEMENT RECONSTRUCTION		0	667	667	600	40	27
FY TOTAL:							\$0	\$667	\$667	\$600	\$40	\$27
Grand Total: 2023, Uinta County							\$22	\$667	\$689	\$620	\$40	\$29

Transportation Projects

Fiscal Year: 2024

Trans Comm Dist	Project		General Location Detail Location	Begin RM	End RM	Length	Character of Work	Cost \$1,000						
								PE FY	PE	CE & CON	TOTAL	FED	ST	OTH
3	SCP-TC	P161026	MOUNTAIN VIEW TO LONE TREE WY 414	110.63	120.00	9.37	PAVEMENT REHABILITATION	2021	99	2,883	2,982	2,698	284	0
FY TOTAL:						9.37			\$99	\$2,883	\$2,982	\$2,698	\$284	\$0



Wyoming Department of Transportation
5300 Bishop Blvd
Cheyenne, WY 82009

STATE TRANSPORTATION IMPROVEMENT PROJECTS ENGINEERING & CONSTRUCTION

WYCN002B

Uinta County

Aeronautics Projects

Fiscal Year: 2024

Aero Comm Dist	Project		General Location		Character of Work	Cost \$1,000						
						PE FY	PE	CE & CON	TOTAL	FED	ST	OTH
2	AERO	AEV005A	EVANSTON		PLANNING STUDY		0	333	333	300	20	13
FY TOTAL:							\$0	\$333	\$333	\$300	\$20	\$13
Grand Total: 2024, Uinta County							\$99	\$3,216	\$3,315	\$2,998	\$304	\$13

Transportation Projects

Fiscal Year: 2025

Trans Comm Dist	Project		General Location Detail Location	Begin RM	End RM	Length	Character of Work	Cost \$1,000						
								PE FY	PE	CE & CON	TOTAL	FED	ST	OTH
3	STP	P501002	EVANSTON TO UTAH BEAR RIVER SECTION/WY 89	1.15	11.59	10.44	PAVEMENT REHABILITATION	2022	882	12,264	13,146	11,896	1,250	0
FY TOTAL:						10.44			\$882	\$12,264	\$13,146	\$11,896	\$1,250	\$0

Aeronautics Projects

Fiscal Year: 2025

Aero Comm Dist	Project		General Location		Character of Work	Cost \$1,000						
						PE FY	PE	CE & CON	TOTAL	FED	ST	OTH
2	AERO	AEV001A	EVANSTON		PAVEMENT MAINTENANCE		0	406	406	0	365	41
FY TOTAL:							\$0	\$406	\$406	\$0	\$365	\$41
Grand Total: 2025, Uinta County							\$882	\$12,670	\$13,552	\$11,896	\$1,615	\$41



Wyoming Department of Transportation
5300 Bishop Blvd
Cheyenne, WY 82009

STATE TRANSPORTATION IMPROVEMENT PROJECTS COUNTY TOTAL

WYCN00102SUM

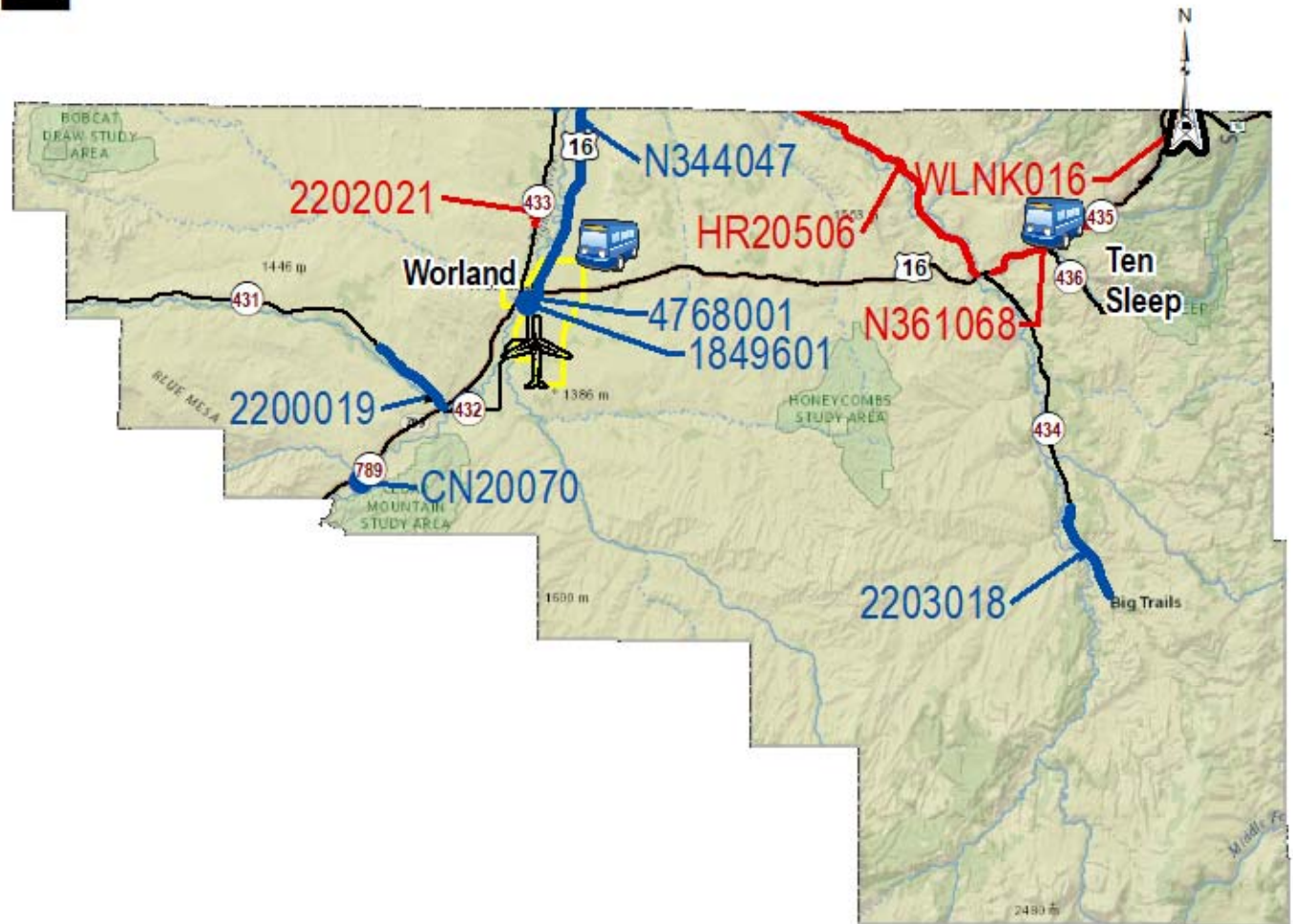
County		Transportation Projects	Capital Improvement Projects	Communications Projects	Transit Projects	Aeronautics Projects	Total
Uinta	2021	\$292,000	\$0	\$459,000	\$166,000	\$614,000	\$1,531,000
	2022	\$4,724,000	\$0	\$0	\$0	\$4,611,000	\$9,335,000
	2023	\$22,000	\$0	\$0	\$0	\$667,000	\$689,000
	2024	\$2,982,000	\$0	\$0	\$0	\$333,000	\$3,315,000
	2025	\$13,146,000	\$0	\$0	\$0	\$406,000	\$13,552,000
	Total	\$21,166,000	\$0	\$459,000	\$166,000	\$6,631,000	\$28,422,000

WASHAKIE COUNTY

Key to FY 2021 STIP



MAP KEY

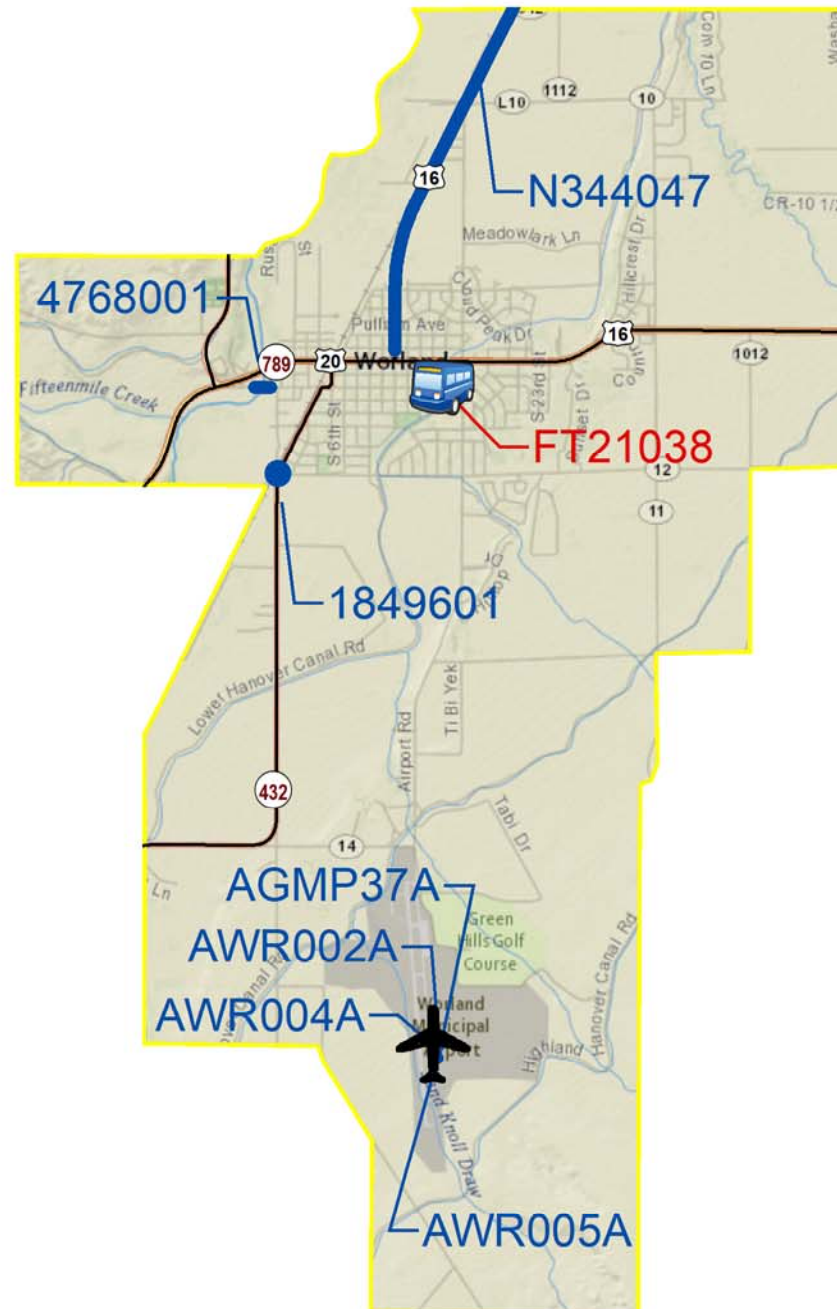


WORLAND INSET

Key to FY 2021 STIP



MAP KEY





Wyoming Department of Transportation
5300 Bishop Blvd
Cheyenne, WY 82009

STATE TRANSPORTATION IMPROVEMENT PROJECTS ENGINEERING & CONSTRUCTION

WYCN002B

Washakie County

Transportation Projects

Fiscal Year: 2021

Trans Comm Dist	Project		General Location Detail Location	Begin RM	End RM	Length	Character of Work	Cost \$1,000						
								PE FY	PE	CE & CON	TOTAL	FED	ST	OTH
5	STP	2202021	WORLAND TO MANDERSON WEST RIVER ROAD SECTION/WY 433 STRUCTURE NO. CXF, CXG, CXH	4.14	5.50	1.36	BRIDGE REPLACEMENT	2016	100	6,625	6,725	6,085	640	0
5	HRRR	HR20506	WASHAKIE COUNTY LOWER NORWOOD ROAD LPA-WASHAKIE COUNTY	0.00	15.20	15.20	SAFETY IMPROVEMENTS	2021	0	83	83	75	0	8
5	NHPP	N361068	WORLAND TO BUFFALO TEN SLEEP EAST/US 16 STRUCTURE NO. CDW, CDX, CDY, CDZ	26.76	34.08	7.32	PAVEMENT REHABILITATION	2018	200	4,058	4,258	3,853	405	0
FY TOTAL:				23.88					\$300	\$10,766	\$11,066	\$10,013	\$1,045	\$8

Communications Projects

Fiscal Year: 2021

Trans Comm Dist	Project		General Location Detail Location	Begin RM	End RM	Length	Character of Work	Cost \$1,000						
								PE FY	PE	CE & CON	TOTAL	FED	ST	OTH
5	STP	WLNK016	TEN SLEEP SOUTH OF HIGHWAY 16/ADJACENT TO MEADOWLARK SKI AREA	0.00	0.00	0.00	SAFETY IMPROVEMENTS		0	435	435	394	41	0
FY TOTAL:				0.00					\$0	\$435	\$435	\$394	\$41	\$0



Wyoming Department of Transportation
5300 Bishop Blvd
Cheyenne, WY 82009

STATE TRANSPORTATION IMPROVEMENT PROJECTS ENGINEERING & CONSTRUCTION

WYCN002B

Washakie County

Transit Projects

Fiscal Year: 2021

Trans Comm Dist	Project		General Location Eligible Provider	Funding Source	Character of Work	Cost \$1,000						
						PE FY	PE	CE & CON	TOTAL	FED	ST	OTH
5	FTA	FT21037	TEN SLEEP TEN SLEEP SENIOR CENTER	5311	OPERATING/ADMIN/MAINT		0	24	24	23	0	2
5	FTA	FT21038	WORLAND WASHAKIE COUNTY SENIOR CITIZENS CENTER	5311	OPERATING/ADMIN/MAINT		0	110	110	105	0	5
FY TOTAL:							\$0	\$134	\$134	\$128	\$0	\$7
Grand Total: 2021, Washakie County							\$300	\$11,335	\$11,635	\$10,535	\$1,086	\$15

Transportation Projects

Fiscal Year: 2022

Trans Comm Dist	Project		General Location Detail Location	Begin RM	End RM	Length	Character of Work	Cost \$1,000						
								PE FY	PE	CE & CON	TOTAL	FED	ST	OTH
5	STP- BROS	CN20070	WASHAKIE COUNTY BRIDGE OVER COTTONWOOD CREEK STRUCTURE NO. EIQ	0.60	0.60	0.00	BRIDGE REPLACEMENT	2019	273	1,305	1,578	1,428	0	150
FY TOTAL:				0.00					\$273	\$1,305	\$1,578	\$1,428	\$0	\$150

Aeronautics Projects

Fiscal Year: 2022

Aero Comm Dist	Project		General Location		Character of Work	Cost \$1,000						
						PE FY	PE	CE & CON	TOTAL	FED	ST	OTH
4	AERO	AWR002A	WORLAND		FENCING		0	333	333	300	20	13
FY TOTAL:							\$0	\$333	\$333	\$300	\$20	\$13
Grand Total: 2022, Washakie County							\$273	\$1,638	\$1,911	\$1,728	\$20	\$163



Wyoming Department of Transportation
5300 Bishop Blvd
Cheyenne, WY 82009

STATE TRANSPORTATION IMPROVEMENT PROJECTS ENGINEERING & CONSTRUCTION

WYCN002B

Washakie County

Transportation Projects

Fiscal Year: 2023

Trans Comm Dist	Project		General Location Detail Location	Begin RM	End RM	Length	Character of Work	Cost \$1,000						
								PE FY	PE	CE & CON	TOTAL	FED	ST	OTH
5	STP	2200019	GOOSEBERRY CREEK ROAD WY 431	0.00	5.00	5.00	PAVEMENT RESURFACE	2020	100	1,529	1,629	1,474	155	0
FY TOTAL:									\$100	\$1,529	\$1,629	\$1,474	\$155	\$0

Aeronautics Projects

Fiscal Year: 2023

Aero Comm Dist	Project		General Location		Character of Work	Cost \$1,000						
						PE FY	PE	CE & CON	TOTAL	FED	ST	OTH
4	AERO	AWR004A	WORLAND		PAVEMENT MAINTENANCE		0	400	400	0	360	40
FY TOTAL:							\$0	\$400	\$400	\$0	\$360	\$40
Grand Total: 2023, Washakie County							\$100	\$1,929	\$2,029	\$1,474	\$515	\$40

Transportation Projects

Fiscal Year: 2024

Trans Comm Dist	Project		General Location Detail Location	Begin RM	End RM	Length	Character of Work	Cost \$1,000						
								PE FY	PE	CE & CON	TOTAL	FED	ST	OTH
5	STPU-WO	1849601	WORLAND WASHAKIE AVENUE	100.01	100.01	0.00	RECONSTRUCTION	2024	17	0	17	15	0	2
FY TOTAL:									\$17	\$0	\$17	\$15	\$0	\$2



Wyoming Department of Transportation
5300 Bishop Blvd
Cheyenne, WY 82009

STATE TRANSPORTATION IMPROVEMENT PROJECTS ENGINEERING & CONSTRUCTION

WYCN002B

Washakie County

Aeronautics Projects

Fiscal Year: 2024

Aero Comm Dist	Project		General Location		Character of Work	Cost \$1,000						
						PE FY	PE	CE & CON	TOTAL	FED	ST	OTH
M	AERO	AGMP37A	STATEWIDE		PAVEMENT MAINTENANCE		0	1,433	1,433	0	1,290	143
4	AERO	AWR005A	WORLAND		PAVEMENT REHABILITATION		0	2,556	2,556	2,300	153	102
FY TOTAL:							\$0	\$3,989	\$3,989	\$2,300	\$1,443	\$245
Grand Total: 2024, Washakie County							\$17	\$3,989	\$4,006	\$2,315	\$1,443	\$247

Transportation Projects

Fiscal Year: 2025

Trans Comm Dist	Project		General Location Detail Location	Begin RM	End RM	Length	Character of Work	Cost \$1,000						
								PE FY	PE	CE & CON	TOTAL	FED	ST	OTH
5	STP	2203018	TEN SLEEP BIG TRAILS/SOUTH END/WY 434	15.00	20.63	5.63	PAVEMENT RESURFACE	2022	71	1,870	1,941	1,757	185	0
5	STP	4768001	WORLAND WORLAND STREETS/CULBERTSON AVENUE/STRUCTURE NO. EOJ	164.77	164.87	0.10	BRIDGE REPLACEMENT	2021	518	5,700	6,218	5,627	591	0
FY TOTAL:						5.73			\$589	\$7,570	\$8,159	\$7,384	\$776	\$0
Grand Total: 2025, Washakie County									\$589	\$7,570	\$8,159	\$7,384	\$776	\$0



Wyoming Department of Transportation
5300 Bishop Blvd
Cheyenne, WY 82009

STATE TRANSPORTATION IMPROVEMENT PROJECTS ENGINEERING & CONSTRUCTION

WYCN002B

Washakie County

Transportation Projects

Fiscal Year: 2026

Trans Comm Dist	Project		General Location Detail Location	Begin RM	End RM	Length	Character of Work	Cost \$1,000						
								PE FY	PE	CE & CON	TOTAL	FED	ST	OTH
5	NHPP	N344047	WORLAND TO MANDERSON US 16/20	165.77	176.69	10.92	PAVEMENT REHABILITATION	2022	500	7,300	7,801	7,058	742	0
FY TOTAL:						10.92			\$500	\$7,300	\$7,801	\$7,058	\$742	\$0
Grand Total: 2026, Washakie County									\$500	\$7,300	\$7,801	\$7,058	\$742	\$0



Wyoming Department of Transportation
5300 Bishop Blvd
Cheyenne, WY 82009

STATE TRANSPORTATION IMPROVEMENT PROJECTS COUNTY TOTAL

WYCN00102SUM

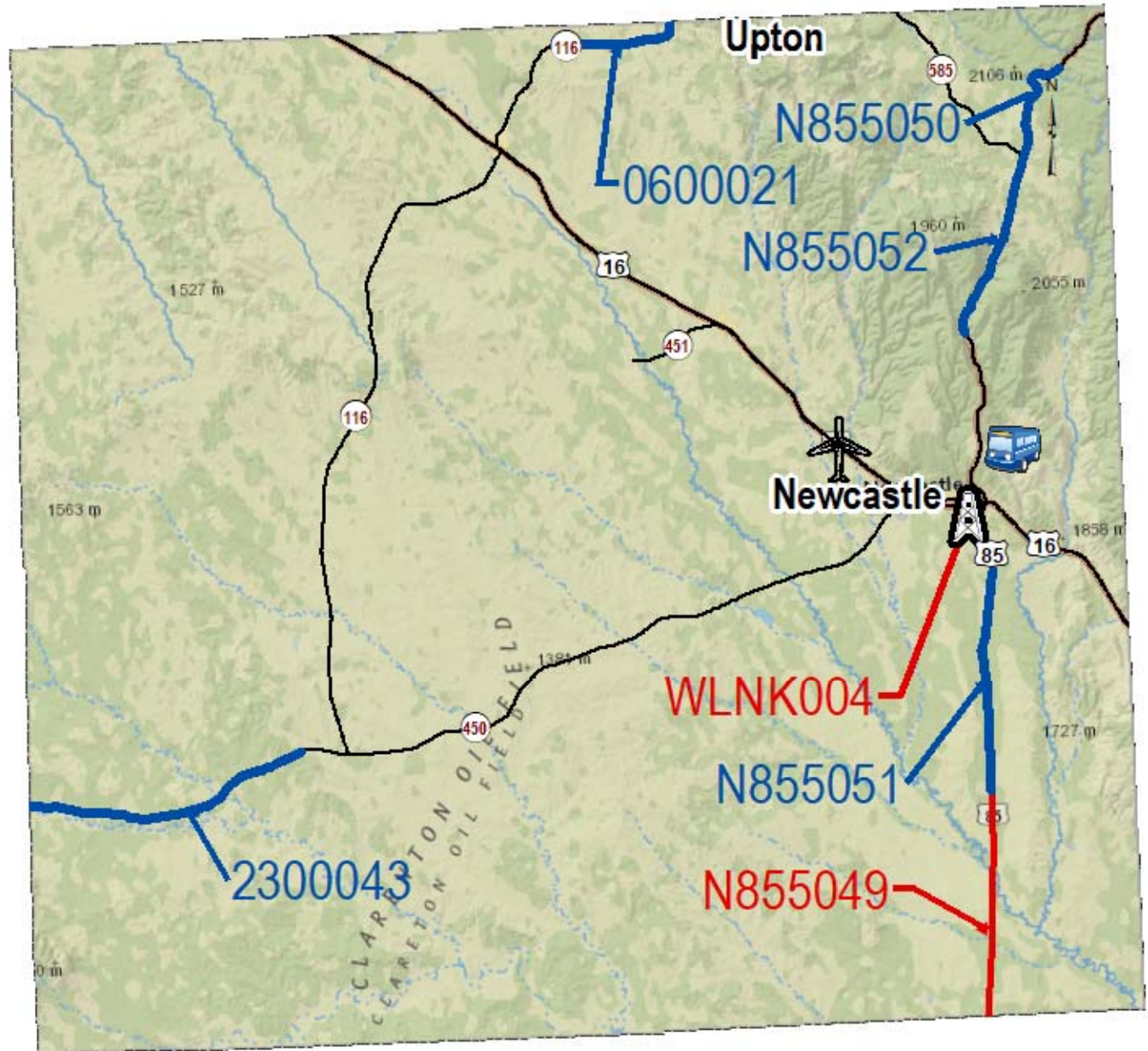
County		Transportation Projects	Capital Improvement Projects	Communications Projects	Transit Projects	Aeronautics Projects	Total
Washakie	2021	\$11,066,000	\$0	\$435,000	\$134,000	\$0	\$11,635,000
	2022	\$1,578,000	\$0	\$0	\$0	\$333,000	\$1,911,000
	2023	\$1,629,000	\$0	\$0	\$0	\$400,000	\$2,029,000
	2024	\$17,000	\$0	\$0	\$0	\$3,989,000	\$4,006,000
	2025	\$8,159,000	\$0	\$0	\$0	\$0	\$8,159,000
	2026	\$7,801,000	\$0	\$0	\$0	\$0	\$7,801,000
	Total	\$30,250,000	\$0	\$435,000	\$134,000	\$4,722,000	\$35,541,000

WESTON COUNTY

Key to FY 2021 STIP



MAP KEY





Wyoming Department of Transportation
5300 Bishop Blvd
Cheyenne, WY 82009

STATE TRANSPORTATION IMPROVEMENT PROJECTS ENGINEERING & CONSTRUCTION

WYCN002B

Weston County

Transportation Projects

Fiscal Year: 2021

Trans Comm Dist	Project		General Location Detail Location	Begin RM	End RM	Length	Character of Work	Cost \$1,000						
								PE FY	PE	CE & CON	TOTAL	FED	ST	OTH
6	NHPP	N855049	LUSK TO NEWCASTLE US 85/STRUCTURE NO. JBJ	202.38	215.85	13.47	PAVEMENT REHABILITATION	2019	273	6,463	6,737	6,096	641	0
FY TOTAL:									\$273	\$6,463	\$6,737	\$6,096	\$641	\$0

Communications Projects

Fiscal Year: 2021

Trans Comm Dist	Project		General Location Detail Location	Begin RM	End RM	Length	Character of Work	Cost \$1,000						
								PE FY	PE	CE & CON	TOTAL	FED	ST	OTH
6	STP	WLNK004	NEWCASTLE SOUTH OF NEWCASTLE WEST OF US 85	0.00	0.00	0.00	SAFETY IMPROVEMENTS		0	621	621	562	59	0
FY TOTAL:									\$0	\$621	\$621	\$562	\$59	\$0

Transit Projects

Fiscal Year: 2021

Trans Comm Dist	Project		General Location Eligible Provider	Funding Source	Character of Work	Cost \$1,000						
						PE FY	PE	CE & CON	TOTAL	FED	ST	OTH
6	FTA	FT21039	NEWCASTLE WESTON COUNTY SENIOR SERVICES	5311	OPERATING/ADMIN/MAINT		0	109	109	0	104	5
6	FTA	FT21088	NEWCASTLE WESTON COUNTY SENIOR SERVICES	5339	PURCHASE ONE LIGHT-DUTY VAN		0	82	82	66	0	16
FY TOTAL:							\$0	\$191	\$191	\$66	\$104	\$21
Grand Total: 2021, Weston County							\$273	\$7,275	\$7,549	\$6,724	\$804	\$21



Wyoming Department of Transportation
5300 Bishop Blvd
Cheyenne, WY 82009

STATE TRANSPORTATION IMPROVEMENT PROJECTS ENGINEERING & CONSTRUCTION

WYCN002B

Weston County

Transportation Projects

Fiscal Year: 2022

Trans Comm Dist	Project		General Location Detail Location	Begin RM	End RM	Length	Character of Work	Cost \$1,000						
								PE FY	PE	CE & CON	TOTAL	FED	ST	OTH
6	NHPP	N855050	NEWCASTLE TO SUNDANCE FOUR CORNER-SOUTH DAKOTA STATE LINE/US 85	248.30	253.06	4.76	PAVEMENT REHABILITATION	2020	121	3,353	3,474	3,143	330	0
FY TOTAL:						4.76			\$121	\$3,353	\$3,474	\$3,143	\$330	\$0
Grand Total: 2022, Weston County									\$121	\$3,353	\$3,474	\$3,143	\$330	\$0

Aeronautics Projects

Fiscal Year: 2023

Aero Comm Dist	Project		General Location		Character of Work	Cost \$1,000						
						PE FY	PE	CE & CON	TOTAL	FED	ST	OTH
5	AERO	AEC008A	NEWCASTLE		BUILDINGS		0	667	667	600	40	27
FY TOTAL:							\$0	\$667	\$667	\$600	\$40	\$27
Grand Total: 2023, Weston County							\$0	\$667	\$667	\$600	\$40	\$27

Transportation Projects

Fiscal Year: 2024

Trans Comm Dist	Project		General Location Detail Location	Begin RM	End RM	Length	Character of Work	Cost \$1,000						
								PE FY	PE	CE & CON	TOTAL	FED	ST	OTH
6	NHPP	N855052	NEWCASTLE TO FOUR CORNERS US 85/RED BUTTES SECTION	238.26	248.30	10.04	PAVEMENT REHABILITATION	2020	339	4,493	4,831	4,373	460	0
FY TOTAL:									\$339	\$4,493	\$4,831	\$4,373	\$460	\$0



Wyoming Department of Transportation
5300 Bishop Blvd
Cheyenne, WY 82009

STATE TRANSPORTATION IMPROVEMENT PROJECTS ENGINEERING & CONSTRUCTION

WYCN002B

Weston County

Aeronautics Projects

Fiscal Year: 2024

Aero Comm Dist	Project		General Location		Character of Work	Cost \$1,000						
						PE FY	PE	CE & CON	TOTAL	FED	ST	OTH
5	AERO	AEC007A	NEWCASTLE		PAVEMENT MAINTENANCE		0	165	165	0	149	17
FY TOTAL:							\$0	\$165	\$165	\$0	\$149	\$17
Grand Total: 2024, Weston County							\$339	\$4,658	\$4,996	\$4,373	\$609	\$17

Transportation Projects

Fiscal Year: 2025

Trans Comm Dist	Project		General Location Detail Location	Begin RM	End RM	Length	Character of Work	Cost \$1,000						
								PE FY	PE	CE & CON	TOTAL	FED	ST	OTH
6	NHPP	N855051	NIOBRARA COUNTY TO NEWCASTLE BLACKTAIL CREEK/US 85	215.50	225.87	10.37	PAVEMENT REHABILITATION	2022	330	8,666	8,996	8,140	855	0
FY TOTAL:						10.37			\$330	\$8,666	\$8,996	\$8,140	\$855	\$0
Grand Total: 2025, Weston County									\$330	\$8,666	\$8,996	\$8,140	\$855	\$0



Wyoming Department of Transportation
5300 Bishop Blvd
Cheyenne, WY 82009

STATE TRANSPORTATION IMPROVEMENT PROJECTS ENGINEERING & CONSTRUCTION

WYCN002B

Weston County

Transportation Projects

Fiscal Year: 2026

Trans Comm Dist	Project		General Location Detail Location	Begin RM	End RM	Length	Character of Work	Cost \$1,000																																																																																																																																																																																																																																																																																																																																																																																																																																																																																																																																																																																																																																																																																																																																																																																																																																																																																																																																																																																																																																																																																																																																																																																																																																																																																																														
								PE FY	PE	CE & CON	TOTAL	FED	ST	OTH																																																																																																																																																																																																																																																																																																																																																																																																																																																																																																																																																																																																																																																																																																																																																																																																																																																																																																																																																																																																																																																																																																																																																																																																																																																																																																								
6	STP	0600021	SUNDANCE TO UPTON WESTON COUNTY LINE SOUTH/WY 116	16.60	22.50	5.90	PAVEMENT REHABILITATION	2023	199	2,911	3,110	2,814	296	0																																																																																																																																																																																																																																																																																																																																																																																																																																																																																																																																																																																																																																																																																																																																																																																																																																																																																																																																																																																																																																																																																																																																																																																																																																																																																																								
6	STP	2300043	NEWCASTLE TO WRIGHT CLARETON SECTION/WY 450	32.00	45.60	13.60	PAVEMENT REHABILITATION	2023	460	6,710	7,170	6,488	682	0																																																																																																																																																																																																																																																																																																																																																																																																																																																																																																																																																																																																																																																																																																																																																																																																																																																																																																																																																																																																																																																																																																																																																																																																																																																																																																								
FY TOTAL:												19.50																																																																																																																																																																																																																																																																																																																																																																																																																																																																																																																																																																																																																																																																																																																																																																																																																																																																																																																																																																																																																																																																																																																																																																																																																																																																																																										



Wyoming Department of Transportation
5300 Bishop Blvd
Cheyenne, WY 82009

STATE TRANSPORTATION IMPROVEMENT PROJECTS COUNTY TOTAL

WYCN00102SUM

County		Transportation Projects	Capital Improvement Projects	Communications Projects	Transit Projects	Aeronautics Projects	Total
Weston	2021	\$6,737,000	\$0	\$621,000	\$191,000	\$0	\$7,549,000
	2022	\$3,474,000	\$0	\$0	\$0	\$0	\$3,474,000
	2023	\$0	\$0	\$0	\$0	\$667,000	\$667,000
	2024	\$4,831,000	\$0	\$0	\$0	\$165,000	\$4,996,000
	2025	\$8,996,000	\$0	\$0	\$0	\$0	\$8,996,000
	2026	\$10,280,000	\$0	\$0	\$0	\$0	\$10,280,000
	Total	\$34,318,000	\$0	\$621,000	\$191,000	\$832,000	\$35,962,000



Wyoming Department of Transportation
5300 Bishop Blvd
Cheyenne, WY 82009

STATE TRANSPORTATION IMPROVEMENT PROJECTS ENGINEERING & CONSTRUCTION

WYCN002B

Various County

Transportation Projects

Fiscal Year: 2021

Trans Comm Dist	Project		General Location Detail Location	Begin RM	End RM	Length	Character of Work	Cost \$1,000						
								PE FY	PE	CE & CON	TOTAL	FED	ST	OTH
M	NHF	B184036	TRANSPORTATION DISTRICT 4 VARIOUS LOCATIONS	0.00	16.34	16.34	ITS	2017	100	2,466	2,566	2,380	186	0
M	SCP	B189103	STATEWIDE VARIOUS LOCATIONS	0.00	0.00	0.00	SNOW FENCE	2018	50	0	50	0	50	0
M	STP-PM	B194021	TRANSPORTATION DISTRICT 4 VARIOUS LOCATIONS	0.00	10.15	10.15	PAVEMENT MAINTENANCE	2017	28	1,583	1,611	1,458	153	0
M	STP-PM	B211006	TRANSPORTATION DISTRICT 1 VARIOUS LOCATIONS	10.38	20.45	10.07	PAVEMENT MAINTENANCE	2020	28	2,553	2,581	2,336	245	0
M	STP-PM	B211007	TRANSPORTATION DISTRICT 1 VARIOUS LOCATIONS	0.00	8.31	8.31	PAVEMENT MAINTENANCE	2020	14	531	545	493	52	0
M	STP-PM	B211008	TRANSPORTATION DISTRICT 1 VARIOUS LOCATIONS	329.84	330.39	0.55	PAVEMENT MAINTENANCE	2020	28	1,648	1,676	1,517	159	0
M	STP-BR	B211010	TRANSPORTATION DISTRICT 1 STRUCTURE NO. FBF, FJK, JBH, MDM, DEO	0.22	0.22	0.00	STRUCTURE REPAIR	2018	28	1,390	1,417	1,283	135	0



Wyoming Department of Transportation
5300 Bishop Blvd
Cheyenne, WY 82009

STATE TRANSPORTATION IMPROVEMENT PROJECTS ENGINEERING & CONSTRUCTION

WYCN002B

Various County

Transportation Projects

Fiscal Year: 2021

Trans Comm Dist	Project		General Location Detail Location	Begin RM	End RM	Length	Character of Work	Cost \$1,000						
								PE FY	PE	CE & CON	TOTAL	FED	ST	OTH
2	STP-BR	B211011	TRANSPORTATION DISTRICT 1 STRUCTURE NO. CJC, CMM	310.66	310.66	0.00	STRUCTURE REPAIR	2018	31	967	998	903	95	0
M	HSIP	B211031	TRANSPORTATION DISTRICT 1 VARIOUS LOCATIONS	401.96	401.96	0.00	SAFETY IMPROVEMENTS	2020	50	550	600	543	57	0
M	STP-BR	B212002	TRANSPORTATION DISTRICT 2 STRUCTURE NO. AFJ, AGY, AHM, CWZ, ADQ, ACQ, CUE	187.83	187.83	0.00	STRUCTURE REPAIR	2019	172	6,065	6,237	5,644	593	0
M	STP-BR	B212012	TRANSPORTATION DISTRICT 2 STRUCTURE NO. CZK, DDA, DCR, ACN	117.68	117.68	0.00	STRUCTURE REPAIR	2018	43	4,500	4,543	4,111	432	0
M	HSIP	B212037	INTERSTATE 25 DWYER JUNCTION TO NATRONA COUNTY LINE	92.00	175.10	83.10	SAFETY IMPROVEMENTS	2020	25	725	750	0	750	0
M	STP-PM	B213015	TRANSPORTATION DISTRICT 3 VARIOUS LOCATIONS	120.14	128.65	8.51	PAVEMENT MAINTENANCE	2020	115	2,300	2,415	2,185	230	0
M	STP-PM	B213016	TRANSPORTATION DISTRICT 3 VARIOUS LOCATIONS	152.61	154.28	1.67	PAVEMENT MAINTENANCE	2020	28	1,149	1,178	1,066	112	0



Wyoming Department of Transportation
5300 Bishop Blvd
Cheyenne, WY 82009

STATE TRANSPORTATION IMPROVEMENT PROJECTS ENGINEERING & CONSTRUCTION

WYCN002B

Various County

Transportation Projects

Fiscal Year: 2021

Trans Comm Dist	Project		General Location Detail Location	Begin RM	End RM	Length	Character of Work	Cost \$1,000						
								PE FY	PE	CE & CON	TOTAL	FED	ST	OTH
M	STP-PM	B213018	TRANSPORTATION DISTRICT 3 VARIOUS LOCATIONS	77.00	86.00	9.00	PAVEMENT MAINTENANCE	2020	64	1,981	2,045	1,851	194	0
M	STP-BR	B213030	TRANSPORTATION DISTRICT 3 STRUCTURE NO. AMO, AMR, FGS, AMX, AMU, CXU	6.26	6.26	0.00	STRUCTURE REPAIR	2018	75	3,396	3,471	3,141	330	0
M	HSIP	B213032	TRANSPORTATION DISTRICT 3 VARIOUS LOCATIONS	2.30	2.30	0.00	SAFETY IMPROVEMENTS	2020	28	550	579	0	578	0
M	SCP-TC	B214003	TRANSPORTATION DISTRICT 4 STRUCTURE NO. BGE, DBD, CRA, CFW, BJP, BJG, BJH, BJL, DHU, DHV	186.61	186.61	0.00	STRUCTURE REPAIR	2018	156	5,475	5,631	141	5,490	0
M	STP-PM	B214019	TRANSPORTATION DISTRICT 4 VARIOUS LOCATIONS	1.71	15.03	13.32	PAVEMENT MAINTENANCE	2020	6	422	428	387	41	0
M	HSIP	B214022	TRANSPORTATION DISTRICT 4 VARIOUS LOCATIONS	119.24	170.11	50.87	SAFETY IMPROVEMENTS	2019	50	900	950	860	90	0
M	STP-GM	B214033	TRANSPORTATION DISTRICT 4 VARIOUS LOCATIONS	52.67	52.67	0.00	UTILITY	2019	22	437	460	416	44	0



Wyoming Department of Transportation
5300 Bishop Blvd
Cheyenne, WY 82009

STATE TRANSPORTATION IMPROVEMENT PROJECTS ENGINEERING & CONSTRUCTION

WYCN002B

Various County

Transportation Projects

Fiscal Year: 2021

Trans Comm Dist	Project		General Location Detail Location	Begin RM	End RM	Length	Character of Work	Cost \$1,000						
								PE FY	PE	CE & CON	TOTAL	FED	ST	OTH
M	STP-BR	B215004	TRANSPORTATION DISTRICT 5 STRUCTURE NO. EWJ, FDF, CBW, CBV, EWN	79.61	79.61	0.00	STRUCTURE REPAIR	2018	189	3,448	3,637	3,291	346	0
M	STP-PM	B215028	TRANSPORTATION DISTRICT 5 VARIOUS LOCATIONS	116.38	128.32	11.94	PAVEMENT MAINTENANCE	2020	34	1,395	1,430	1,293	136	0
M	HSIP	B215035	TRANSPORTATION DISTRICT 5 VARIOUS LOCATIONS	17.19	46.20	29.01	TRAFFIC SYSTEMS	2019	30	650	680	615	65	0
5	STP-PM	B215036	TRANSPORTATION DISTRICT 5 US 14A/US 310	22.93	24.73	1.80	PAVEMENT MAINTENANCE	2019	20	597	617	558	59	0
M	HSIP	B219023	STATEWIDE VARIOUS LOCATIONS	47.14	88.00	40.86	SAFETY IMPROVEMENTS	2019	125	1,300	1,425	1,289	136	0
M	HSIP	B219025	STATEWIDE VARIOUS LOCATIONS	41.14	47.12	5.98	SAFETY IMPROVEMENTS	2019	68	675	744	672	71	0
M	HSIP	B219026	STATEWIDE VARIOUS LOCATIONS	0.00	0.00	0.00	TRAFFIC SYSTEMS	2020	100	1,200	1,300	1,176	124	0



Wyoming Department of Transportation
5300 Bishop Blvd
Cheyenne, WY 82009

STATE TRANSPORTATION IMPROVEMENT PROJECTS ENGINEERING & CONSTRUCTION

WYCN002B

Various County

Transportation Projects

Fiscal Year: 2021

Trans Comm Dist	Project		General Location Detail Location	Begin RM	End RM	Length	Character of Work	Cost \$1,000						
								PE FY	PE	CE & CON	TOTAL	FED	ST	OTH
M	HSIP	B219029	STATEWIDE VARIOUS LOCATIONS	0.00	3.00	3.00	SAFETY IMPROVEMENTS	2019	57	373	430	388	41	0
M	STP	FS02122	STATEWIDE FOREST SERVICE OFFICER	12.70	12.70	0.00	STUDIES		0	356	356	322	34	0
M	HRRR	HRRR021	STATEWIDE Z - HIGH RISK RURAL ROAD LPA-UW TECHNOLOGY TRANSFER CENTER	12.70	12.70	0.00	SAFETY IMPROVEMENTS		0	200	200	200	0	0
M	CM-BR	IS02122	STATEWIDE BRIDGE INSPECTION ON SYSTEM	12.70	12.70	0.00	STUDIES		0	3,766	3,766	3,408	358	0
M	CM-BROS	IS12122	STATEWIDE BRIDGE INSPECTION OFF SYSTEM	12.70	12.70	0.00	STUDIES		0	1,805	1,805	1,633	172	0
M	CM	ITS2122	STATEWIDE INTELLIGENT TRANSPORTATION SYSTEM	12.70	12.70	0.00	STUDIES		0	12,600	12,600	11,402	1,198	0
M	CM-BR	MS02122	STATEWIDE BRIDGE MANAGEMENT SYSTEM	12.70	12.70	0.00	STUDIES		0	1,085	1,085	981	103	0



Wyoming Department of Transportation
5300 Bishop Blvd
Cheyenne, WY 82009

STATE TRANSPORTATION IMPROVEMENT PROJECTS ENGINEERING & CONSTRUCTION

WYCN002B

Various County

Transportation Projects

Fiscal Year: 2021

Trans Comm Dist	Project		General Location Detail Location	Begin RM	End RM	Length	Character of Work	Cost \$1,000						
								PE FY	PE	CE & CON	TOTAL	FED	ST	OTH
7	NHPP	N301028	MORAN JUNCTION TO DUBOIS US 26/287	2.20	40.68	38.48	PAVEMENT REHABILITATION	2019	150	1,500	1,650	1,493	157	0
M	NRT	NRT21001	STATEWIDE NATIONAL RECREATIONAL TRAILS LPA-WYO STATE PARK & CULTURAL RESOURCES	12.70	12.70	0.00	COMMUNITY DEVELOPMENT		0	1,540	1,540	1,393	146	0
3	STP	P114038	LA BARGE TO BIG PINEY DRY PINEY WILDLIFE CROSSING US 189	85.00	105.00	20.00	ENVIRONMENTAL	2019	1,818	15,698	17,516	14,013	2,293	1,210
2	SCP-TC	P181007	CRESTON JUNCTION TO BAGGS I-80 JUNCTION SOUTH/WY 789 STRUCTURE NO. CLL	0.00	10.00	10.00	PAVEMENT REHABILITATION	2019	173	4,729	4,902	156	4,746	0
M	PEG	PEG2131	TRANSPORTATION DISTRICT 3 VARIOUS LOCATIONS	2.30	2.30	0.00	GENERAL MAINTENANCE	2020	5	1,500	1,505	0	1,505	0
M	PEG	PEG2151	TRANSPORTATION DISTRICT 5 VARIOUS LOCATIONS	196.42	196.42	0.00	GENERAL MAINTENANCE	2021	5	750	755	0	755	0
M	CM	PM02122	STATEWIDE PAVEMENT MANAGEMENT	12.70	12.70	0.00	STUDIES		0	1,236	1,236	1,119	118	0



Wyoming Department of Transportation
5300 Bishop Blvd
Cheyenne, WY 82009

STATE TRANSPORTATION IMPROVEMENT PROJECTS ENGINEERING & CONSTRUCTION

WYCN002B

Various County

Transportation Projects

Fiscal Year: 2021

Trans Comm Dist	Project		General Location Detail Location	Begin RM	End RM	Length	Character of Work	Cost \$1,000						
								PE FY	PE	CE & CON	TOTAL	FED	ST	OTH
M	SCP	TRFSN21	INTERSTATE 25 TO INTERSTATE 90 LOGO SIGNS	3.70	3.70	0.00	GENERAL MAINTENANCE	2020	10	110	120	0	120	0
FY TOTAL:						372.96			\$3,925	\$96,101	\$100,030	\$76,117	\$22,699	\$1,210

Transit Projects

Fiscal Year: 2021

Trans Comm Dist	Project		General Location Eligible Provider	Funding Source	Character of Work	Cost \$1,000						
						PE FY	PE	CE & CON	TOTAL	FED	ST	OTH
M	FTA	FT21049	VARIOUS LOCATIONS WYOMING SERVICES FOR INDEPENDENT LIVING	VAR	MOBILITY MANAGEMENT- VOUCHER		0	374	374	272	102	0
M	FTA	FT21050	VARIOUS LOCATIONS WYOMING INDEPENDENT LIVING, INC.	VAR	MOBILITY MANAGEMENT- VOUCHER		0	406	406	304	102	0
M	FTA	FT21051	VARIOUS LOCATIONS BLACK HILLS STAGE LINES, INC.	5311F	INTERCITY BUS OPERATING		0	459	459	459	0	0
M	FTA	FT21062	VARIOUS LOCATIONS JEFFERSON PARTNERS, L.P. DBA JEFFERSON LINES	5311F	INTERCITY BUS OPERATING		0	170	170	170	0	0
M	FTA	FT21070	VARIOUS LOCATIONS ALLTRANS, INC.	5311F	INTERCITY BUS OPERATING		0	174	174	174	0	0
M	FTA	FT21074	VARIOUS LOCATIONS BLACK HILLS STAGE LINES, INC.	5311F	INTERCITY BUS OPERATING		0	286	286	286	0	0
M	FTA	FT21082	VARIOUS LOCATIONS WESTERN TRAILS CHARTERS AND TOURS, LLC	5311F	INTERCITY BUS OPERATING		0	11	11	11	0	0
M	FTA	FT21083	VARIOUS LOCATIONS GREHOUND LINES	5311F	INTERCITY BUS OPERATING		0	299	299	299	0	0
M	FTA	FTPBF21	VARIOUS LOCATIONS WYDOT PERFORMANCE BASED FUNDING	STATE	PERFORMANCED BASED FUNDING		0	110	110	0	110	0
FY TOTAL:							\$0	\$2,289	\$2,289	\$1,975	\$314	\$0



Wyoming Department of Transportation
5300 Bishop Blvd
Cheyenne, WY 82009

STATE TRANSPORTATION IMPROVEMENT PROJECTS ENGINEERING & CONSTRUCTION

WYCN002B

Various County

Aeronautics Projects

Fiscal Year: 2021

Aero Comm Dist	Project		General Location		Character of Work	Cost \$1,000						
						PE FY	PE	CE & CON	TOTAL	FED	ST	OTH
M	AERO	AGMP31A	STATEWIDE		PAVEMENT MAINTENANCE		0	1,278	1,278	0	1,150	128
FY TOTAL:							\$0	\$1,278	\$1,278	\$0	\$1,150	\$128
Grand Total: 2021, Various County							\$3,925	\$99,668	\$103,597	\$78,092	\$24,163	\$1,338



Wyoming Department of Transportation
5300 Bishop Blvd
Cheyenne, WY 82009

STATE TRANSPORTATION IMPROVEMENT PROJECTS ENGINEERING & CONSTRUCTION

WYCN002B

Various County

Transportation Projects

Fiscal Year: 2022

Trans Comm Dist	Project		General Location Detail Location	Begin RM	End RM	Length	Character of Work	Cost \$1,000						
								PE FY	PE	CE & CON	TOTAL	FED	ST	OTH
2	SCP-TC	B203020	TRANSPORTATION DISTRICT 3 STRUCTURE NO. APQ, APP, ARF, ARE, CWL, CVL, CXU, BKC	0.54	0.54	0.00	STRUCTURE REPAIR	2018	185	3,613	3,798	167	3,631	0
M	STP-PM	B212013	TRANSPORTATION DISTRICT 2 VARIOUS LOCATIONS	160.00	165.00	5.00	PAVEMENT MAINTENANCE	2020	43	1,500	1,543	1,396	147	0
M	STP-PM	B212014	TRANSPORTATION DISTRICT 2 I-25/US 20/26/US 87/WY 220/US 85	111.87	112.12	0.25	PAVEMENT MAINTENANCE	2020	71	2,344	2,415	2,186	230	0
M	STP-PM	B221017	TRANSPORTATION DISTRICT 1 VARIOUS LOCATIONS	401.96	401.96	0.00	PAVEMENT MAINTENANCE	2021	273	2,280	2,553	2,310	243	0
M	STP-PM	B221018	TRANSPORTATION DISTRICT 1 VARIOUS LOCATIONS	401.96	401.96	0.00	PAVEMENT MAINTENANCE	2021	25	500	525	475	50	0
M	STP-PM	B221019	TRANSPORTATION DISTRICT 1 VARIOUS LOCATIONS	401.96	401.96	0.00	PAVEMENT MAINTENANCE	2021	255	2,400	2,655	2,402	252	0
M	STP-PM	B221020	TRANSPORTATION DISTRICT 1 VARIOUS LOCATIONS	401.96	401.96	0.00	PAVEMENT MAINTENANCE	2021	255	1,400	1,655	1,497	157	0



Wyoming Department of Transportation
5300 Bishop Blvd
Cheyenne, WY 82009

STATE TRANSPORTATION IMPROVEMENT PROJECTS ENGINEERING & CONSTRUCTION

WYCN002B

Various County

Transportation Projects

Fiscal Year: 2022

Trans Comm Dist	Project		General Location Detail Location	Begin RM	End RM	Length	Character of Work	Cost \$1,000						
								PE FY	PE	CE & CON	TOTAL	FED	ST	OTH
M	NHF-BR	B222001	TRANSPORTATION DISTRICT 2 STRUCTURE NO. AEE, CZX, CZW, DCE, AJG	126.13	126.13	0.00	STRUCTURE REPAIR	2019	126	4,440	4,566	4,132	434	0
M	SCPTC- BR	B222012	TRANSPORTATION DISTRICT 2 I-25/STRUCTURE NO. AFZ, AGA, AGB, AGC	138.65	138.65	0.00	STRUCTURE REPAIR	2020	38	3,931	3,969	34	3,935	0
M	SCP-TC	B222013	TRANSPORTATION DISTRICT 2 VARIOUS LOCATIONS	187.69	187.69	0.00	PAVEMENT RESURFACE	2021	30	1,000	1,030	27	1,003	0
M	STP-PM	B222014	TRANSPORTATION DISTRICT 2 VARIOUS LOCATIONS	187.69	187.69	0.00	PAVEMENT MAINTENANCE	2021	45	1,500	1,546	1,398	147	0
M	HSIP	B222029	INTERSTATE 25 NATRONA COUNTY LINE TO TRANSPORTATION DISTRICT 4 BOUNDARY	175.10	272.13	97.03	SAFETY IMPROVEMENTS	2020	25	725	750	0	750	0
M	STP-BR	B223006	TRANSPORTATION DISTRICT 3 STRUCTURE NO. BSD, JBD, JOI, DZW	102.58	102.58	0.00	STRUCTURE REPAIR	2019	98	2,145	2,243	2,029	213	0
M	STP-PM	B223026	TRANSPORTATION DISTRICT 3 VARIOUS LOCATIONS	2.30	2.30	0.00	PAVEMENT MAINTENANCE	2021	43	1,500	1,543	1,396	147	0



Wyoming Department of Transportation
5300 Bishop Blvd
Cheyenne, WY 82009

STATE TRANSPORTATION IMPROVEMENT PROJECTS ENGINEERING & CONSTRUCTION

WYCN002B

Various County

Transportation Projects

Fiscal Year: 2022

Trans Comm Dist	Project		General Location Detail Location	Begin RM	End RM	Length	Character of Work	Cost \$1,000						
								PE FY	PE	CE & CON	TOTAL	FED	ST	OTH
M	STP-PM	B223027	TRANSPORTATION DISTRICT 3 VARIOUS LOCATIONS	2.30	2.30	0.00	PAVEMENT MAINTENANCE	2021	28	1,000	1,028	931	98	0
M	STP-PM	B223028	TRANSPORTATION DISTRICT 3 VARIOUS LOCATIONS	2.30	2.30	0.00	PAVEMENT MAINTENANCE	2021	68	1,750	1,819	1,645	173	0
M	HSIP	B223030	TRANSPORTATION DISTRICT 3 I-80/SWEETWATER AND UINTA COUNTIES	0.00	187.20	187.20	SAFETY IMPROVEMENTS	2020	25	550	575	533	42	0
M	SCP-TC- BR	B224002	TRANSPORTATION DISTRICT 4 STRUCTURE NO. BFE, DAL, BIT, BBT, BFR, DAK, BIS, FPA	1.96	1.96	0.00	STRUCTURE REPAIR	2019	138	4,850	4,988	125	4,863	0
M	STP-PM	B224023	TRANSPORTATION DISTRICT 4 VARIOUS LOCATIONS	65.01	71.02	6.01	PAVEMENT RESURFACE	2021	20	2,113	2,133	1,931	203	0
M	HSIP	B224031	TRANSPORTATION DISTRICT 4 VARIOUS LOCATIONS	0.00	0.00	0.00	SAFETY IMPROVEMENTS	2020	13	278	290	263	28	0
M	STP-BR	B225003	TRANSPORTATION DISTRICT 5 STRUCTURE NO. CPX, CXK, DDC, FJC, CAH, CTR	126.15	126.15	0.00	STRUCTURE REPAIR	2019	76	3,064	3,141	2,842	299	0



Wyoming Department of Transportation
5300 Bishop Blvd
Cheyenne, WY 82009

STATE TRANSPORTATION IMPROVEMENT PROJECTS ENGINEERING & CONSTRUCTION

WYCN002B

Various County

Transportation Projects

Fiscal Year: 2022

Trans Comm Dist	Project		General Location Detail Location	Begin RM	End RM	Length	Character of Work	Cost \$1,000						
								PE FY	PE	CE & CON	TOTAL	FED	ST	OTH
M	STP-PM	B225024	TRANSPORTATION DISTRICT 5 VARIOUS LOCATIONS	196.42	196.42	0.00	PAVEMENT MAINTENANCE	2021	15	500	516	466	49	0
5	STP-GM	B225025	TRANSPORTATION DISTRICT 5 VARIOUS LOCATIONS/US 287/WY 789	7.14	7.14	0.00	DRAINAGE REPAIR	2019	15	436	451	408	43	0
M	HSIP	B229009	STATEWIDE VARIOUS LOCATIONS	12.70	12.70	0.00	SAFETY IMPROVEMENTS	2021	23	250	273	247	26	0
M	HSIP	B229010	STATEWIDE VARIOUS LOCATIONS	12.70	12.70	0.00	TRAFFIC SYSTEMS	2021	91	1,000	1,091	987	104	0
M	HSIP	B229011	STATEWIDE TRANSPORTATION DISTRICTS 1 AND 4	12.70	12.70	0.00	SAFETY IMPROVEMENTS	2021	25	550	575	520	55	0
M	PEG	PEG2231	TRANSPORTATION DISTRICT 3 VARIOUS LOCATIONS	2.30	2.30	0.00	GENERAL MAINTENANCE	2022	5	1,500	1,505	0	1,505	0
M	PEG	PEG2251	TRANSPORTATION DISTRICT 5 VARIOUS LOCATIONS	196.42	196.42	0.00	GENERAL MAINTENANCE	2022	5	700	705	0	705	0



Wyoming Department of Transportation
5300 Bishop Blvd
Cheyenne, WY 82009

STATE TRANSPORTATION IMPROVEMENT PROJECTS ENGINEERING & CONSTRUCTION

WYCN002B

Various County

Transportation Projects

Fiscal Year: 2022

Trans Comm Dist	Project	General Location Detail Location	Begin RM	End RM	Length	Character of Work	Cost \$1,000						
							PE FY	PE	CE & CON	TOTAL	FED	ST	OTH
FY TOTAL:							295.49	\$2,059	\$47,819	\$49,881	\$30,347	\$19,532	\$0

Aeronautics Projects

Fiscal Year: 2022

Aero Comm Dist	Project		General Location		Character of Work	Cost \$1,000						
						PE FY	PE	CE & CON	TOTAL	FED	ST	OTH
M	AERO	AGMP33A	STATEWIDE		PAVEMENT MAINTENANCE		0	1,322	1,322	0	1,190	132
FY TOTAL:							\$0	\$1,322	\$1,322	\$0	\$1,190	\$132
Grand Total: 2022, Various County							\$2,059	\$49,141	\$51,203	\$30,347	\$20,722	\$132



Wyoming Department of Transportation
5300 Bishop Blvd
Cheyenne, WY 82009

STATE TRANSPORTATION IMPROVEMENT PROJECTS ENGINEERING & CONSTRUCTION

WYCN002B

Various County

Transportation Projects

Fiscal Year: 2023

Trans Comm Dist	Project		General Location Detail Location	Begin RM	End RM	Length	Character of Work	Cost \$1,000						
								PE FY	PE	CE & CON	TOTAL	FED	ST	OTH
M	CM-GM	B214021	TRANSPORTATION DISTRICT 4 VARIOUS LOCATIONS	37.13	37.13	0.00	DRAINAGE REPAIR	2019	30	638	668	604	64	0
M	STP-PM	B231009	TRANSPORTATION DISTRICT 1 VARIOUS LOCATIONS	401.96	401.96	0.00	PAVEMENT MAINTENANCE	2022	55	1,055	1,110	1,004	106	0
M	STP-PM	B231010	TRANSPORTATION DISTRICT 1 VARIOUS LOCATIONS	401.96	401.96	0.00	PAVEMENT MAINTENANCE	2022	28	528	556	502	53	0
M	STP-PM	B231011	TRANSPORTATION DISTRICT 1 VARIOUS LOCATIONS	401.96	401.96	0.00	PAVEMENT MAINTENANCE	2022	55	1,055	1,110	1,004	106	0
M	STP-PM	B231012	TRANSPORTATION DISTRICT 1 VARIOUS LOCATIONS	401.96	401.96	0.00	PAVEMENT MAINTENANCE	2022	3	221	224	202	21	0
M	STP-BR	B231013	TRANSPORTATION DISTRICT 1 STRUCTURE NO. AUW, AUX, CLT	243.89	243.89	0.00	STRUCTURE REPAIR	2021	30	570	600	542	57	0
M	HSIP	B231014	TRANSPORTATION DISTRICT 1 VARIOUS LOCATIONS	7.00	10.00	3.00	GUARDRAIL	2021	55	1,055	1,110	1,004	106	0



Wyoming Department of Transportation
5300 Bishop Blvd
Cheyenne, WY 82009

STATE TRANSPORTATION IMPROVEMENT PROJECTS ENGINEERING & CONSTRUCTION

WYCN002B

Various County

Transportation Projects

Fiscal Year: 2023

Trans Comm Dist	Project		General Location Detail Location	Begin RM	End RM	Length	Character of Work	Cost \$1,000						
								PE FY	PE	CE & CON	TOTAL	FED	ST	OTH
M	SCP-TC- BR	B232001	TRANSPORTATION DISTRICT 2 STRUCTURE NO. DCS, DCU, ADG, ADI, ADL, BUC, BUD, ACF, DCN, DCT, DCY, AKH, AKI, DFE, FDC, CNW	57.62	57.62	0.00	STRUCTURE REPAIR	2019	239	8,420	8,659	7,836	824	0
M	STP-BR	B232015	TRANSPORTATION DISTRICT 2 VARIOUS LOCATIONS/I-25 STRUCTURES	46.15	46.15	0.00	STRUCTURE REPAIR	2021	55	1,055	1,110	1,004	106	0
M	STP-PM	B232016	TRANSPORTATION DISTRICT 2 VARIOUS LOCATIONS	186.79	186.79	0.00	PAVEMENT MAINTENANCE	2022	55	1,055	1,110	1,004	106	0
M	STP-PM	B232017	TRANSPORTATION DISTRICT 2 VARIOUS LOCATIONS	186.79	186.79	0.00	PAVEMENT MAINTENANCE	2022	110	2,110	2,220	2,009	211	0
M	STP-PM	B232018	TRANSPORTATION DISTRICT 2 VARIOUS LOCATIONS	186.79	186.79	0.00	PAVEMENT MAINTENANCE	2022	165	3,165	3,330	3,013	317	0
M	STP-BR	B233006	TRANSPORTATION DISTRICT 3 STRUCTURE NO. AMQ, AMW, CXW, AOY, ARJ	10.68	10.68	0.00	STRUCTURE REPAIR	2020	76	2,685	2,761	2,499	263	0
M	SCP-TC- BR	B233008	TRANSPORTATION DISTRICT 3 STRUCTURE NO. FDU, DJG, AMF, FEM, AMM	72.10	72.10	0.00	STRUCTURE REPAIR	2020	228	5,015	5,243	4,744	499	0



Wyoming Department of Transportation
5300 Bishop Blvd
Cheyenne, WY 82009

STATE TRANSPORTATION IMPROVEMENT PROJECTS ENGINEERING & CONSTRUCTION

WYCN002B

Various County

Transportation Projects

Fiscal Year: 2023

Trans Comm Dist	Project		General Location Detail Location	Begin RM	End RM	Length	Character of Work	Cost \$1,000						
								PE FY	PE	CE & CON	TOTAL	FED	ST	OTH
M	STP-PM	B233019	TRANSPORTATION DISTRICT 3 VARIOUS LOCATIONS	2.30	2.30	0.00	PAVEMENT MAINTENANCE	2022	96	1,750	1,846	1,671	176	0
M	STP-PM	B233020	TRANSPORTATION DISTRICT 3 VARIOUS LOCATIONS	2.30	2.30	0.00	PAVEMENT MAINTENANCE	2022	83	1,500	1,584	1,432	150	0
M	STP-PM	B233021	TRANSPORTATION DISTRICT 3 VARIOUS LOCATIONS	2.30	2.30	0.00	PAVEMENT MAINTENANCE	2022	110	2,000	2,110	1,909	201	0
M	SCP-TC- BR	B234002	TRANSPORTATION DISTRICT 4 STRUCTURE NO. DBJ, DAI, BGO, LIM, DIJ	152.02	152.02	0.00	STRUCTURE REPAIR	2020	178	6,255	6,433	5,821	612	0
M	SCP-TC- PM	B234022	TRANSPORTATION DISTRICT 4 VARIOUS LOCATIONS	252.30	259.08	6.78	PAVEMENT RESURFACE	2020	627	3,451	4,077	3,690	388	0
M	STP-BR	B235003	TRANSPORTATION DISTRICT 5 STRUCTURE NO. FUV, DDV	100.53	100.53	0.00	STRUCTURE REPAIR	2019	210	2,510	2,720	2,461	259	0
FY TOTAL:						9.78			\$2,488	\$46,093	\$48,581	\$43,955	\$4,625	\$0



Wyoming Department of Transportation
5300 Bishop Blvd
Cheyenne, WY 82009

STATE TRANSPORTATION IMPROVEMENT PROJECTS ENGINEERING & CONSTRUCTION

WYCN002B

Various County

Aeronautics Projects

Fiscal Year: 2023

Aero Comm Dist	Project		General Location		Character of Work	Cost \$1,000						
						PE FY	PE	CE & CON	TOTAL	FED	ST	OTH
M	AERO	AGMP35A	STATEWIDE		PAVEMENT MAINTENANCE		0	1,378	1,378	0	1,240	138
FY TOTAL:							\$0	\$1,378	\$1,378	\$0	\$1,240	\$138
Grand Total: 2023, Various County							\$2,488	\$47,471	\$49,959	\$43,955	\$5,865	\$138

Transportation Projects

Fiscal Year: 2024

Trans Comm Dist	Project		General Location Detail Location	Begin RM	End RM	Length	Character of Work	Cost \$1,000						
								PE FY	PE	CE & CON	TOTAL	FED	ST	OTH
M	STP-BR	B242003	TRANSPORTATION DISTRICT 2 STRUCTURE NO. AIK, AJX, CUI, DDE, CZC	0.06	0.06	0.00	STRUCTURE REPAIR	2021	119	4,195	4,314	3,904	410	0
M	STP-BR	B244004	TRANSPORTATION DISTRICT 4 STRUCTURE NO. BFA, CDL, ALY, ALZ, DZZ, EAB, BFB, BGG, BGI, BGL, BGN, BGS, EAA, EAC, BFQ, BGH, BGM, BGT, CBJ, ALI, DAU	135.41	135.41	0.00	STRUCTURE REPAIR	2020	278	8,350	8,628	7,808	821	0
M	STP-BR	B245005	TRANSPORTATION DISTRICT 5 STRUCTURE NO. FRY, DAY, CTM, FOK, CJH	25.08	25.08	0.00	STRUCTURE REPAIR	2021	91	2,715	2,806	2,540	267	0
7	NHF	N341117	WALTMAN TO SHOSHONI US 20/26/87	51.60	76.00	24.40	PAVEMENT REHABILITATION	2021	65	3,087	3,153	2,852	300	0
FY TOTAL:						24.40			\$553	\$18,347	\$18,901	\$17,104	\$1,798	\$0
Grand Total: 2024, Various County									\$553	\$18,347	\$18,901	\$17,104	\$1,798	\$0



Wyoming Department of Transportation
5300 Bishop Blvd
Cheyenne, WY 82009

STATE TRANSPORTATION IMPROVEMENT PROJECTS ENGINEERING & CONSTRUCTION

WYCN002B

Various County

Transportation Projects

Fiscal Year: 2025

Trans Comm Dist	Project		General Location Detail Location	Begin RM	End RM	Length	Character of Work	Cost \$1,000						
								PE FY	PE	CE & CON	TOTAL	FED	ST	OTH
M	STP-BR	B233007	TRANSPORTATION DISTRICT 3 STRUCTURE NO. BOC, BOH, BOO, CVJ, DMA	95.18	95.18	0.00	STRUCTURE REPAIR	2022	95	3,335	3,430	3,104	326	0
M	STP-BR	B252001	TRANSPORTATION DISTRICT 2 STRUCTURE NO. CCD, CSF	2.93	2.93	0.00	BRIDGE REPLACEMENT	2020	182	1,215	1,397	1,264	133	0
M	STP-BR	B252002	TRANSPORTATION DISTRICT 2 STRUCTURE NO. ADF, ADU, AEP, AGC, AHU, BUG, CQH, CQI, CZO, DCM, FEG, FEW	59.01	59.01	0.00	STRUCTURE REPAIR	2022	194	4,260	4,454	4,030	424	0
M	STP-BR	B254004	TRANSPORTATION DISTRICT 4 STRUCTURE NO. ALL, ALM, BEX, BCW, BFP, BGY, BXJ, DHT, BCS, BCZ, BDE, CTS, FQD, CDM, CUU, DLG, DLH, FQH, DEC, CHS	293.83	293.83	0.00	STRUCTURE REPAIR	2022	374	8,230	8,604	7,786	818	0
M	STP-BR	B255003	TRANSPORTATION DISTRICT 5 STRUCTURE NO. BYV, LWC, BYU, FFX, FFW, CJX, FCK, EUP, EWI	99.65	99.65	0.00	STRUCTURE REPAIR	2022	152	3,340	3,492	3,160	332	0
FY TOTAL:						0.00			\$997	\$20,380	\$21,377	\$19,344	\$2,033	\$0



Wyoming Department of Transportation
5300 Bishop Blvd
Cheyenne, WY 82009

STATE TRANSPORTATION IMPROVEMENT PROJECTS ENGINEERING & CONSTRUCTION

WYCN002B

Various County

Aeronautics Projects

Fiscal Year: 2025

Aero Comm Dist	Project		General Location		Character of Work	Cost \$1,000						
						PE FY	PE	CE & CON	TOTAL	FED	ST	OTH
M	AERO	AGMP39A	STATEWIDE		PAVEMENT MAINTENANCE		0	1,489	1,489	0	1,340	149
FY TOTAL:							\$0	\$1,489	\$1,489	\$0	\$1,340	\$149

Grand Total: 2025, Various County

\$997 \$21,869 \$22,866 \$19,344 \$3,373 \$149



Wyoming Department of Transportation
5300 Bishop Blvd
Cheyenne, WY 82009

STATE TRANSPORTATION IMPROVEMENT PROJECTS ENGINEERING & CONSTRUCTION

WYCN002B

Various County

Transportation Projects

Fiscal Year: 2026

Trans Comm Dist	Project		General Location Detail Location	Begin RM	End RM	Length	Character of Work	Cost \$1,000						
								PE FY	PE	CE & CON	TOTAL	FED	ST	OTH
M	STP-PM	B211045	TRANSPORTATION DISTRICT 1 VARIOUS LOCATIONS	47.46	57.52	10.06	PAVEMENT MAINTENANCE	2020	100	2,000	2,100	1,900	200	0
5	STP-GM	B215042	TRANSPORTATION DISTRICT 5 VARIOUS LOCATIONS/WY 291/US 14A/US 20	57.00	65.00	8.00	GUARDRAIL	2020	50	1,442	1,492	1,350	142	0
5	STP	B215043	TRANSPORTATION DISTRICT 5 VARIOUS LOCATIONS IN BIG HORN AND WASHAKIE COUNTIES	125.60	125.60	0.00	ENVIRONMENTAL	2020	50	464	514	465	49	0
M	STP-BR	B262006	TRANSPORTATION DISTRICT 2 VARIOUS LOCATIONS/STRUCTURE NO. AFT, AFU, CBT, CNI, DLS, JFB	137.41	137.41	0.00	STRUCTURE REPAIR	2023	314	3,455	3,769	3,411	358	0
M	STP-BR	B262007	TRANSPORTATION DISTRICT 2 VARIOUS LOCATIONS/STRUCTURE NO. AIV	194.26	194.26	0.00	STRUCTURE REPAIR	2021	118	1,720	1,838	1,663	175	0
M	STP-BR	B263004	TRANSPORTATION DISTRICT 3 VARIOUS LOCATIONS/STRUCTURE NO. APG, CWG, CWR, DIL, DIM, DNJ, FBS, FLU, FQN	52.16	52.16	0.00	STRUCTURE REPAIR	2023	742	8,165	8,907	8,060	847	0
M	STP-BR	B263005	TRANSPORTATION DISTRICT 3 VARIOUS LOCATIONS/STRUCTURE NO. AMY, AMZ, ANH	23.91	23.91	0.00	STRUCTURE REPAIR	2023	383	4,210	4,593	4,156	437	0



Wyoming Department of Transportation
5300 Bishop Blvd
Cheyenne, WY 82009

STATE TRANSPORTATION IMPROVEMENT PROJECTS ENGINEERING & CONSTRUCTION

WYCN002B

Various County

Transportation Projects

Fiscal Year: 2026

Trans Comm Dist	Project		General Location Detail Location	Begin RM	End RM	Length	Character of Work	Cost \$1,000						
								PE FY	PE	CE & CON	TOTAL	FED	ST	OTH
4	STP-BR	B264008	TRANSPORTATION DISTRICT 4 VARIOUS LOCATIONS EAST/STRUCTURE NO. DHV, BFO, BGV, BGW, DBG	195.00	195.00	0.00	STRUCTURE REPAIR	2023	207	2,280	2,487	2,251	237	0
4	STP-BR	B264009	TRANSPORTATION DISTRICT 4 VARIOUS LOCATIONS WEST/STRUCTURE NO. BEX, BCU, BCV, BCD, BCR, BFC, DCI	91.49	91.49	0.00	STRUCTURE REPAIR	2023	249	2,740	2,989	2,705	284	0
M	STP-BR	B265001	TRANSPORTATION DISTRICT 5 VARIOUS LOCATIONS/STRUCTURE NO. CYG, FLK, FLL, FLM, DBQ	48.11	48.11	0.00	STRUCTURE REPAIR	2023	309	4,513	4,822	4,363	459	0
M	STP	B265002	TRANSPORTATION DISTRICT 5 VARIOUS LOCATIONS/SPOT PATCHING	196.42	196.42	0.00	PAVEMENT MAINTENANCE	2025	125	3,318	3,443	3,116	327	0
5	STP	B265003	TRANSPORTATION DISTRICT 5 US 20/26 AND US 20/WY789	134.80	135.00	0.20	SAFETY IMPROVEMENTS	2022	150	1,991	2,141	1,937	204	0
FY TOTAL:						18.26			\$2,797	\$36,298	\$39,095	\$35,377	\$3,719	\$0
Grand Total: 2026, Various County									\$2,797	\$36,298	\$39,095	\$35,377	\$3,719	\$0



Wyoming Department of Transportation
5300 Bishop Blvd
Cheyenne, WY 82009

STATE TRANSPORTATION IMPROVEMENT PROJECTS COUNTY TOTAL

WYCN00102SUM

County		Transportation Projects	Capital Improvement Projects	Communications Projects	Transit Projects	Aeronautics Projects	Total
Various	2021	\$100,030,000	\$0	\$0	\$2,289,000	\$1,278,000	\$103,597,000
	2022	\$49,881,000	\$0	\$0	\$0	\$1,322,000	\$51,203,000
	2023	\$48,581,000	\$0	\$0	\$0	\$1,378,000	\$49,959,000
	2024	\$18,901,000	\$0	\$0	\$0	\$0	\$18,901,000
	2025	\$21,377,000	\$0	\$0	\$0	\$1,489,000	\$22,866,000
	2026	\$39,095,000	\$0	\$0	\$0	\$0	\$39,095,000
	Total	\$277,865,000	\$0	\$0	\$2,289,000	\$5,467,000	\$285,621,000

Illustrative Projects

The following list includes projects that could be considered if Wyoming were to receive additional funding thereby allowing the State to proceed with these projects if deemed necessary. The focus of the projects listed below is on freight and economic issues the State faces and is illustrative only.

- There is a need to keep up with system preservation and improvement needs of Wyoming's transportation system. Current funding levels do not allow the state to address all of the needs. Several proposed preservation projects that address roadways, airports, buildings and emergency communications can be moved into the improvement program if funding were made available.
- Traffic studies have indicated that additional truck climbing lanes are warranted in areas of the I-80 corridor due to increasing freight movements and winter mobility issues. Climbing lanes will reduce congestion and improve the overall level of service and safety for I-80. Combined with this, additional truck parking along I-80 is needed. Several areas between Evanston and Rawlins on I-80 would benefit from additional truck parking due to this being a primary freight corridor. The area between Rawlins and Laramie experiences severe winter weather conditions and providing additional truck parking in this area would increase safety, especially during winter months.
- Provide passing lanes to improve safety, mobility and reduce congestion on various 2-lane corridors. Projects will be targeted at those corridors that are experiencing high truck/traffic volumes that have a large mix of commercial and industrial vehicles.
- WYDOT and the Wyoming Game and Fish have cooperatively developed a priority list of areas needing wildlife crossing mitigation to reduce animal vehicle crashes and foster game connectivity. A top ten list of areas have been developed to address the primary transportation crossing locations. The Wyoming legislature has passed legislation allowing for special license plates for wildlife and the fees can be used to fund these crossing areas, along with WG&F funding and other funds from NGO's. Provided sufficient funding becomes available wildlife crossings can be moved into the STIP.
- Widening of tunnels through the Wind River Canyon in Fremont County.

APPENDIX A

ASSIGNMENT OF PROJECT NUMBERS

The following guidelines are used to assign seven-digit project IDs.

Interstate projects begin with an "I" followed by the Linear Referencing System (LRS) number: 25, 80, 90, or 180. For I-25, I-80 and I-90, the "section" reference is next, which corresponds closely with the first county it crosses, the second county it crosses, etc. The section number ascends from west to east and south to north. The last three numbers represent the project sequence number.

Examples:	I806211	LRS number 80, section 6 (Laramie County), 211 th project
	I251099	LRS number 25, section 1 (Laramie County), 99 th project
	I180013	LRS number 180, no section needed, 13 th project

Principal Arterial National Highway System (NHS) projects begin with an "N" followed by the LRS number, section reference, and sequence number.

Examples:	N851045	LRS number 85, section 1 (Laramie County), 45 th project
	N232036	LRS number 23, section 2 (Albany County), 36 th project

Non-NHS projects with a 2-digit LRS begin with "P" followed by LRS number, section reference and sequence number.

Examples:	P182033	LRS number 18, section 2 (Carbon County), 33 rd project
	P221060	LRS number 22, section 1 (Carbon County), 60 th project

Non-NHS projects with 3-digits or more LRS are identified with the LRS number and sequence number.

Examples:	0103052	LRS number 103, 52 nd project
	1103165	LRS number 1103, 165 th project
	4200043	LRS number 4200, 43 rd project

Projects not on the federal-aid highway system (state system only) will begin with "W" followed by the LRS number and a sequence number. "U" is used if a project is located within urban limits.

Examples: W211073 LRS number 211, 73rd project
 U212013 LRS number 212, 13th project, urban limit

County road projects are identified with a "CN" followed by a 2-digit county number and 3-digit sequence number.

Examples: CN05040 Albany County, 40th project
 CN13120 Converse County, 120th project

Statewide or district-wide projects begin with "B," followed by a 2-digit fiscal year designation, the transportation district number, and a 3-digit sequence number. Statewide projects use "9" for the transportation district designation.

Examples: B201006 Construction year 2020, Transportation District 1, 6th project
 B215010 Construction year 2021, Transportation District 5, 10th project

Wildlife projects begin with "WL" followed by the transportation district designation, the construction fiscal year, and a one-digit sequence number.

Example: WL32301 Transportation District 3, Construction year 2023, 1st project

Stockpile contract projects begin with "PEG" followed by the construction fiscal year, transportation district designation, and a one-digit sequence number.

Example: PEG2111 Construction year 2021, Transportation District 1, 1st project

Damage repair projects related a natural disaster begin with "ND" followed by the year, transportation district number, and a sequence number. All other damage repair projects begin with a "DR", followed by the transportation district number, and a sequence number.

Example: ND20501 Construction year 2020, Transportation District 5, 1st project
 DR51739 Transportation District 5, 1,739th project

Authority to Render Services (ARS by contract) projects use the first four digits of the primary associated project number and end with A01, A02, etc. (more than one ARS may be combined with a project).

Example: N345A01, N345A02, N345A03, PEG3A01

Transportation Alternative Projects begin with “CD” followed by the year, transportation district number, and a sequence number.

Example: CD19201 Construction year 2019, Transportation District 2, 1st project

Congestion Mitigation projects begin with “CM” followed by the year, transportation district number, and a sequence number.

Example: CM19101 Construction year 2019, Transportation District 1, 1st project

Statewide projects not on highways, such as bridge inspections or archaeological evaluations use a 2-digit abbreviation, followed by the fiscal year and a sequence number.

Examples: IT20001 ITS Yearly Project, fiscal year 2020, 1st project
 MS21001 Bridge Inspections, fiscal year 2021, 1st project

Aeronautics projects begin with “A,” followed by the first two digits of the airport’s FAA identifier, then a 3-digit sequence number, and a letter denoting the phase of a project, which is used when more than one year of funding is required to complete the work.

Example: ALAR27F Laramie, 27th project, phase F (ABCDEF) 6th year

Transit projects begin with “FT” and the fiscal year, followed by a sequence number.

Example: FT20002 Fiscal year 2020, 2nd project

Communications projects begin with WLNK followed by a sequence number.

Example: WLNK005 Fifth WYOLink project

Capital Improvement projects begin with PEB followed by a sequence number.

Example: PEB2022

FAST ACT PREFIX DESIGNATION
FEDERAL PROJECTS

Prefix	Description
AERO	Aeronautics
BUILD	Better Utilizing Investments To Leverage Development/Discretionary
CD	Community Development
CM	Congestion Mitigation Air Quality
CPG	Consolidated Planning Grant
CRISI	Consolidated Rail Infrastructure & Safety Improvement
ER	Emergency Relief 100% Federal
FTA	Federal Transit Administration Rural Mass Transit
HIP	Highway Infrastructure Program (Omnibus)
HRRR	High Risk Rural Roads
HSIP	Highway Safety Improvement Program
INFRA	Infrastructure For Rebuilding America/Discretionary
ITS	Intelligent Transportation System
NHF	National Highway Freight Program
NHPP	National Highway Performance Program Non-Interstate
NHPPI	National Highway Performance Program Interstate
NHPP-BR	National Highway Performance Program - Bridge Replacement And Rehabilitation
NHPP-GM	National Highway Performance Program - Construction Maintenance Program - General Maintenance
NHPP-PM	National Highway Performance Program - Construction Maintenance Program - Pavement Maintenance
NHPP-PO	National Highway Performance Program - Construction Maintenance Program - Pavement Overlay/Resurfacing
NHPP-RA	National Highway Performance Program Rest Area Project
NHPP-RF	National Highway Performance Program - Construction Maintenance Program - Right-Of-Way Fence
NHPP-SF	National Highway Performance Program - Construction Maintenance Program - Snow Fence
NHPP-SR	National Highway Performance Program - Construction Maintenance Program - Structure Repair
NRT	National Recreational Trail
RHC	Rail-Highway Crossings
RHC-P	Rail-Highway Crossings-Protective Devices
STIC	State Transportation Innovation Council
STP	Surface Transportation Program
STP-BR	Bridge Replacement And Rehabilitation
STP-BROS	Bridge Replacement And Rehabilitation - Off System
STP-CR	Surface Transportation Program Commission Road Improvement Program

FAST ACT PREFIX DESIGNATION
FEDERAL PROJECTS

Prefix	Description
STP-E	Surface Transportation Program - Enhancement
STP-GM	Surface Transportation Program - Construction Maintenance Program - General Maintenance
STP-PM	Surface Transportation Program - Construction Maintenance Program - Pavement Maintenance
STP-PO	Surface Transportation Program - Construction Maintenance Program - Pavement Overlay/Resurfacing
STP-RA	Surface Transportation Program Rest Area Project
STP-RF	Surface Transportation Program - Construction Maintenance Program - Right-Of-Way Fence
STP-SF	Surface Transportation Program - Construction Maintenance Program - Snow Fence
STP-SR	Surface Transportation Program - Construction Maintenance Program - Structure Repair
STPU	Surface Transportation Program Urban
STPU CA	Surface Transportation Program Urban Casper
STPU CH	Surface Transportation Program Urban Cheyenne
STPU CO	Surface Transportation Program Urban Cody
STPU DO	Surface Transportation Program Urban Douglas
STPU EV	Surface Transportation Program Urban Evanston
STPU GI	Surface Transportation Program Urban Gillette
STPU GR	Surface Transportation Program Urban Green River
STPU LA	Surface Transportation Program Urban Laramie
STPU LN	Surface Transportation Program Urban Lander
STPU PO	Surface Transportation Program Urban Powell
STPU RI	Surface Transportation Program Urban Riverton
STPU RO	Surface Transportation Program Urban Rock Springs
STPU RW	Surface Transportation Program Urban Rawlins
STPU SH	Surface Transportation Program Urban Sheridan
STPU TO	Surface Transportation Program Urban Torrington
STPU WO	Surface Transportation Program Urban Worland
TIDP	Technology And Innovation Deployment Program - Demo Project

FAST ACT PREFIX DESIGNATION
STATE PROJECTS

Prefix	Description
ARSCT	Authority For Rendering Service Contract
CIP	Capital Improvement Project
CMP GM	Contract Maintenance Program General Maintenance
CMP PM	Contract Maintenance Program Pavement Maintenance
CMP PO	Contract Maintenance Program Pavement Overlay
CMP RF	Contract Maintenance Program Right Of Way Fence
CMP SF	Contract Maintenance Program Snow Fence
CMP SR	Contract Maintenance Program Structure Repair
DR	Damage Repair
GCP	Grade Crossing Protection
IRP	Industrial Road Project
PEG	Property & Equipment – Stockpiles
RHQ-SLXX	Rail Highway Quiet Zones (XX=Year Money Was Allocated) - Match Varies By County Valuation
SCP	State Construction Project
SCP-TC	State Construction Project - Ten Cent
SCP-TC-BR	State Construction Project - Ten Cent - Bridge Replacement and Rehabilitation
SPR	State Park Road
SSP TO	State Safety Project Traffic Operations