

STIP

*State
Transportation
Improvement
Program*



2022



Mark Gordon
Governor

WYOMING Department of Transportation

"Providing a safe, high quality, and efficient transportation system"

5300 Bishop Boulevard, Cheyenne, Wyoming 82009-3340




K. Luke Reiner
Director

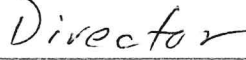
STATEWIDE TRANSPORTATION IMPROVEMENT PROGRAM (STIP) STATEWIDE TRANSPORTATION PLANNING PROCESS CERTIFICATION

In accordance with 23 CFR 450.218, the Wyoming Department of Transportation hereby certifies that its statewide transportation planning process is addressing major issues facing the State and its non-urbanized areas, and is being carried out in accordance with the following requirements:


1. 23 U.S.C. 134 and 135; 49 U.S.C. 5303 and 5304; and 23 CFR Part 450;
2. Title VI of the Civil Rights Act of 1964, as amended (42 U.S.C. 2000d-1) and 49 CFR part 21;
3. 49 U.S.C. 5332, prohibiting discrimination on the basis of race, color, creed, national origin, sex or age in employment or business opportunity;
4. Section 1101(b) of the FAST-Act (Pub. L. 112-141) and 49 CFR part 26 regarding the involvement of disadvantaged business enterprises in USDOT funded projects;
5. 23 CFR part 230, regarding implementation of an equal employment opportunity program on Federal and Federal-aid highway construction contracts;
6. The provisions of the Americans with Disabilities Act of 1990 (42 USC 12101 et seq.) and USDOT regulations "Transportation for Individuals with Disabilities" (49 CFR Part 27 (Nondiscrimination on the Basis of Disability in Programs or Activities Receiving Federal Financial Assistance); 49 CFR Part 37 (Transportation Services for Individuals with Disabilities (ADA)); and 49 CFR Part 38 (Americans with Disabilities Act (ADA) Accessibility Specifications for Transportation Vehicles);
7. Sections 174 and 176 (c) and (d) of the Clean Air Act, as amended (42 U.S. C. 7504, 7506 (c) and (d)) and 40 CFR part 93;
8. The Older Americans Act, as amended (42 U.S.C. 6101), prohibiting discrimination on the basis of age in programs or activities receiving Federal financial assistance;
9. Section 324 of title 23 U.S.C., regarding the prohibition of discrimination based on gender; and
10. Section 504 of the Rehabilitation Act of 1973 (29 U.S.C. 794) and 49 CFR part 27 regarding discrimination against individuals with disabilities.



Signature



Title



Date

"The preparation of this report has been financed in part through grant(s) from the Federal Highway Administration and Federal Transit Administration, U.S. Department of Transportation, under the State Planning and Research Program, Section 505 (or Metropolitan Planning Program, Section 104 (f)) of Title 23, U.S. Code. The contents of this report do not necessarily reflect the official views or policy of the U.S. Department of Transportation."

TABLE OF CONTENTS

STIP Introduction	1
Public Involvement.....	4
STIP Amendment Process.....	6
Other Program Funds	7
Financial Plan	8
Transportation Commission Districts	9
Transportation Asset Management.....	11
Metropolitan Planning Areas.....	17
Capital Improvement Projects	18
Communications Commission	19
Transit Introduction.....	21
Transit Asset Management.....	31
Aeronautics Commission Districts	36
Aeronautics Introduction.....	38
Highway Districts	42
Albany County	46
Big Horn County.....	56
Campbell County	64
Carbon County.....	75
Converse County.....	87
Crook County	96
Fremont County.....	102
Goshen County	120

Hot Springs County	128
Johnson County	133
Laramie County.....	141
Lincoln County	156
Natrona County	167
Niobrara County	179
Park County	183
Platte County	194
Sheridan County	201
Sublette County	212
Sweetwater County	219
Teton County	232
Uinta County	241
Washakie County	248
Weston County	256
Various Counties.....	262
Illustrative Project List	285
Appendix A.....	286

STIP INTRODUCTION

The Wyoming Department of Transportation utilizes a continuing and comprehensive planning process which encourages input from various sources to assist in determining transportation system project selections that will maintain and enhance Wyoming's Transportation system (see attached flowchart). WYDOT is taking advantage of new technologies that help identify the roads that will yield the highest return on investment by using a data-driven decision methodology that creates a system preservation focus for the Wyoming Transportation network. Input from engineering studies, performance management analysis, asset management systems, public input, the collective judgment of the Transportation Commission, and professional judgement of WYDOT engineers are used to select the transportation system projects that will be incorporated into the Statewide Transportation Improvement Program, commonly known as the STIP. The STIP is not meant to serve solely as an accounting document; rather, it is a snapshot of expected projects and their schedules, and is continually being updated.

The Wyoming STIP is a six-year, fiscally constrained program that is approved by the Transportation commission. The current STIP program is fiscally constrained for the years 2022-2027. The financial plan within the STIP is constrained based on projected federal and state funding availability. The actual funding level that will be available depends upon Congressional appropriations, as well as State appropriations. In fiscal year (FY) 2027, WYDOT has added additional projects labeled or designated as "Shelf". These projects are not part of the fiscally constrained portion of the STIP, but are included to allow WYDOT to begin design to have extra projects ready to be let to contract if additional funding is made available to WYDOT.

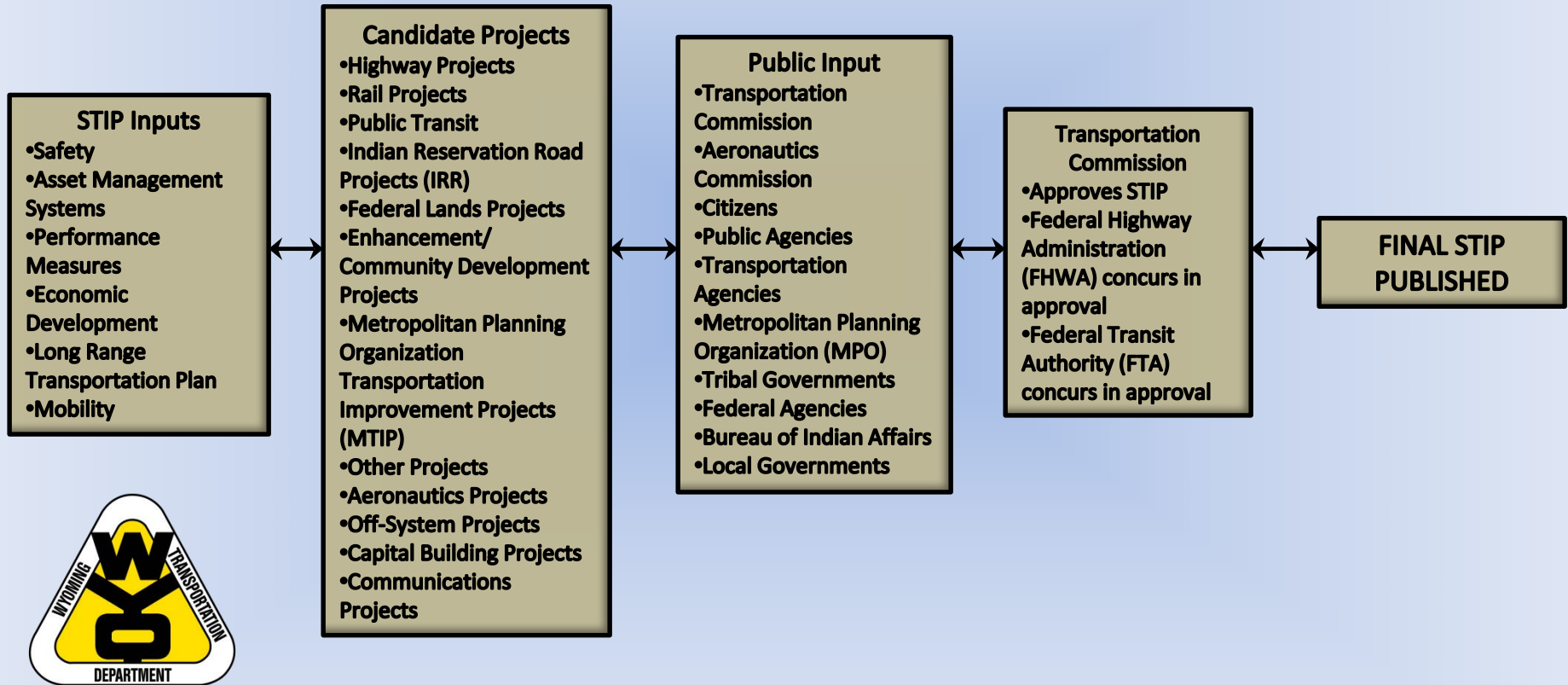
The STIP represents the planned construction, construction engineering, and preliminary engineering (which may include right of way and utility costs). It also includes the split between federal funding, state funding and other funding sources for each project. The Wyoming Department of Transportation's fiscal year runs from October through September.

Since both the nature of the projects and the funding sources are dynamic and subject to change, the STIP is inherently fluid. Scheduling projects for improvement is a very complex undertaking in that there are a large number of challenges that must be addressed prior to a project being sent to letting. Many of these challenges are outside of the Department's ability to predict or control at the time the project is initially programmed or scheduled. Some of the challenges faced are: funding source changes, increases in construction costs, right-of-way acquisition delays, emergencies, and environmental issues. Wyoming is continually faced with cost volatility for construction materials, such as oil, steel, cement and some sources of aggregate. Changes to the STIP are approved by the Transportation Commission.

WYDOT pledges to do its best to adhere to this program and to serve the public interest through these projects. WYDOT values your input, advice, and support. Any significant changes in either revenues and/or expenses will result in adjusting the schedule of projects.

This document is divided by county alphabetically. The section entitled “Various” includes projects with locations in more than one county. Maps of the seven Transportation Commission Districts, five Aeronautics Commission Districts as well as the Transportation Department’s five Construction and Maintenance Districts are included for reference purposes. The map for each county indicates projects scheduled for construction in Fiscal Year 2022 and future years. The county maps contain the primary location of each project. Aeronautics, transit, communications commission and capital improvement projects are shown at their locations for FY 2022. For an inter-active view of the projects in the STIP go to: <https://apps.wyoroad.info/itsm/map.html>. For an online view of the STIP follow the link: <http://www.dot.state.wy.us/STIP>.

ELEMENTS COMPRISING THE WYOMING STATE TRANSPORTATION IMPROVEMENT PROGRAM (STIP)



PUBLIC INVOLVEMENT

The Wyoming Department of Transportation utilizes an extensive public involvement process for development and implementation of the STIP. Once projects have been identified in the planning process and proposed for inclusion in the STIP, the document is released for public review and comment. WYDOT reviews the proposed STIP with the public in the early summer of each year at a number of meetings throughout the state, often using open house style forums in individual counties. After the initial input has been received, a draft STIP is advertised and made available for public comment for a minimum of 30 days, beginning in August. The STIP is then ultimately presented to the Transportation Commission, with the received comments, at its September meeting.

Public involvement activities inform the public and gather information about concerns and impacts a project, or a potential project, may have upon affected communities. WYDOT evaluates these impacts at each step of the transportation life cycle, including within its long range plan, project selection process, project alternatives analyses, construction, maintenance, and performance monitoring. Of special concern is ensuring minority and low-income populations are not disproportionately impacted by transportation projects, also known as Environmental Justice. The WYDOT Planning Program evaluates the state for areas of minority and low-income populations to ensure that additional measures are taken to facilitate a full and fair participation by all potentially affected communities during the long range planning process and the project selection process. WYDOT also evaluates the performance of the transportation system within those areas to ensure that disadvantaged populations are not being underserved with respect to their transportation needs. Additionally, special care is taken after a project has been selected to safeguard against smaller communities being disproportionately impacted by the project.

WYDOT contracted with a consultant to develop and lead a virtual STIP public involvement process. Promotional content included press releases, newsletter/eblast content, social media content, advertisement, and sponsored stories. For the FY 2022 STIP, a self-guided online meeting was made available from July 26, 2021, through September 30, 2021. The online meeting could be found at <https://www.wydotstipmeeting.com>.

Included in the virtual STIP meeting and also on the WYDOT website were interactive maps showing the proposed highway project locations. The interactive maps allowed the public to provide comments on specific projects, or to provide generic or location specific comments or concerns. The interactive maps and associated comments could be found at <https://www.wydotstipmeeting.com/interactive-map> and <https://webapp.dot.state.wy.us/ao/f?p=951:1:116133076854266>.

The following charts summarize WYDOT's public involvement data.

Virtual STIP Public Involvement Data
(Current as of September 22, 2021)

Fiscal Year	Participants	Survey Submissions	Entered Zip Codes/Email Addresses	Social Media Ad Analytics						
				Reach	Impressions	Engagements	Reactions	Link Clicks	Shares	Comments
2021	930	147	N/A	193,376	439,338	N/A	545	907	63	56
2022	1,635	403	324	111,655	241,529	28,932	1,216	1,968	190	577

In-Person/Streamed STIP Public Involvement Data
(Current as of September 22, 2021)

Fiscal Year	Number of Meetings	Number of WYDOT Attendees	Number of Non-WYDOT Attendees	Number of Comments	Comments Acknowledged
2021	27	143	243	76	Yes
2022	32	214	322	157	Yes

A summary of the public meetings, comments received, and responses is located on the WYDOT STIP webpage at:
<https://www.dot.state.wy.us/STIP>.

More information on WYDOT's public involvement process can be found in the Public Involvement Handbook at:
<http://www.dot.state.wy.us/files/live/sites/wydot/files/shared/Public%20Affairs/District%20Info/2011%20Public%20Involvement%20Handbook.pdf>

STIP AMENDMENT PROCESS

The STIP is a six-year program of projects that is updated annually and approved by the Transportation Commission each year in September. The Department views this document as a planning guide that best represents the transportation needs and funding assumptions at the time of STIP approval.

It must be realized that conditions such as changes in state and federal funding, changes in construction cost, re-evaluation of priorities, changing economic conditions, and changes in conditions of roadway assets can and do occur during the year. The Department has established an internal STIP amendment process that is responsive to these changing conditions.

This process enables the Department to adjust project scope and scheduling to meet changing priorities, to add or move projects because additional funds have been identified, or to add or advance projects that have received special funds (grants, COVID relief, etc.) during the planning year. Proposed amendments are reviewed internally by the staff and recommendations presented to the Transportation Commission for approval on a monthly basis.

The FHWA approves the first four years of the STIP. Their view is that any of the projects in the second through fourth year may be advanced for Federal Funds and commitment without requiring an amendment to the STIP. WYDOT requires an internal STIP amendment when projects are: (1) added to the STIP; (2) deleted from the STIP; (3) modified due to substantial changes in the termini of the project or (4) updated due to significant change in the cost of projects.

The FHWA also states that WYDOT can obligate funds from any of the various FHWA funding program sources without necessitating a STIP amendment.

OTHER PROGRAM FUNDS

INDIAN RESERVATION ROADS:

The Indian Reservation Roads projects are included if their submittal was received prior to the printing of this document. Tribal Transportation Improvement Program projects are included in the STIP by reference, and are available at:

<https://highways.dot.gov/federal-lands/programs-tribal/planning/rocky-mountains>

METROPOLITAN TRANSPORTATION IMPROVEMENT PROGRAMS:

The Casper Metropolitan Transportation Improvement Program (MTIP) and the Cheyenne MTIP for Fiscal Years 2020-2023, and as amended, are included in the STIP by reference, and are available at:

Casper MTIP:

https://www.casperwy.gov/UserFiles/Servers/Server_62983/File/Casper%20Area%20MPO/MTIPs/FY22%20-%20FY25%20MTIP%20Casper%20Area%20MPO%20signed.pdf

Cheyenne MTIP:

http://www.plancheyenne.org/wp-content/uploads/2021/07/22-25_TIP_FINALwith_signature.pdf

The transit dollar amounts shown in both the narrative and on the county pages do not reflect the entire amount for each MPO. These amounts shown in this STIP represent the State local share. For total Program amounts refer to the Community's MTIP.

FEDERAL LANDS HIGHWAY PROGRAMS:

Wyoming is administratively assigned to Central Federal Lands and Western Federal Lands, but projects are occasionally assigned to Eastern Federal Lands. Federal Lands Transportation Improvement Program projects are included in the STIP by reference, and are available at:

<https://highways.dot.gov/federal-lands/programs-planning/tip/wfl>

<https://highways.dot.gov/federal-lands/programs-planning/tip/cfl-transportation-improvement-program>

Wyoming Department of Transportation Financial Plan

State Transportation Improvement Program

updated 7/31/21

Anticipated Revenue

FY 2022	
Federal 2021 Carryover *	\$ 105,898,911
Federal 2022	\$ 291,891,435
State 2021 Carryover	\$ 24,283,876
State 2022	\$ 116,569,898
Total Federal and State Revenue Authority	\$ 538,644,120

FY 2023	
Federal 2022 Carryover	\$ 37,361,371
Federal 2023	\$ 314,891,435
State 2022 Carryover	\$ 11,471,444
State 2023	\$ 105,518,575
Total Federal and State Revenue Authority	\$ 469,242,825

FY 2024	
Federal 2023 Carryover	\$ 2,108,116
Federal 2024	\$ 314,891,435
State 2023 Carryover	\$ 13,272,692
State 2024	\$ 104,067,260
Total Federal and State Revenue Authority	\$ 434,339,503

FY 2025	
Federal 2024 Carryover	\$ 2,108,116
Federal 2025	\$ 314,891,435
State 2024 Carryover	\$ 14,060,108
State 2025	\$ 88,229,794
Total Federal and State Revenue Authority	\$ 419,289,453

Anticipated Obligations

FY 2022 STIP Projects		Other 2022 Projects	
Federal 2022	\$ 295,388,663	Federal 2022	\$ 56,174,627
State 2022	\$ 118,376,936	State 2022	\$ 7,121,589
Total	\$ 413,765,599	Total	\$ 63,296,216
Total Obligations 2022**	\$ 477,061,815		
Remaining Balance 2022***	\$ 61,582,305		

FY 2023 STIP Projects		Other 2023 Projects	
Federal 2023	\$ 289,208,527	Federal 2023	\$ 60,494,727
State 2023	\$ 93,829,727	State 2023	\$ 9,162,600
Total	\$ 383,038,254	Total	\$ 69,657,327
Total Obligations 2023**	\$ 452,695,581		
Remaining Balance 2023***	\$ 16,547,244		

FY 2024 STIP Projects		Other 2024 Projects	
Federal 2024	\$ 253,143,068	Federal 2024	\$ 60,494,727
State 2024	\$ 90,392,244	State 2024	\$ 9,162,600
Total	\$ 343,535,312	Total	\$ 69,657,327
Total Obligations 2024**	\$ 413,192,639		
Remaining Balance 2024***	\$ 21,146,864		

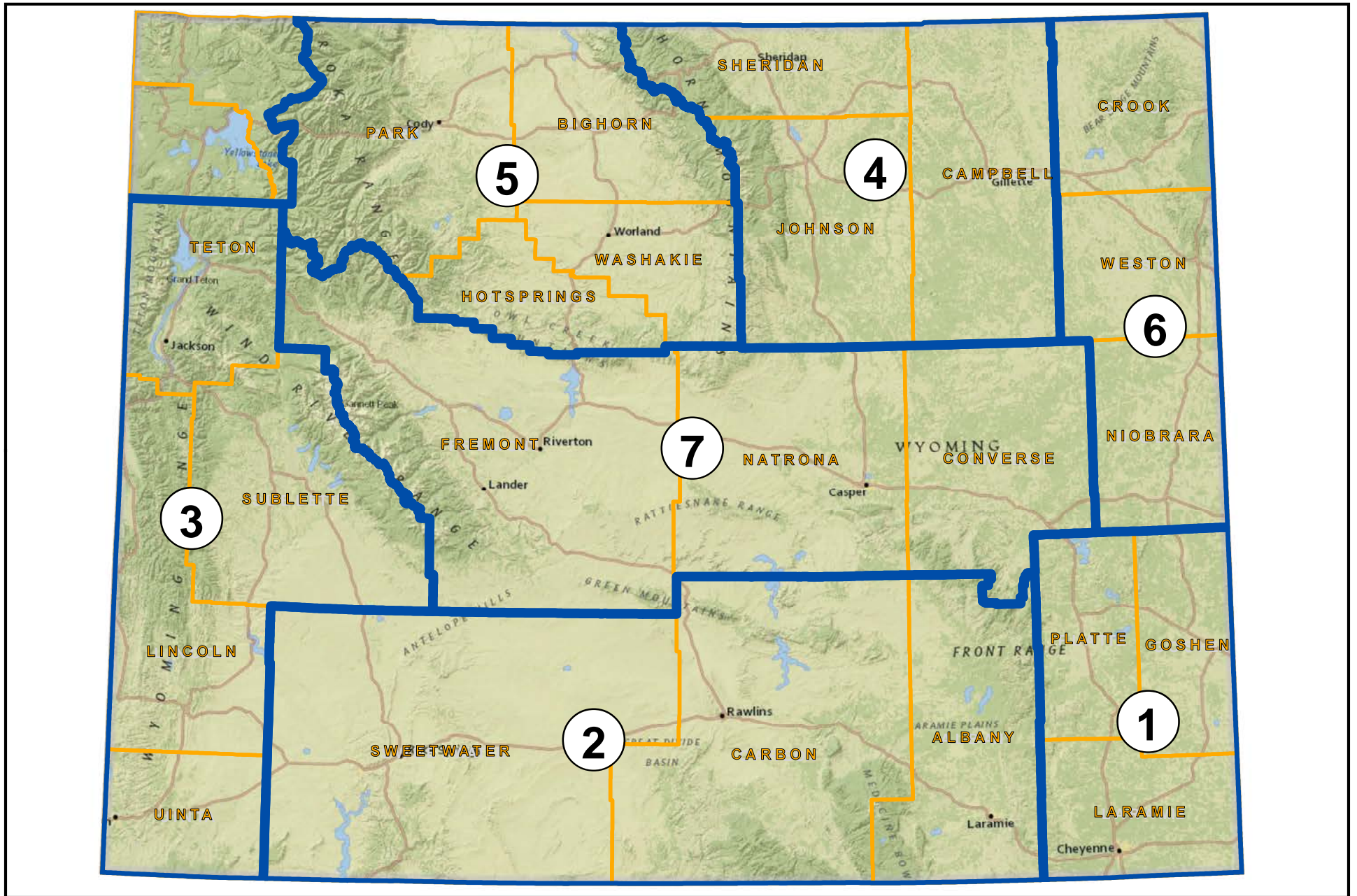
FY 2025 STIP Projects		Other 2025 Projects	
Federal 2025	\$ 208,693,520	Federal 2025	\$ 64,674,747
State 2025	\$ 75,230,041	State 2025	\$ 9,900,251
Total	\$ 283,923,561	Total	\$ 74,574,998
Total Obligations 2025**	\$ 358,498,559		
Remaining Balance 2025***	\$ 60,790,894		

* Includes 2021 obligations on 2022 projects.

** Includes contract lettings and other federal and state mandated programs.

***Funds are accounted for projects that will be programmed for these years. They include: Urban, Rail Highway Crossings, Dust Mitigation, Transportation Commission Projects, Community Development, Maintenance Chip Seals/Patching, Bridge Rehabilitation, etc.

TRANSPORTATION COMMISSION DISTRICTS



TRANSPORTATION COMMISSION

District 1



**Lee Filer
Cheyenne**

District 2



**Jim Espy
Savery**

District 3



**Jon Dolezal
Evanston**

District 4



**Susan Holmes
Sheridan**

District 5



**Greg Venable
Worldand
Vice Chairman**

District 6



**Mark Hughes
Sundance**

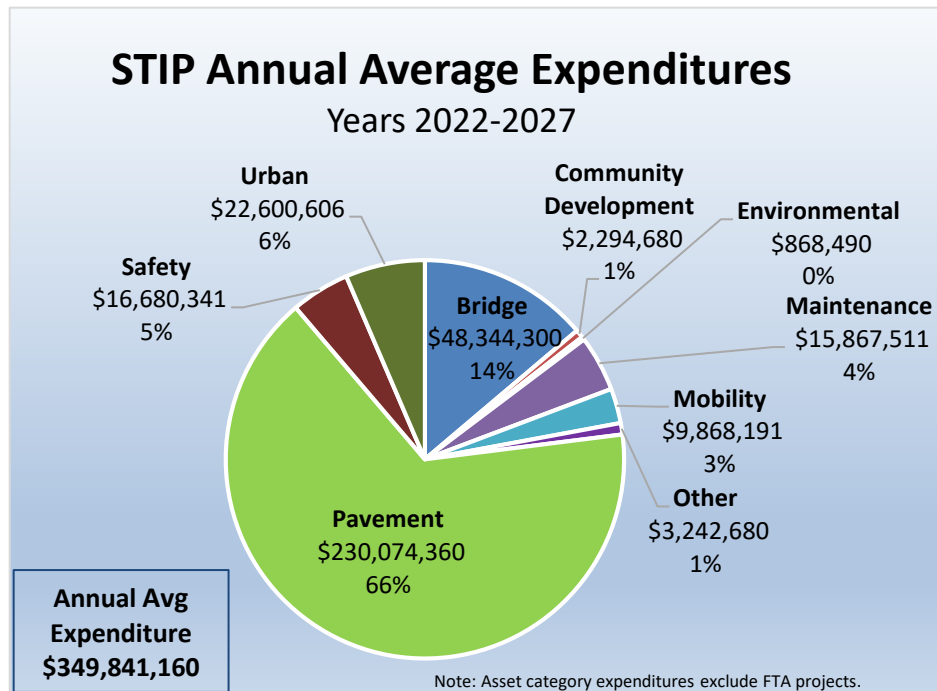
District 7



**Phil Schmidt
Casper
Chairman**

TRANSPORTATION ASSET MANAGEMENT

In compliance with the Moving Ahead for Progress in the 21st Century Act (MAP-21), WYDOT instituted a risk-based Transportation Asset Management Plan (TAMP) focused on infrastructure preservation of its pavement and bridges. WYDOT's asset management strategy is founded on system-preservation, with the objective of maintaining the State's existing transportation network at the highest possible level given finite funding. WYDOT aims to prolong the service life of its current assets at the least practicable cost, while simultaneously achieving progress towards the MAP-21 national performance goals for infrastructure management, safety enhancements, congestion mitigation, system reliability, freight movement and economic vitality, environmental sustainability, and reduced project delivery delays.



Effective management of the State's infrastructure assets help offset or reduce the rate of asset consumption, thereby lessening the impacts of usage, and increasing future economic benefits to the public. Successful Transportation Asset Management (TAM) practices can also help minimize the impacts of funding uncertainties and inflationary impacts on construction costs, as well as facilitate a sustainable program to preserve Wyoming's roads and bridges for future generations.

The comprehensive portfolio of projects outlined in the STIP are those that yield the greatest return on investment based on a systematic approach to maintenance, preservation, rehabilitation and replacement. WYDOT relies on recommendations from its management systems (PMS, BMS) to develop STIP projects that achieve progress toward meeting designated performance targets, as well as conform to the investment strategies established in the TAMP. These investment strategies are aimed at maximizing resource allocations to promote long-term asset sustainability. In order

to meet its national performance targets, WYDOT invests a minimum of \$160 million a year for pavements, and \$35 million for bridges. The chart above depicts a snapshot of WYDOT's planned resource allocations for the current STIP years (2022-2027).

Transportation performance targets are reported to the Federal Highway Administration (FHWA) on a 4-year cycle, and may be adjusted at the 2-year midpoint. Reporting the national performance measures improves an agency's accountability to the public, and allows state transportation agencies to better communicate to lawmakers the necessary funding levels that will be required to sustain the State's transportation network at the current, or desired level of service.

For Interstate pavements, WYDOT has set a performance target on its Interstate system at greater than 40% in good condition, and less than 5% in poor condition. For the non-Interstate National Highway System (NHS) system, WYDOT's target is to have greater than 40% in good condition, and less than 10% in poor condition. FHWA has calculated the values for Baseline and Interim using International Roughness Index (IRI) only (or Present Serviceability Rating (PSR) values for road sections where speed is less than 40 mph); however, WYDOT's targets were based on full-distress plus IRI data. For the first performance period only, baseline condition and 2-year targets were not required for the Interstate pavements measures.

WYDOT's bridge targets (by area of deck square footage) have been set to at least 10% of NHS bridges in good condition, and less than 10% in poor condition. The goal of the Bridge Management System (BMS) is to maintain bridges in a healthy condition within a given budget scenario, and expected funding levels and recommendations from the BMS were used to establish this target.

For system reliability, WYDOT measures the Level of Travel Time Reliability (LOTTR) of its transportation system, and calculates the percentage of person-miles travelled on the Interstate and non-Interstate NHS that are considered reliable. It has set performance targets for system reliability at greater than 96% for Interstates, and greater than 88% for non-Interstate NHS routes. The national performance measure as it pertains to freight movement and economic vitality uses a measure of Truck Time Travel Reliability (TTTR). The TTTR Index is a ratio of the 95th percentile truck travel time to the 50th percentile truck travel time, which constitutes the time delay (a lower index value is preferable). For Wyoming, most of the time delay for trucks is due to winter weather conditions and construction, very little of which is actually attributable to congestion as such. For freight movement, WYDOT has set its TTTR index performance target at 1.25.

For the most part, Wyoming does not experience issues of congestion, per se, and is not required to report the national performance metric for congestion mitigation, or Peak Hour Excessive Delay (PHED). The PHED performance measure is only applicable to urbanized areas or Metropolitan Planning Organizations (MPO's) with populations exceeding one million people, and located in a federally designated nonattainment or maintenance area for ozone, carbon monoxide (CO) or particulate matter. Similarly, Wyoming does not suffer from air quality or pollution issues to the same extent that larger states or major metropolitan cities do. The main contributors to air pollution in the two nonattainment areas of the State are not transportation-related; therefore, WYDOT utilizes its Congestion Mitigation and Air Quality Improvement (CMAQ) program dollars towards dust mitigation in other areas with higher particulate matter or pollutant levels that could potentially lapse into nonattainment status. WYDOT's CMAQ performance measure target, based on a CMAQ Emissions Reductions (kg/day), has been set at zero.

FHWA's Wyoming State Highway Infrastructure Report summarizes WYDOT's progress towards meeting national performance targets. Based on the mid-performance period review for FY2020, WYDOT has met all of its national performance targets. While actual system performance is reported on an annual basis for the preceding fiscal year's asset conditions, there is typically a lag between data submittal and validation; therefore, the data in the subsequent charts reflect the most recent asset condition data submittals as of 2020. A more detailed break-out of the associated statistics may be accessed on FHWA's Transportation Performance Management (TPM) Website at the following link: <https://www.fhwa.dot.gov/tpm/reporting/state/state.cfm?state=Wyoming>.

Wyoming 2020 Mid Performance Period Significant Progress Determination Results

Measure Area	Performance Measures		Baseline	Target	Actual	Better than Baseline	Achieved Target?	Made Significant Progress?	Consequences [23 CFR 490.109(f)]
The Condition of Pavements on the NHS (excluding Interstate)	% of Non-Interstate NHS Pavements in Good Condition	Based only on IRI	73.8	-	72.6	No	-	Yes	None
		Based on Full Distress + IRI	-	40.0	53.9	-	Yes		
	% of Non-Interstate NHS Pavements in Poor Condition	Based only on IRI	3.8	-	3.9	No	-	Yes	None
		Based on Full Distress + IRI	-	10.0	0.7	-	Yes		
The Condition of Pavements on the Interstate*	% of Interstate Pavements Classified as in Good Condition		64.0	40.0	46.5	No	Yes	Yes	None
	% of Interstate Pavements Classified as in Poor Condition		0.3	5.0	1.4	No	Yes	Yes	None
The Condition of Bridges on the NHS	% of NHS Bridges Classified as in Good Condition		21.9	10.0	19.8	No	Yes	Yes	None
	% of NHS Bridges Classified as in Poor Condition		8.0	10.0	6.2	Yes	Yes	Yes	
The Performance of the Interstate System	Interstate Time Travel Reliability Measure		100.0	96.0	100.0	No	Yes	Yes	None
Freight Movement on the Interstate System	Freight Reliability Measure		1.19	1.25	1.21	No	Yes	Yes	None

*Note: Actual Interstate conditions were taken from 2019, as the 2020 reporting was not yet included on FHWA's TPM reporting website.

Source: FHWA – Wyoming State Highway Infrastructure Report

In addition to maintaining and preserving its existing transportation infrastructure, another top priority for WYDOT focuses on improving the safety of the travelling public, with the aim of selecting safety treatments that effectively reduce fatalities and serious injuries. To this extent, WYDOT has set its current safety performance targets (based on a 5-year rolling average) to the following: Fatalities – 128, Fatality Rate –1.35, Serious Injuries – 450, Serious Injury Rate – 4.7, and Non-motorist Fatalities and Serious Injuries (pedestrian and bicyclists) – 29. While actual performance is reported on an annual basis for the preceding fiscal year, there is typically a lag between data submittal and validation;

therefore, the data in the subsequent chart reflects the most recent FHWA data submittals. These safety targets were established in coordination with WYDOT's safety partners and its State Highway Safety Plan (SHSP). The charts below summarize WYDOT's progress towards achieving its stated safety performance targets based on the latest Safety Performance Target Assessment:

Wyoming Safety Performance Target Assessment

Performance Measure	2015-2019 Target	2015-2019 Actual	2013-2017 Baseline	Met Target?	Better than Baseline?	Met or Made Significant Progress?
Number of Fatalities	130.0	127.6	123.4	Yes	N/A	Yes
Rate of Fatalities	1.400	1.294	1.298	Yes	N/A	
Number of Serious Injuries	470.0	390.8	434.4	Yes	N/A	
Rate of Serious Injuries	5.440	3.976	4.578	Yes	N/A	
Number of Non-Motorized Fatalities & Serious Injuries	30.0	35.0	35.0	No	No	

Source: FHWA's TPM Reporting Website

A more detailed discussion of WYDOT's bridge and pavement performance targets and anticipated expenditures is located in WYDOT's official TAMP, which can be found at the following link: http://www.dot.state.wy.us/files/live/sites/wydot/files/shared/Planning/Transportation-Plans/TAMP_WYDOT%20SubmissionPublic_Final_2.pdf.

TRANSPORTATION PROJECTS CHARACTER OF WORK

Character of Work	Description	Examples
ADA IMPROVEMENTS	Work to address pedestrian access and mobility	wheel chair ramps, curb ramps, correcting uneven surfaces, installation of truncated domes
ADDITIONAL LANES	Projects to improve capacity and/or mobility	passing lanes, additional through lanes, truck lanes, climbing lanes, multi-lanes
BRIDGE REPLACEMENT	Replacement of existing bridge	new bridge, large culvert, or reinforced box culvert
COMMUNITY DEVELOPMENT	Enhancements projects (non-highway related work)	pedestrian and bicycle facilities, recreational trails, pathways, safe routes to school projects, community improvements, environmental mitigation related to transportation, entry signs, decorative railing or lighting
DRAINAGE REPAIR	Work to address erosion, flood, or other water related damage	flood repairs to slopes, riprap repair or replacement, pipe inlet or outlet repairs, cleaning out culverts and ditches, replacing damaged culverts, debris removal
ENVIRONMENTAL	Projects to address environmental issues	wetland mitigation or monitoring, dust suppression, wildlife crossing, fish passage
FENCING	Projects to address fencing needs	add, replace or repair fence, deer/wildlife fence, right-of-way fence
GENERAL MAINTENANCE	Work to address maintenance or preservation needs	aggregate, salt/sand supply
GRADING	Dirt work only, no paving	adding dirt shoulders, safety grading for guardrail, flattening slopes
GUARDRAIL	Work to provide protection of obstructions within the highway clear zone	add, replace or repair guardrail, w-beam or box beam guardrail, concrete barrier (permanent or temporary), end treatments, crash cushions, cable rail
ITS	Intelligent Transportation System work	dynamic message signs, variable speed limit signs, RWIS stations, web cameras, ice detection, special software
LIGHTING	Work to install lights to improve safety at interchanges, intersections, roads, etc.	high mast tower lights, interchange and intersection lighting, decorative lights
MODIFY INTERCHANGE	Highway interchange modifications	ramp modifications, adding ramps, removing ramps, modify geometrics
MODIFY INTERSECTION	Highway and street intersection modifications	modify intersection geometrics, signal additions or upgrades, turn lanes
NEW CONSTRUCTION	Work to build a new roadway or bridge on a new alignment	new roadway or bridge in a location that did not previously have one
PARKING	Projects to address need for vehicle parking	truck parking areas, tourist pull out areas, parking lots
PAVEMENT MAINTENANCE	Preserve existing pavement surface	crack seal, pothole patching, machine placed patching, joint seal, slab replacements, grinding, dowel bar retrofit
PAVEMENT REHABILITATION	Correct functional and structural pavement deficiencies	mill and/or leveling followed by overlay, crack & seat followed by overlay, isolated reconstruction, white topping
PAVEMENT RESURFACE	Correct functional pavement deficiencies (IRI/rutting/thermal cracking)	thin overlay, microsurface, chip seal
PORT OF ENTRY	Projects to address needs at Ports of Entry	work in and around a port of entry including buildings, parking lot, scales, lighting, signing

TRANSPORTATION PROJECTS CHARACTER OF WORK

Character of Work	Description	Examples
RAILROAD	Projects dealing with at-grade railroad crossings	at grade railroad crossing modifications, electrical, signs, quiet zones, circuitry
RECONSTRUCTION	Work to rebuild or expand current roadway or bridges	removing and rebuilding roads and structures
REST AREA	Projects to address needs at Rest Areas	work in and around rest areas including building, parking lot, water, electrical, lighting, and septic systems, signing
SAFETY IMPROVEMENTS	Projects to address vehicle crashes and safety and/or mobility of the highway system	curve warning signs, roadway striping, no passing signs, high friction wearing surface, turn lanes, accel and decel lanes, pedestrian crossings, shoulder widenings
SLIDE REPAIR	Work to address geotechnical issues dealing with landslides, rock fall, and slope movements	toe berms, mechanical slide fixes (shear keys, mechanical anchors, shear piles), rock fall mesh, rock fall mitigation, scaling
SNOW FENCE	Addition, removal or rehabilitation of snow fence	install, rehabilitate, recycle snow fence
STRUCTURE REPAIR	Work to address structure conditions or preservation	deck overlay; deck replacement; expansion joint modification; painting; concrete repairs; riprap repairs; slope repairs; bearing device repair or replacement; damage repairs; rehabilitation to large culverts, overhead sign structures, and retaining walls
STUDIES	Projects that may or may not lead to construction	bridge inspection, bridge and pavement management systems, liaisons, studies, planning documents
TRAFFIC SYSTEMS	Projects to improve traffic movements	new or replacement signal poles and devices, signing, signal heads, overhead signs and structures, pedestrian crossing devices, detection
UTILITY	Work to add, replace, relocate, and upgrade utilities within the roadway right of way	adding or relocation power, cable, phone, gas, pipelines, relocating towers or poles, storm drain systems

Metropolitan Planning Areas (MPO's)

WYDOT works in conjunction with its two Wyoming Metropolitan Planning Organizations (MPO's) in Cheyenne and Casper on integrating transportation improvement projects into the STIP to meet performance measures within the MPO planning areas. Performance-based planning encourages MPO's to monitor the performance of their respective metropolitan systems to direct resource allocations to those areas where improvements are most needed, and which facilitate progress towards meeting their identified performance targets. The MPO condition data for pavements, bridges, level of travel time reliability and truck travel time reliability are generated by WYDOT, which ensures that targets are being met for the entirety of the National Highway System (NHS) within the state. WYDOT strives to annually compile and maintain both WYDOT and MPO condition results.

MPO's are only required to establish Transportation Performance Management (TPM) targets every four years. The latest MPO targets were based on the latest reported condition data for each of the performance areas. Both the Cheyenne and Casper MPO's adopted WYDOT's five safety performance targets. MPO's adopted their own TPM targets for infrastructure condition, congestion reduction, and transit as shown in the table below. WYDOT maintains all MAP-21 federal condition thresholds for Federal TPM reporting of the Interstate and NHS, regardless of the MPO targets that were established.

MPO Performance Target Assessment

Performance Area	Measure	Cheyenne MPO Target	Cheyenne MPO Condition	Casper MPO Target	Casper MPO Condition
PM1 – Safety	Number of Fatalities	130	127.6	130	127.6
PM1 – Safety	Rate of Fatalities	1.400	1.294	1.400	1.294
PM1 – Safety	Number of Serious Injuries	470	390.8	470	390.8
PM1 – Safety	Rate of Serious Injuries	5.44	3.976	5.44	3.976
PM1 – Safety	Number of Non-Motorized Fatalities & Non-Motorized Serious Injuries	30	35	30	35
PM2 – Pavement	% of Interstate Pavement in Good Condition	10%	47.2%	5%	47.99%
PM2 – Pavement	% of Interstate Pavement in Poor Condition	25%	2.46%	65%	0.65%
PM2 – Pavement	% of Non-Interstate NHS Pavement in Good Condition	5%	47.99%	30%	11.2%
PM2 – Pavement	% of Non-Interstate NHS Pavement in Poor Condition	65%	0.65%	65%	5.6%
PM2 – Bridge	% of NHS Bridges in Good Condition	30%	11.2%	30%	11.2%
PM2 – Bridge	% of NHS Bridges in Poor Condition	8%	4.5%	8%	4.5%
PM3 – Reliability	% of Person-Miles Traveled on the Interstate System that are Reliable	94%	100%	94%	100%
PM3 – Reliability	% of Person-Miles Traveled on the Non-Interstate NHS System that are Reliable	85%	94.4%	85%	94.4%
PM3 – Freight	Truck Travel Time Reliability Index	1.44	1.29	1.44	1.29
Transit – Rolling Stock	% of Transit Rolling Stock Exceeding Useful Life Benchmark (% in Poor SGR)	60%	43.8%	60%	43.8%
Transit – Equipment	% of Transit Equipment Service Vehicles Exceeding Useful Life Benchmark (% in Poor SGR)	65%	100%	65%	100%
Transit – Facilities	% of Transit Facilities Rated Under 3.0 on the FTA TERM Scale (% in Poor SGR)	0%	0%	0%	0%

Sources: Cheyenne MPO TIP 2022-2025, Casper MTIP 2022-2025

CAPITAL IMPROVEMENT PROJECTS

The Wyoming Department of Transportation (WYDOT) owns and maintains over 475 buildings throughout the state. Similar to the other state assets, Department staff annually review and prioritize the necessary maintenance, modernization, and capital construction needs. To better evaluate the overall condition of WYDOT facilities and make recommendations for preventative and predictive maintenance needs, as well as modernization and capital construction projects, WYDOT's facility management system is being upgraded to enhance the planning and prioritization of capital projects. Projects with a cost greater than \$15,000 are included in the STIP. Including the capital improvement projects in the STIP process will provide a single source review of the Department's projects.

COMMUNICATIONS COMMISSION

Mark Harshman

Casper, WY
Fire Chiefs' Association
Chairman

William (Doug) Frank

Glenrock, WY
Municipal Government
Vice Chairman

Frosty Williams

Cheyenne, WY
DCI/Attorney
General's Office

Dwane Pacheco

Rock Springs, WY
Police Chiefs'
Association
Secretary

Mike Choma

Casper, WY
Game and Fish
Department

Col. Kebin Haller

Cheyenne, WY
Department of
Transportation

Jonathan Downing

Cheyenne, WY
Public At-Large

Ron Gatti

Rock Springs, WY
Emergency Medical
Services

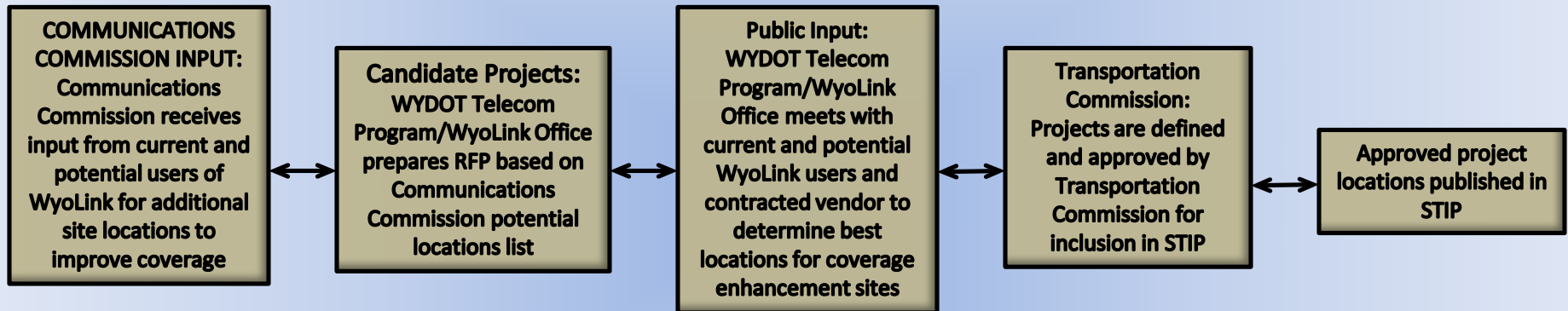
Matt Carr

Teton County
Police Chiefs'
Association

Paul Bertoglio

Casper, WY
County Government

ELEMENTS COMPRISING THE COMMUNICATIONS COMMISSION & WYOLINK STATEWIDE COMMUNICATION SYSTEM



TRANSIT INTRODUCTION

GENERAL

Congress establishes the legal authority to commence and continue Federal Transit Administration (FTA) programs through authorizing legislation covering several years. On December 4, 2015, President Obama signed the Fixing America's Surface Transportation (FAST) Act, reauthorizing surface transportation programs through fiscal year 2020, with annual extensions being done until a new act is passed by Congress. Each reauthorization amends the Federal Transit Laws codified in 49 USC Chapter 53. As of August 2021, Congress is working on reauthorizing the new transportation bill.

The Wyoming Department of Transportation (WYDOT) acts as a facilitator of public transportation services. WYDOT does not directly provide public transportation services, but contracts for services with local, sub-grantee public transportation providers. WYDOT Transit Staff disseminates information about U.S. Department of Transportation programs and provides technical support to applicants in preparation of funding proposals. The WYDOT Transit Application Guidelines can be found at: http://www.dot.state.wy.us/home/planning_projects/transportation_programs/transit-in-wyoming.html. Local governments and non-profit entities are responsible for the development and operation of their local transit systems.

Private enterprise is encouraged to participate to the maximum extent feasible in providing public transportation. Eligible grantees may contract for services from, or lease vehicles to private operators.

FEDERAL TRANSIT ADMINISTRATION PROGRAMS

SECTIONS 5305(d) and 5305(e) PROGRAMS (Formerly 5303 and 5304)

These programs are for planning funds for Metropolitan and Statewide Rural areas to foster the development of coordinated community and regional transit planning. Metropolitan planning funds (Section 5305(d)) are provided to Casper and Cheyenne and are annually combined with FHWA Planning Funds to create the Consolidated Planning Grant (CPG). These funds are transferred to FHWA for administration. Statewide planning (Section 5305(e)) is made available to both municipalities and small rural areas for their transit planning needs.

SECTION 5307 – URBANIZED AREA FORMULA GRANTS

This program provides grants to Urbanized Areas (UZA) for public transportation, capital, planning, preventive maintenance, as well as operating expenses. These funds constitute a core investment in the enhancement and revitalization of public transportation systems in the nation's urbanized areas, which depend on public transportation to improve mobility and reduce congestion. This funding is obligated to Wyoming's urbanized areas (Casper and Cheyenne) for public transportation services. All projects must benefit residents in urbanized areas (over 50,000 population) of Wyoming. Section 5307 provides 80% for capital, 85% for ADA-compliant vehicles and 50% of operating needs of transit providers.

The Casper Metropolitan Transportation Improvement Program (MTIP) and the City of Cheyenne MTIP for the fiscal years 2021-2024, and as amended, are included in the STIP by reference and are available at their websites at the following links:

Casper MTIP: https://www.casperwy.gov/UserFiles/Servers/Server_62983/File/Casper%20Area%20MPO/MTIPs/FY22%20-%20FY25%20MTIP%20Casper%20Area%20MPO%20signed.pdf

Cheyenne MTIP: http://www.plancheyenne.org/wp-content/uploads/2021/07/22-25_TIP_FINALwith_signature.pdf

SECTION 5310 – ENHANCED MOBILITY OF SENIORS AND INDIVIDUALS WITH DISABILITIES

This program is intended to enhance mobility for seniors and persons with disabilities by providing funds for programs to serve the special needs of transit-dependent populations beyond traditional public transportation services and Americans with Disabilities Act (ADA) complementary paratransit services. This program provides formula funding to increase the mobility of seniors and persons with disabilities. The former New Freedom program (Section 5317) is folded into this program. The New Freedom program provided grants for services for individuals with disabilities that went above and beyond the requirements of the Americans with Disabilities Act (ADA). Activities eligible under New Freedom are now eligible under the Enhanced Mobility of Seniors and Individuals with Disabilities program. Using these funds for operating expenses requires a 50% local match while using these funds for capital expenses (including acquisition of public transportation services) requires a 20% local match, 15% match for ADA-compliant vehicles.

SECTION 5311 – FORMULA GRANTS FOR RURAL AREAS

This program provides capital, administrative and operating assistance to State agencies, local governments, Indian tribes and non-profit organizations providing public transportation services in rural areas, defined as areas with fewer than 50,000 residents. The program remains largely unchanged under the FAST Act. Activities eligible under the former Job Access and Reverse Commute (JARC) program (Section 5316), which provided services to low-income individuals to access jobs, are now eligible under the Rural Area Formula program. Projects must benefit residents in non-urbanized areas of Wyoming. Section 5311 provides up to 80% for preventive maintenance, capital and administrative costs, 85% for ADA-compliant vehicles and 56.56% of the operating needs of transit providers.

SECTION 5311(f) – INTERCITY BUS PROGRAM

This section requires each state to spend 15% of its annual Section 5311 apportionment to develop and support a program of projects for intercity bus transportation. The goal of the program is to connect isolated rural areas throughout the country to larger communities. Wyoming has identified four potential routes that support this goal and serve the people of Wyoming. In Wyoming, intercity bus service is a vital link between otherwise isolated rural communities to other areas of the state and the rest of the nation.

COVID RELIEF FUNDS

Coronavirus Response and Relief Supplemental Appropriations Act (CRRSAA) of 2021 – On December 27, 2020, the Coronavirus Response and Relief Supplemental Appropriations Act of 2021 was signed into law, providing funding for eligible Section 5310 and Section 5311 formula grants. The apportionment amounts were based on the amounts previously apportioned under the Coronavirus Aid, Relief and Economic Security Act (CARES).

The state of Wyoming received CRRSAA 5310 funds but not CRRSAA 5311 funds due to the amount of CARES funds previously apportioned to Wyoming in 2020. The CRRSAA funding will be awarded to the current Section 5310 voucher program participants at a 100% federal matching ratio.

American Rescue Plan Act of 2021 – The American Rescue Plan Act of 2021 (ARP), signed on March 11, 2021, includes federal funding to support the nation’s public transportation systems as they continue to respond to the COVID-19-pandemic. The funding awarded to Wyoming will be obligated to transit providers for 5311, 5310 and Intercity Bus projects awarded for FY2022. The funding is available at a 100% federal matching ratio.

SECTION 5339 – BUS AND BUS FACILITIES

This capital program provides funding to replace, rehabilitate and purchase buses and related equipment and to construct bus-related facilities. Eligible capital projects include the acquisition of buses for fleet and service expansion, bus maintenance and administrative facilities, transfer facilities, bus malls, transportation centers, intermodal terminals, park-and-ride stations, acquisition of replacement vehicles, bus rebuilds, passenger amenities such as passenger shelters and bus stop signs, accessory and miscellaneous equipment such as mobile radio units, supervisory vehicles, fare boxes, computers, and shop and garage equipment. This is an apportionment program divided between the Rural and Urban areas of Wyoming. The urban areas of Wyoming are Casper and Cheyenne. This program requires a 20% local match and 15% for ADA-compliant vehicles.

Public Transportation Safety Plan

As per 49 CFR 5307 Part 673, FTA required a Public Transportation Agency Safety Plan (PTASP) be completed by direct recipients and small urban agencies by December 2020. WYDOT prepared the Plan on behalf of Cheyenne and Casper, which is available under separate cover – contact the WYDOT Local Government Coordination Office – Transit Section.

Transit Asset Management Plan

WYDOT has developed our Transit Asset Management (TAM) Plan in accordance with the [2016 TAM Final Rule 49 CFR Parts 625 and 630](#). Section 625.27 requires States to develop a group TAM Plan for subrecipients under the Rural Area Formula Program, authorized under 49 U.S.C 5311. Wyoming subrecipients all fall under a Tier II criteria and WYDOT has developed a Group Tier II TAM Plan. Cheyenne and Casper have their own TAM Plans. For a copy of the WYDOT TAM Plan, contact the WYDOT Local Government Coordination Office – Transit Section. The elements of a Group Tier II plan consist of an asset inventory, condition assessment, list of decision support tools and investment prioritization. WYDOT implemented a hybrid method of Useful Life Benchmarks (ULB) combining the FTA default ULB's for vehicle categories with the age and miles previously used in FTA C 5010.1E. WYDOT implemented the vehicle categories to facilitate the condition assessment of the Capital assets (FTA funded vehicle and facility) and to assist with the decision support tool mechanism and investment prioritization. WYDOT’s TAM Plan includes the following categories of vehicle purchases.

BUS CATEGORIES PER THE WYDOT TRANSIT ASSET MANAGEMENT PLAN (TAM PLAN)

- Heavy-duty large bus – buses with a minimum service life of 14 years or 500,000 miles, approx. 35-40 feet in length; articulated buses
- Heavy-duty small bus – buses with a minimum service life of 12 years or 350,000 miles, approximately 30 feet in length
- Medium-duty mid-size bus – buses with a minimum service life of 10 years or 200,000 miles, approximately 25-35 feet in length
- Light-duty mid-size bus – buses with a minimum service life of 10 years or 150,000 miles, approximately 25-35 feet in length
- Light-duty small bus – buses with a minimum service life of 10 years or 100,000 miles, approximately 16-28 feet in length
- Minivan/Car/SUV – vehicles with a minimum service life of 8 years or 100,000 miles

The following is a list of all eligible applicants for FTA programs 5310, 5311, 5339 and 5305(e). Other non-profit groups that provide public transportation service and would meet the requirements of the individual program will be evaluated on a case by case situation. Funding has been awarded for FY2022 for numerous projects and will be solicited on an annual basis for subsequent years.

ALLTRANS, Inc	High Country Senior Citizens	South Big Horn Senior Citizens, Inc.
Assisted Care Facility	Hot Springs County Senior Citizens Center, Inc.	Southern Teton Area Rapid Transit - START
Black Hills Stage Lines, Inc.	Jefferson Partners L.P. DBS Jefferson Lines	Southwest Sublette County Pioneers, Inc.
Buffalo Senior Center, Inc.	Kemmerer Senior Citizens Association	Star Valley Senior Citizens, Inc.
Campbell County Senior Citizens Association, Inc.	Lander Senior Citizens Center, Inc.	Sweetwater County Transit Authority Resources – STAR
Carbon County Senior Services, Inc.	Meeteetse Recreation District	Ten Sleep Senior Center
Casper Area Transportation Coalition, Inc.	Meeteetse Recreation District	Teton County
Child Development Services of Fremont County, Inc.	Niobrara Senior Center, Inc.	Thayne Senior Center
Children’s Learning Center, Inc.	North Big Horn Senior Center, Inc.	Town of Mills
City of Casper	Panther International	Town of Shoshoni
City of Cheyenne	Pine Bluffs Senior Citizens, Inc.	Uinta Senior Citizens, Inc.
City of Cheyenne Transit Program	Powell Senior Citizens Ago-Go, Inc.	University of Wyoming
Cody Council on Aging, Inc.	Rehabilitation Enterprises of North Eastern Wyoming	Warm Valley Senior Center
Converse County Aging Services	Rendezvous Pointe	Washakie County Senior Citizens Center
Crook County Senior Services, Inc.	Riverton Senior Citizens Center, Inc.	Western Trails Charters & Tours, LLC DBA Salt Lake Express
Diversified Services, Inc.	Senior Center of Jackson Hole, Inc.	Weston County Senior Services
Eppson Center for Seniors, Inc.	Senior Citizens Council DBA Goose Creek Transit	Wyoming Independent Living
Fremont County Association of Governments DBA Wind River Transit Authority	Services for Seniors, Inc.	Wyoming Services for Independent Living
Goshen County Senior Friendship Center	Shoshone and Arapahoe Tribes	Wyoming Public Transit Association – WYTRANS
Greyhound Lines, LLC	Shoshoni Senior Citizens Center	

TIGER/BUILD/RAISE Discretionary Grant Program

Originating in 2009 as the Transportation Investment Generating Economic Recovery (TIGER) program and then renamed to the Better Utilizing Investments to Leverage Development (BUILD) program, the Secretary of the U.S. Department of Transportation provides discretionary grants for national infrastructure projects that have a significant local or regional impact. The program is now known as the Rebuilding American Infrastructure with Sustainability and Equity (RAISE) program. This discretionary program provides funding for projects selected using a rigorous merit-based process based on addressing safety, economic competitiveness, state of good repair, environmental sustainability, and other criteria.

In 2020, seventy projects were selected to receive BUILD grants, with Wyoming's Teton Mobility Corridor Improvements Project being selected to receive \$20.0M. A minimum twenty percent local match is required. The funds are to be obligated in a grant by end of September 2022.

This project will implement a series of multimodal improvements along the Idaho 33/Wyoming 22 corridor between Driggs, Idaho and Jackson, Wyoming including the following elements: the development of two transit centers; a park-and-ride facility; completion of approximately 8.5 miles of missing links in the pathway network; transit signal prioritization; purchase of four regional commuter buses and two electric local buses; and completing minor highway upgrades.

Teton Mobility Corridor Improvements Project

Modal Administration	Transit
Urban/Rural	Rural
Project Name	Teton Mobility Corridor Improvements Project
Applicant	Teton County
Round	BUILD 2020
Project Type	Capital
Project Description	This project will implement a series of multimodal improvements along the Idaho 33/Wyoming 22 corridor between Driggs, Idaho and Jackson, Wyoming including the development of two transit centers; a park-and-ride facility; completion of approximately 8.5 miles of missing links in the pathway network; transit signal prioritization; purchase of four regional commuter buses and two electric local buses; and highway upgrades.
Amount	\$20,000,000
Applicant State	Wyoming, Idaho
Zip Code	83414
Total Cost	\$28,397,661

WYOMING PROGRAM OF PROJECTS
VOUCHER & MOBILITY MANAGEMENT PROGRAM – SECTION 5310
FY 2022 – FY 2025

The Voucher and Mobility Management (MM) Programs are currently a statewide project designed to assist with the coordination of transportation services on the local level. The project led to the development and continued maintenance of the website www.wyotransit.org that includes a comprehensive listing of available public and private transportation providers throughout Wyoming. The next phase of MM will be to assist WYDOT and local entities with the creation of Coordinated Transportation Plans and work to find solutions to mobility issues that impact the people of Wyoming. Wyoming Independent Living and Wyoming Services for Independent Living administer the Voucher and Mobility Management Programs through annual project agreements with WYDOT.

	FY 2022	FY 2023	FY 2024	FY 2025
Section 5310 Estimated FY22 Apportionment	\$ 490,624	\$ 490,624	\$ 490,624	\$ 490,624
CRRSAA Urban Funding	44,073	0	0	0
CRRSAA Statewide Funding	40,429	0	0	0
ARP Urban Funding	44,074	0	0	0
ARP Statewide Funding	40,430	0	0	0
Urban Funding – FY21 Carryover	251,101	Unknown	Unknown	Unknown
Statewide Funding – FY21 Carryover	239,523	Unknown	Unknown	Unknown
Total Available	\$1,150,254	\$ 490,624	\$ 490,624	\$ 490,624
Urban Funding Available	590,349	251,101	251,101	251,101
Statewide Funding Available	559,905	239,523	239,523	239,523
Mobility Management				
Urban Funding	-58,456	-58,456	-58,456	-58,456
Statewide Funding	-60,000	-60,000	-60,000	-60,000
Voucher Program				
Urban Funding	-87,000	-87,000	-87,000	-87,000
Statewide Funding	-87,500	-87,500	-87,500	-87,500
Capital & Operating Available	0	0	0	0
Unobligated Urban Funding	\$ 444,893	\$ 105,645	\$ 105,645	\$ 105,645
Unobligated Statewide Funding	\$ 412,405	\$ 92,023	\$ 92,023	\$ 92,023

FTA RURAL PUBLIC TRANSIT – SECTION 5311

FY 2022 – FY 2025

WYDOT annually funds approximately fifteen rural public transit providers under Section 5311. For 2022, twelve public transit providers will receive federal funding to include 5311, CARES Act and ARP. The remaining smaller transit programs will receive 100% state funding. The detail is in the STIP tables.

Agencies to be Federally funded for FY 2022

Town of Jackson – START	Senior Citizens Council	Lander Senior Citizens Center, Inc.
University of Wyoming	Campbell Co Sr Citizens Assoc	Eppson Center for Seniors, Inc.
Fremont Co Assoc of Govts – Wind River Transit	Goshen Co Sr Friendship Center	Converse County Aging Services
Sweetwater Co Transit Authority Resources – STAR	Cody Council on Aging	Buffalo Senior Center

Estimated Section 5311/ARP Allocations

	<u>FY 2022</u>	<u>FY 2023</u>	<u>FY 2024</u>	<u>FY 2025</u>
Estimated Section 5311 Apportionment	\$7,390,719	\$7,390,719	\$7,390,719	\$7,390,719
FY21 Section 5311 Apportionment	7,390,719	0	0	0
ARP 5311 Apportionment	506,345	0	0	0
Estimated RTAP Apportionment (Includes ARP Funding)***	186,210	106,899	106,899	106,899
Less State Administration*^	- 0	-739,071	-739,071	-739,071
Less Intercity Bus (5311 and ARP Funding)**	-2,196,668	-1,108,607	-1,108,607	-1,108,607
Less RTAP Apportionment***	-186,210	-106,899	-106,899	-106,899
Federal Funds Available for Rural Transit Program	\$13,091,115	\$5,543,041	\$5,543,041	\$5,543,041
State Public Transit Funds****	1,500,000	1,500,000	1,500,000	1,500,000
Federal State Administration – Estimated Carryover	0	Unknown	Unknown	Unknown
Federal Intercity Bus – Estimated Carryover	0	Unknown	Unknown	Unknown
State Public Transit Funds – Estimated Carryover	1,147,112	Unknown	Unknown	Unknown
Total Rural Transit Program	\$15,738,227	\$7,043,041	\$7,043,041	\$7,043,041

^State Administration not deducted from FY2022 5311 funding.

*Calculated at 10% of the estimated 5311 apportionment.

**Calculated at 15% of the estimated 5311 apportionment and includes ARP intercity bus funding for FY22 (1,108,607 + 1,088,061).

***RTAP (Rural Transportation Assistance Program) – provides funding to assist in the design and implementation of training and technical assistance projects,

Research and other support services to meet the needs of transit operators. This funding is used by WYDOT and WYTRANS. Estimated amount includes ARP funding (106,899 + 79,311).

****As per Wyoming S.S. 24-15-101, 1999 Session.

FTA PUBLIC TRANSIT – SECTION 5339

FY 2022 – FY 2025

The formula Section 5339 program provides funds for bus and bus facilities in urban and rural areas throughout the state. Projects have been solicited for FY2022 utilizing funds from the balance of 2019, 2020, 2021 and 2022 apportionments. Projects will be solicited for future fiscal years depending on the publishing of the guidance for the program and the apportionment available.

	2022	2023	2024	2025
Section 5339 FY22 Estimated Apportionment				
Urban Estimated Funding	\$ 253,999	\$ 253,999	\$ 253,999	\$ 253,999
Statewide Estimated Funding	3,500,000	3,500,000	3,500,000	3,500,000
Urban Estimated Carryover – FY21	\$10,296	Unknown	Unknown	Unknown
Statewide Estimated Carryover	9,244,622	Unknown	Unknown	Unknown
Total Urban Available	\$264,295	\$ 253,999	\$ 253,999	\$ 253,999
Total Statewide Available	12,744,622	3,500,000	3,500,000	3,500,000
Total Available for 5339 Projects	\$13,252,620	\$ 3,753,999	\$ 3,753,999	\$ 3,753,999

FTA RURAL PUBLIC TRANSIT – SECTION 5311(f) Intercity Bus
FY 2022 – FY 2025

The Intercity Bus program in Wyoming is primarily used to connect rural areas with larger regional intercity bus carriers. Consistent with this goal, the current high priority projects in Wyoming are:

- I-90 - South Dakota state line to Montana state line;
- Wyoming 191, 89, 30, 189 & I-80 – Jackson to Utah state line;
- I-25 – Colorado state line to Casper and Casper to Buffalo;
- Wyoming 20/26, 20/16/14, US alt 14 and US 310/WYO789 – Big Horn Basin;
- I-80 Corridor – Evanston to Cheyenne; and
- US 26 – Jackson to the Wyoming/Idaho Border, north and southbound daily service

Estimated 5311(f) and ARP Allocations

	<u>FY 2022</u>	<u>FY 2023</u>	<u>FY 2024</u>	<u>FY 2025</u>
5311 Intercity Bus Estimated Apportionment	\$1,108,607	\$1,108,607	\$1,108,607	\$1,108,607
ARP Intercity Bus Apportionment	1,088,061	0	0	0
Total Available for Intercity Bus Projects	\$2,196,668	\$1,108,607	\$1,108,607	\$1,108,607

FTA RURAL PUBLIC TRANSIT – SECTIONS 5305(e)
Metropolitan Planning/State Planning and Research Programs
FY 2022 – FY 2025

These programs are for planning funds for Metropolitan and Statewide Rural areas to foster the development of coordinated community and regional transit planning.

(Metropolitan planning funds are transferred from FTA to FHWA to administer and are therefore not shown in the table below. The amount of FTA metropolitan funds averages approximately \$470,000 per year for planning work in Cheyenne and Casper.)

Estimated 5305(e) Allocations

	<u>FY 2022</u>	<u>FY 2023</u>	<u>FY 2024</u>	<u>FY 2025</u>
Section 5305(e) – Statewide Planning	\$ 130,949	\$ 130,949	\$ 130,949	\$ 130,949
Section 5305(e) – Statewide Carryover	284,715	Unknown	Unknown	Unknown
Total Available for Planning Projects	\$ 415,664	\$ 130,949	\$ 130,949	\$ 130,949

TRANSIT ASSET MANAGEMENT

WYDOT is a Federal Transit Agency (FTA)-defined Tier II state agency in compliance with 49 CFR 625.45(b)(1), which oversees Federal funding for public transportation services in Wyoming. The primary objective of WYDOT's Transit Program is to provide high quality, affordable public transportation services that are safe, reliable, useful, accessible, and efficient. Transit projects included in the STIP are undertaken in coordination with other agencies, organizations, and local transit agencies throughout the state to provide alternative options for transportation to Wyoming's residents.

The Transit Program is managed in conjunction with its FTA-certified Transit Asset Management (TAM) plan. The Transit Plan allows WYDOT to predict the impact of investment decisions on the condition of transit assets throughout their lifecycle, utilizing policies that account for prevention, preservation, maintenance, inspection, rehabilitation, disposal, and replacement of capital assets. It utilizes a business model that assesses the current asset conditions to optimize funding prioritization within transit agencies that will ultimately keep Wyoming's transit systems in a state of good repair (SGR).

An SGR is used to establish performance measure benchmarks based on condition and useful service life of transit assets, which may directly impact the ability of assets to perform their intended function of providing alternative transportation services to residents. WYDOT defines SGR with respect to its capital assets as those assets that are capable of operating at full performance level according to functional and design standards, do not pose any unacceptable safety risks or deny access, and which have had their lifecycle investment needs maintained throughout the life of the asset. SGR performance criterion include an asset's physical condition because it directly reflects its ability to perform its intended function.

WYDOT requires each vehicular asset and facility meeting FTA criteria to have a physical condition assessment conducted on a biannual basis, where applicable. The condition assessment uses a scale to rate the current physical appearance, maintenance requirements, safety, and accessibility of an asset. Useful Life Benchmark (ULB) is a capital asset's expected lifespan in Wyoming's operating environment. ULB considers service frequency, weather, and geography, and takes into account the local operating environment of its assets within the service area, historical maintenance records, manufacturer guidelines, and the FTA's default asset ULB. If an asset exceeds its ULB, then that could indicate it may not be in a SGR.

WYDOT totals the rolling stock and reports a percentage of vehicles in a SGR, using the following measures for rolling stock, equipment, and facilities:

- **ROLLING STOCK**: The percentage of revenue vehicles (fixed-route and paratransit) within a particular asset class that have either met or exceeded their miles, age, and condition.
- **EQUIPMENT**: The percentage of non-revenue, support-service and maintenance vehicle equipment that have either met or exceeded their SGR of miles, age, and condition.

- **FACILITIES (CONDITION)**: The percentage of facilities within an asset class rated below condition 3 on the FTA Transit Economic Requirements Model (TERM) Scale.

WYDOT's reported Transit SGR measures are summarized in the following table. For the equipment performance measure, WYDOT only has one non-revenue service vehicle, which is tentatively scheduled for replacement in Fiscal Year 2022. For the department's Rolling Stock performance target, the agency has been using funds to replace older buses in order to keep bus fleets current and operational. The main challenge WYDOT faces has been obtaining local matching funds for bus replacements in some of the more rural areas of the state, due to declining transit revenues and the economic repercussions of the COVID pandemic. WYDOT is currently in the process of compiling a new Transit Asset Management plan for submittal by the end of the next fiscal year, and will be re-examining its transit SGR performance targets.

2020 WYDOT FTA Performance Target Assessment

Asset Category	FTA Established Performance Measure	WYDOT Performance Target	WYDOT Performance 2020 Measure	Target Met?
Rolling Stock (vehicles)	% of Revenue Vehicles exceeding ULB	60% SGR	56.2%	No
Equipment	% of Non-Revenue Service Vehicles exceeding ULB	65% SGR	0.0%*	No
Facilities	% of Facilities under 3.0 on the TERM scale	100% within ULB	100% within ULB	Yes

*Note: WYDOT only has one non-revenue service vehicle.

WYDOT and the two MPO's also work together to meet transit-related performance measures as required by the FAST Act under FTA regarding safety and transit asset management. The MPO Transit programs coordinate with WYDOT's Transit Office on implementing their transit asset management programs. MPO's have been replacing a number of older, high-mileage buses each year as funding allows. New surveillance cameras and recording devices have also been installed on buses to improve rider safety and security, and lighting is being added to bus shelters to help keep riders safe. MPO transit performance measures are included under the Metropolitan Planning Areas discussion.

TRANSIT PROJECTS CHARACTER OF WORK

Character of Work	Description
ADMINISTRATION	Funding for general administrative expenses. Example: salaries for the project director, secretary, or bookkeeper; marketing; insurance premiums; office supplies; administering drug and alcohol testing.
BUS GARAGE PROJECT	Construction of a bus garage by a subrecipient to be used for storage and maintenance of transit vehicles.
BUS GARAGE CONSTRUCTION	Construction of bus garage for storage of transit vehicles.
CAPITAL/BUS FACILITIES	Eligible capital expenses include the acquisition, construction, and improvement of public transit facilities and equipment for a safe, efficient and coordinated public transportation system to include but not limited to: purchase of buses, vans, radios, security and communications equipment, passenger shelters, park and ride lots, and wheelchair lifts.
CAPITAL/BUS SHELTERS	Purchase and installation of bus shelters for passengers to use while waiting for a bus.
CAPITAL/CARPORTS	Purchase and installation of carports to park transit vehicles under to protect vehicles from weather, etc.
CAPITAL/DRIVEWAY REPLACEMENT	Upkeep and replacement of driveways to protect the transit vehicles.
CAPITAL/TIE DOWNS	Purchase of tie downs for transit vehicles.
CAPITAL/OPERATING/ADMIN/MAINT	Funding award to administer the subrecipients transit program to include operating, administration, maintenance and capital.
CAPITAL-SECURITY CAMERAS	Purchase and installation of security cameras.
CAPITAL-SECURITY FENCE	Purchase and installation of security fence.
CAPITAL-SOFTWARE	Purchase and installation of software.
CAPITAL-THREE BUS SHELTERS	Purchase and installation of three bus shelters.
CAPITAL-COMMUNICATION EQUIPMENT	Purchase of radios or other communication equipment.
CAPITAL-BUS SIGNAGE	Purchase and installation of bus signage for transit vehicles.
CAPITAL-BIKE RACKS	Purchase and installation of bike racks for transit vehicles.
CAPITAL/SHOP EQUIPMENT	Purchase shop equipment.
INTERCITY BUS OPERATING	Funding to support the connection between rural areas and the larger regional or national system of intercity bus service.
MISCELLANEOUS CAPITAL-URBAN	Funding for eligible capital expenses strictly for the Urban areas of Cheyenne or Casper.
MOBILITY MANAGEMENT-STATEWIDE	Funding to build coordination among existing public transportation providers and other transportation service providers with the result of expanding the availability of service.
MOBILITY MANAGEMENT-URBAN	Funding to build coordination among existing public transportation providers and other transportation service providers with the result of expanding the availability of service in urban areas.
OPERATING	Expenses directly related to system operations to include fuel, oil, drivers' salaries, dispatcher salaries and licenses.
OPERATING/ADMIN/MAINT	A combination of Operating, Administration and Maintenance funding used for the support of public transportation projects awarded.

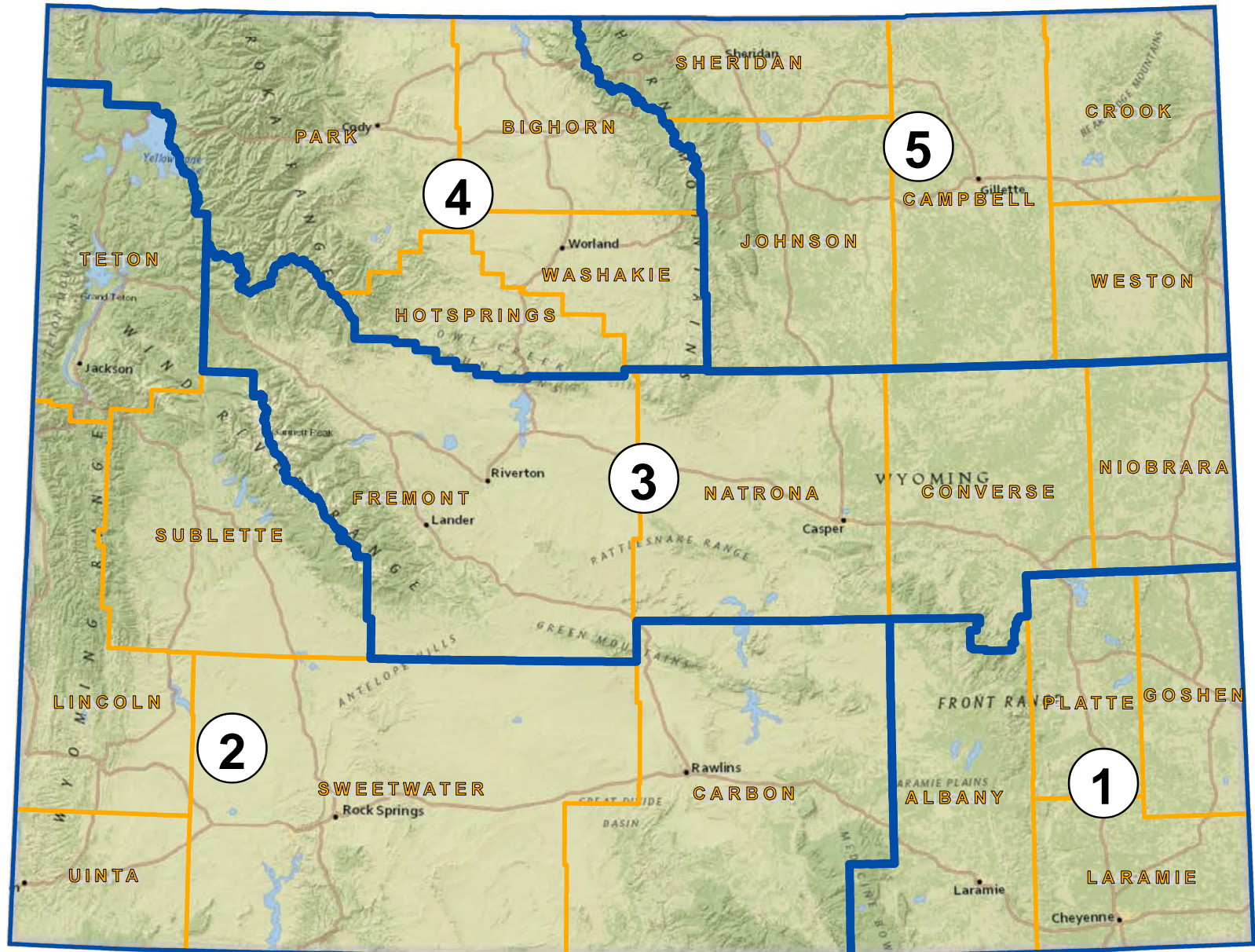
TRANSIT PROJECTS CHARACTER OF WORK

Character of Work	Description
OPERATING/ADMINISTRATION	A combination of Operating and Administration funding used for the support of public transportation projects awarded.
OPERATING-VOUCHER-STATEWIDE	Funding for public transportation projects that exceed the requirements of ADA; that improve access to fixed-route service and alternatives to public transportation that assist seniors and individuals with disabilities.
OPERATING-VOUCHER-URBAN	Funding for public transportation projects that exceed the requirements of ADA; that improve access to fixed-route service and alternatives to public transportation that assist seniors and individuals with disabilities in urban areas.
PERFORMANCED BASED FUNDING	Performance based funding for transit providers awarded by a point system to the top ten transit providers for an incentive to follow all requirements of the transit program in a timely manner.
PLANNING	Expenses to support efforts to develop transportation plans and programs; plan, engineer, design and evaluate a public transportation project and conduct technical studies relating to public transportation.
PURCHASE FOUR HEAVY-DUTY BUSES	Funding for buses with minimum service life of 14 years or 500,000 miles, approximately 35-40+ feet in length as well as articulated buses.
PURCHASE LARGE BUS	Funding for bus with minimum service life of 14 years or 500,000 miles, approximately 35-40+ feet in length as well as articulated buses.
PURCHASE MEDIUM-DUTY BUS	Funding for bus with minimum service life of 10 years or 200,000 miles, approximately 25-35 feet in length as well as articulated buses.
PURCHASE MINI-VAN	Funding for mini-van with minimum service life of 8 years or 100,000 miles.
PURCHASE ONE HEAVY-DUTY BUS	Funding for bus with minimum service life of 14 years or 500,000 miles, approximately 35-40+ feet in length as well as articulated buses.
PURCHASE ONE LIGHT-DUTY BUS	Funding for bus with minimum service life of 10 years or 150,000 miles, approximately 20-35 feet in length.
PURCHASE ONE LIGHT-DUTY VAN	Funding for vehicles with a minimum service life of 8 years or 100,000 miles. Cutaways and modified vans, approximately 16-28 feet in length.
PURCHASE TWO LIGHT-DUTY BUSES	Funding for buses with minimum service life of 10 years or 150,000 miles, approximately 20-35 feet in length .
PURCHASE TWO MEDIUM-DUTY BUSES	Funding for buses with minimum service life of 10 years or 200,000 miles, approximately 25-35 feet in length.
PURCHASE TWO MINI VANS	Funding for two mini-vans with minimum service life of 8 years or 100,000 miles.
PURCHASE SEVEN HEAVY-DUTY BUSES	Funding for seven buses with minimum service life of 14 years or 500,000 miles, approximately 35-40+ feet in length as well as articulated buses.
RTAP	Funding to assist in the design and implementation of training and technical assistance projects and other support services tailored to meet the specific needs of transit operators in rural areas.
STATE ADMINISTRATION	Funding for WYDOT to administer the Federal programs - to pay salaries, overhead expenses, supplies and office equipment to administer the programs.

TRANSIT PROJECTS CHARACTER OF WORK

Character of Work	Description
STATEWIDE TRAINING	Funding to assist in the design and implementation of training and technical assistance projects and other support services tailored to meet the specific needs of transit operators in rural areas.
VEHICLE PURCHASE-STATEWIDE	Purchase of vehicle for statewide subrecipient.
VEHICLE PURCHASE-URBAN	Purchase of vehicle for urban recipient - Cheyenne or Casper.

AERONAUTICS COMMISSION DISTRICTS



AERONAUTICS COMMISSION

District 1



**Anja Bendel
Cheyenne**

District 2



**Jerry Blann
Jackson**

District 3



**William DeVore
Casper**

District 4



**Bruce McCormack
Cody
Vice Chair**

District 5



**Steve Maier
Sheridan**

At Large



**Randy Harrop
Douglas**

At Large



**Sigsbee Duck
Rock Springs
Chair**

AERONAUTICS INTRODUCTION

In accordance with Wyoming Statutes §§ 10-3-401 and 10-3-402, the State of Wyoming invests in a system of approximately forty public-use, locally-owned airports located throughout the state. The Aeronautics Division maintains a statewide system of airport capital improvement projects, known as the Wyoming Aviation Capital Improvement Plan (WACIP), which is included as part of the Wyoming Department of Transportation's State Transportation Improvement Program (STIP). The WACIP is a five year plan that is a collaborative process involving citizens, airport users, airport sponsors, the Division and the Federal Aviation Administration (FAA). Creation of the WACIP is a year-long process which begins at the local level and results in a group of projects being submitted by each sponsor to the Division during the annual planning update. This is followed by an extensive review and prioritization by Division staff, as well as coordination with the FAA. The proposed WACIP is then sent back to the sponsor for comment before final consideration by the Wyoming Aeronautics Commission (WAC). It is important to note that the WACIP is a dynamic document with modifications submitted to the WAC for consideration each month. A two-year "snapshot" of the WACIP is taken in approximately June of each year and included in the STIP.

In administering the grants program, WS §10-3-401(d) requires that the WAC "establish, amend and have available" a five year capital improvement plan for airports in the state. The inclusion of the WACIP in the STIP is intended to satisfy this requirement. As mentioned above, the WACIP is regulated by a seven-member Aeronautics Commission made up of representatives from five districts and two members that serve at-large who are appointed by the governor and confirmed by the senate. The Director of WYDOT is an ex-officio member of the commission.

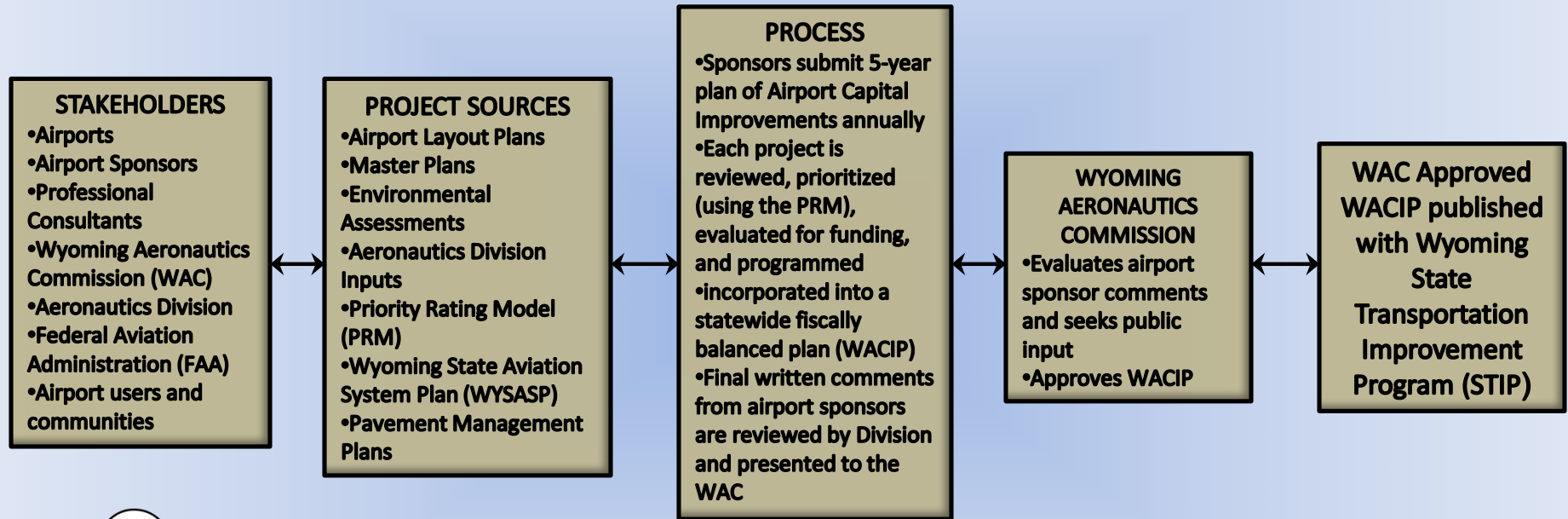
Wyoming is a channeling act state as referenced in WS §10-3-201(b). This means that in most cases when federal funds are used to finance airport development in Wyoming, the airport sponsor submits requests for reimbursement to the Division with the state making payment directly to the airport. The FAA is then billed by the state for the federal portion of the grant payment.

Federal funds are provided to the airports in varying percentages based on the airport category. Normally primary commercial service airports receive 93.75% and general aviation airports receive 90%. These funds are awarded directly to the airport by the FAA. In many states, the local airport pays the remaining balance. In Wyoming, however, the state invests in airport construction and improvement as well as air service enhancement. State and local shares of the remaining balance are based on the type of project and are defined in commission Policy and Procedures.

Development of a statewide capital improvement plan such as the WACIP is a complex process involving many different entities representing different constituencies. WYDOT is committed to achieving a safe, integrated aviation system that accommodates the wide variety of uses that occur at airports within the state. The WACIP is a collaboration of these different interests and commitment by each stakeholder to develop the state aviation system in the public interest.

For additional information on the Aeronautics Program contact Administrator Brian Olsen, at (307) 777-3953, 200 East 8th Avenue, Cheyenne, Wyoming 82001.

ELEMENTS COMPRISING THE WYOMING AVIATION CAPITAL IMPROVEMENT PLAN (WACIP)



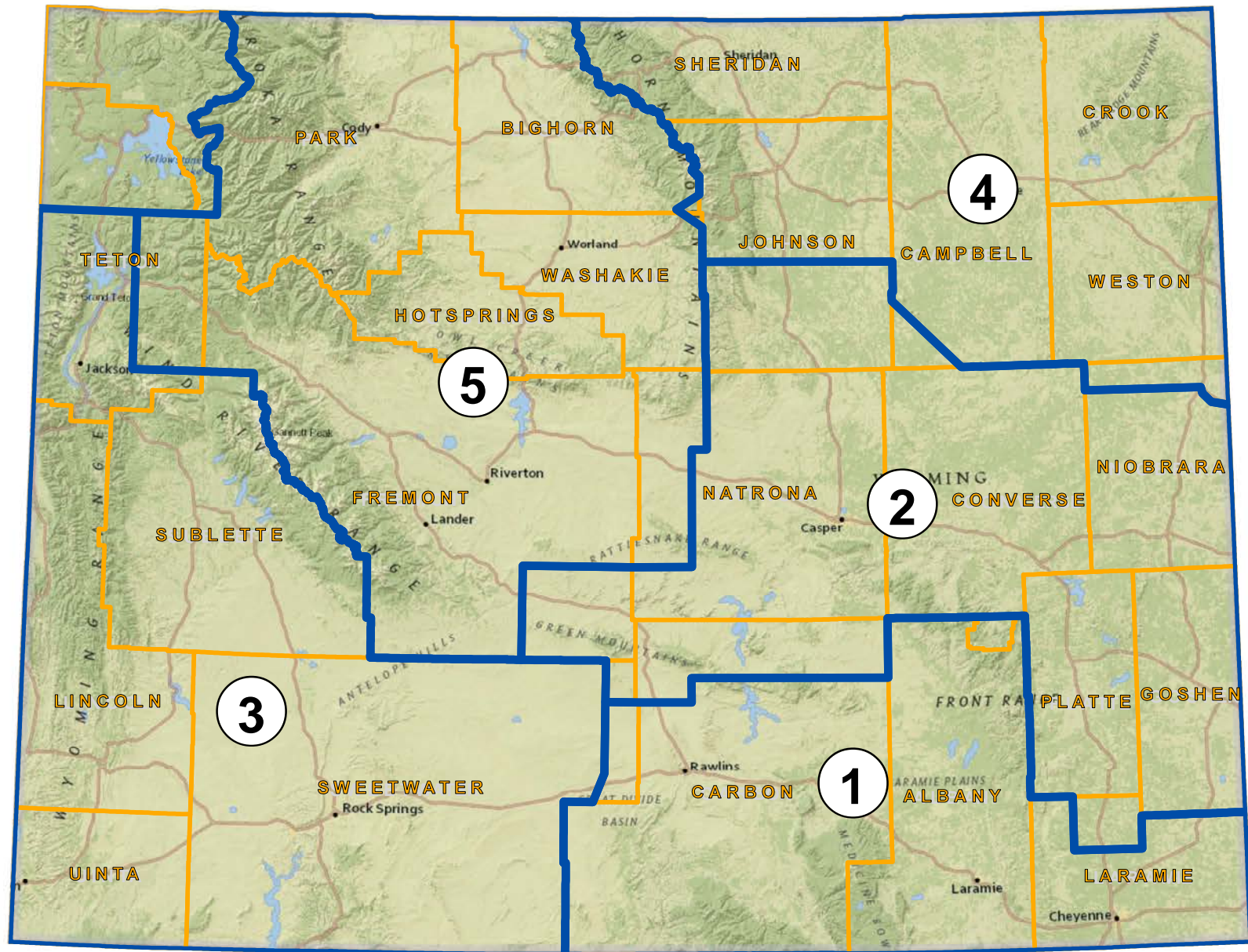
AERONAUTICS CHARACTER OF WORK

Character of Work	Description	Examples
ACQUIRE LAND/EASEMENT	Acquisition of land for airport expansion, improved safety or airport approach protection	Typically includes all associated costs such as appraisals, review appraisals, relocation, and legal expenses
AIRCRAFT RESCUE FIREFIGHTING (ARFF) TRAINING	Assist with the costs to train Wyoming airport firefighters at the in-state training facility located at the Casper-Natrona County International Airport	Water, fuel, firefighting retardant
AIRPORT EQUIPMENT	Acquisition, maintenance, or removal of fixed and mobile airport equipment	Automated Weather Observation Systems (AWOS/ASOS), navigational, snow removal, operations, Aircraft Rescue Firefighting (ARFF), fuel system and friction measurement equipment
AIRPORT SPECIFIC-USE APRON	Areas of an airport which have additional facilities or equipment to accommodate certain types of activity.	Deicing containment facility, fuel facility, or agricultural spraying pad
AIRSPACE OBSTRUCTIONS	Marking, lighting, or removal of airspace penetrations in the vicinity of an aviation facility	Communications tower, fence, trees
AVIATION ENCOURAGEMENT	Projects to encourage an interest in aviation	Air show, fly-in, open house, ground breaking, pilot/mechanic education
BUILDINGS	Acquire, construct, expand, rehabilitate, remove, relocate airport buildings	Commercial terminal, general aviation terminal, snow removal equipment, operations equipment building, aircraft hangar, air traffic control tower
FENCING	Construct, relocate or remove airport fencing	Wildlife or security fencing
IMPROVE LIGHTING OR SIGNAGE	Install, rehabilitate, and relocate airport lighting and signage	Approach lighting system, pavement edge lighting, security lighting, airport beacon, Runway End Identifier Lights (REIL), electrical vault, lighting system control, illuminated signs
MARKETING & PROMOTIONS	Projects to promote commercial air service	Marketing campaign, market research
NAVAID MAINTENANCE	Contracted annual maintenance for various on-airport non-federal navigational aid equipment	Automated Weather Observation Systems (AWOS), instrument approach aids (ILS or NDB), and visual approach indicators
OPERATIONS	Federal Cares Act	Airport Operations
PAVEMENT EXPANSION	Construct, expand, extend, widen, or strengthen airport pavement	Access road, auto parking lot, aircraft parking apron, runway, taxiway, taxilane, helipad, helicopter parking apron, runway or taxiway shoulders, jet blast pad
PAVEMENT MAINTENANCE	Preventative maintenance to preserve existing pavement	Crack sealing, crack surfacing, spall repair, seal coat, and marking
PAVEMENT RECONSTRUCTION	Remove and replace pavement, subgrade soils	Remove and replace runway, taxiway or other airport pavement

AERONAUTICS CHARACTER OF WORK

Character of Work	Description	Examples
PAVEMENT REHABILITATION	Correct functional and structural pavement deficiencies	Mill and/or leveling followed by overlay (greater than 2"), isolated reconstruction
PLANNING STUDY	General airport planning and some complex topics may require additional study such as replacing a terminal or constructing an air traffic control tower	Airport Master Plan, Airport Layout Plan, instrument approach analysis, feasibility study
STATE AVIATION SYSTEM PLAN	Studies of various topics to determine the size, location and extent of airport development needed across the State	Design Standards Inventory, Wyoming State Aviation System Plan, Statewide Economic Impact Study, Instrument Approach Analysis, Rates and Charges Guide
AIRPORT PAVEMENT MGMT PLAN	Comprehensive pavement asset management system	Thorough analysis of the current pavement condition and recommendation for future work
GRP PAVEMENT MAINT PROGRAM	Statewide multi-airport pavement maintenance project	Crack seal, joint seal and spall repair

HIGHWAY DISTRICTS



ENGINEERING CONTACTS

Wyoming Department of Transportation

K. Luke Reiner, Director

Mark J. Gillett, Chief Engineer

Keith R. Fulton, Assistant Chief Engineer, Engineering and Planning

Thomas M. DeHoff, Assistant Chief Engineer, Operations

5300 Bishop Boulevard

Cheyenne, Wyoming 82009

Phone (307) 777-4484

District 1

Ralph Tarango, District Engineer

3411 South Third Street

Laramie, Wyoming 82070

Phone (307) 745-2100

District 2

Mark Ayen, District Engineer

900 Bryan Stock Trail

Casper, Wyoming 82601

Phone (307) 473-3200

District 3

Tory Thomas, Interim District Engineer

3200 Elk Street

Rock Springs, Wyoming 82902 Phone

(307) 352-3000

District 4

Scott Taylor, District Engineer

10 East Brundage Lane

Sheridan, Wyoming 82801

Phone (307) 674-2300

District 5

Pete Hallsten, District Engineer

218 West C Street

Basin, Wyoming 82410

Phone (307) 568-3400

State Transportation Improvement Program

Breakdown by County 2022-2027*

County	Transportation Projects	Aeronautics	Communications Projects	Transit Projects	Capital Improvement Program	Total	Population	% of Population by County	% of Total \$ by County
Albany	\$98,137,000	\$11,363,000		\$3,179,000		\$112,679,000	38,880	6.7%	4.3%
Big Horn	\$47,811,000	\$8,981,000		\$294,000		\$57,086,000	11,790	2.0%	2.2%
Campbell	\$107,194,000	\$16,248,000		\$350,000	\$72,000	\$123,864,000	46,341	8.0%	4.8%
Carbon	\$130,040,000	\$4,694,000		\$105,000	\$15,000	\$134,854,000	14,800	2.6%	5.2%
Converse	\$105,740,000	\$4,882,000		\$149,000		\$110,771,000	13,822	2.4%	4.3%
Crook	\$75,872,000	\$1,625,000		\$85,000		\$77,582,000	7,584	1.3%	3.0%
Fremont	\$143,763,000	\$13,677,000		\$2,994,000		\$160,434,000	39,261	6.8%	6.2%
Goshen	\$46,324,000	\$1,450,000		\$291,000		\$48,065,000	13,211	2.3%	1.8%
Hot Springs	\$38,781,000	\$1,364,000		\$81,000		\$40,226,000	4,413	0.8%	1.5%
Johnson	\$100,823,000	\$3,044,000		\$150,000		\$104,017,000	8,445	1.5%	4.0%
Laramie	\$173,083,000	\$41,452,000		\$1,079,000	\$890,000	\$216,504,000	99,500	17.2%	8.3%
Lincoln	\$137,791,000	\$2,596,000		\$48,000		\$140,435,000	19,830	3.4%	5.4%
Natrona	\$186,573,000	\$14,006,000		\$754,000	\$51,000	\$201,384,000	79,858	13.8%	7.7%
Niobrara	\$20,312,000	\$1,089,000		\$89,000		\$21,490,000	2,356	0.4%	0.8%
Park	\$68,641,000	\$7,150,000		\$359,000		\$76,150,000	29,194	5.0%	2.9%
Platte	\$82,698,000	\$1,314,000		\$103,000		\$84,115,000	8,393	1.5%	3.2%
Sheridan	\$106,577,000	\$10,982,000		\$871,000		\$118,430,000	30,485	5.3%	4.6%
Sublette	\$32,766,000	\$3,345,000	\$430,000	\$110,000		\$36,651,000	9,831	1.7%	1.4%
Sweetwater	\$190,862,000	\$11,204,000		\$680,000	\$45,000	\$202,791,000	42,343	7.3%	7.8%
Teton	\$62,192,000	\$25,457,000		\$37,587,000	\$1,255,000	\$126,491,000	23,464	4.1%	4.9%
Uinta	\$31,693,000	\$6,111,000		\$262,000		\$38,066,000	20,226	3.5%	1.5%
Washakie	\$38,860,000	\$3,622,000		\$142,000	\$1,000,000	\$43,624,000	7,805	1.3%	1.7%
Weston	\$36,680,000	\$1,165,000		\$126,000		\$37,971,000	6,927	1.2%	1.5%
Multi-County	\$275,692,000	\$7,166,000		\$3,209,000		\$286,067,000			
Total	\$2,338,905,000	\$203,987,000	\$430,000	\$53,097,000	\$3,328,000	\$2,599,747,000	578,759	100%	100%

Population source: <https://www.census.gov/quickfacts/fact/table/wy/PST045217>

*Expenditures prior to 2022 not represented in this summary.



Sept 20, 2021

Total Investments

Breakdown by County 2022-2027*

County	Total	Population	Money Spent Per Capita
Albany	\$112,679,000	38,880	\$2,898
Big Horn	\$57,086,000	11,790	\$4,842
Campbell	\$123,864,000	46,341	\$2,673
Carbon	\$134,854,000	14,800	\$9,112
Converse	\$110,771,000	13,822	\$8,014
Crook	\$77,582,000	7,584	\$10,230
Fremont	\$160,434,000	39,261	\$4,086
Goshen	\$48,065,000	13,211	\$3,638
Hot Springs	\$40,226,000	4,413	\$9,115
Johnson	\$104,017,000	8,445	\$12,317
Laramie	\$216,504,000	99,500	\$2,176
Lincoln	\$140,435,000	19,830	\$7,082
Natrona	\$201,384,000	79,858	\$2,522
Niobrara	\$21,490,000	2,356	\$9,121
Park	\$76,150,000	29,194	\$2,608
Platte	\$84,115,000	8,393	\$10,022
Sheridan	\$118,430,000	30,485	\$3,885
Sublette	\$36,651,000	9,831	\$3,728
Sweetwater	\$202,791,000	42,343	\$4,789
Teton	\$126,491,000	23,464	\$5,391
Uinta	\$38,066,000	20,226	\$1,882
Washakie	\$42,624,000	7,805	\$5,589
Weston	\$37,971,000	6,927	\$5,482
Multi-County	\$286,067,000		
Total	\$2,598,747,000	578,759	\$4,492

Population source: <https://www.census.gov/quickfacts/fact/table/>

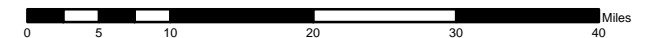
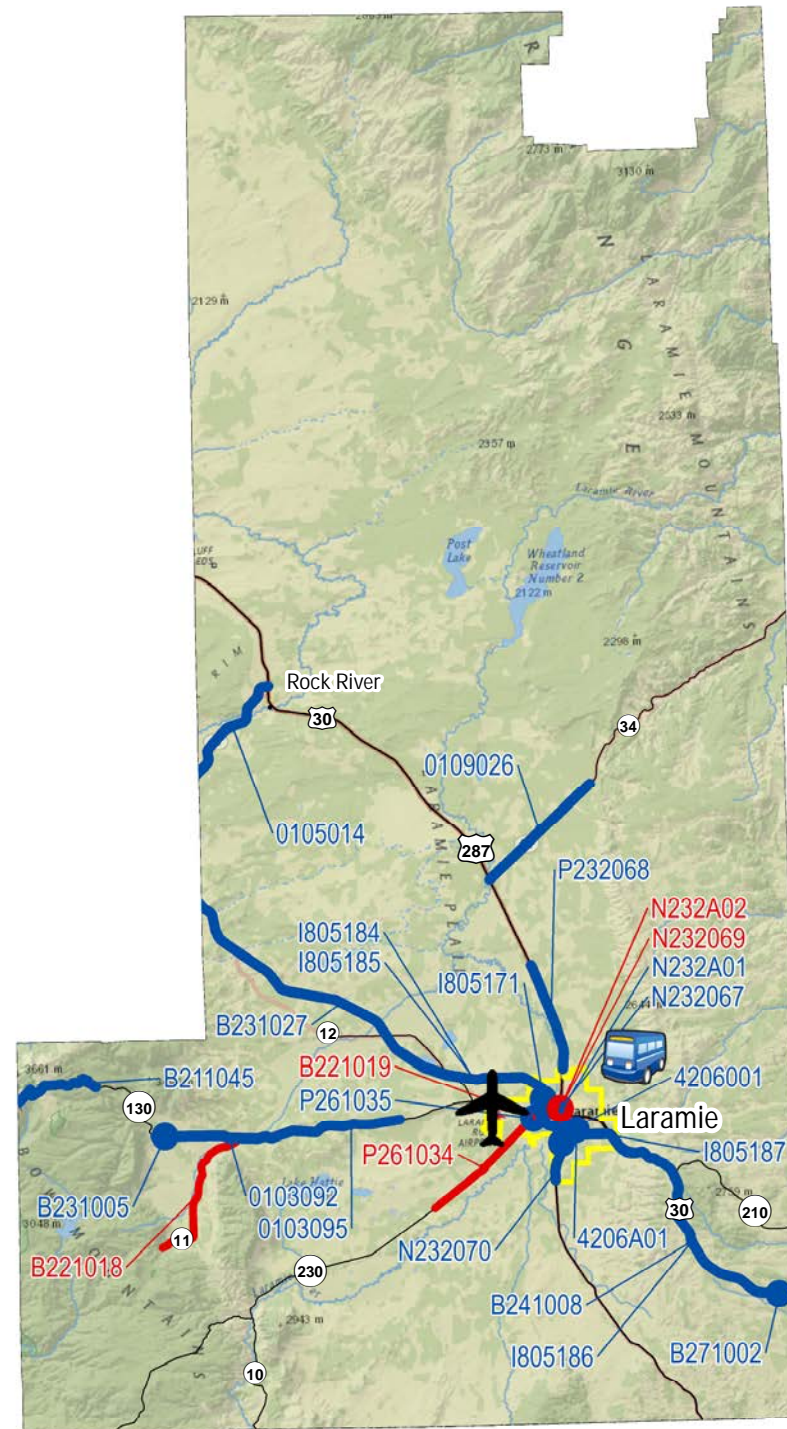
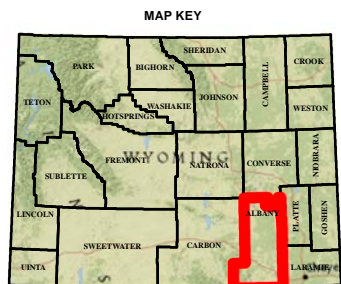
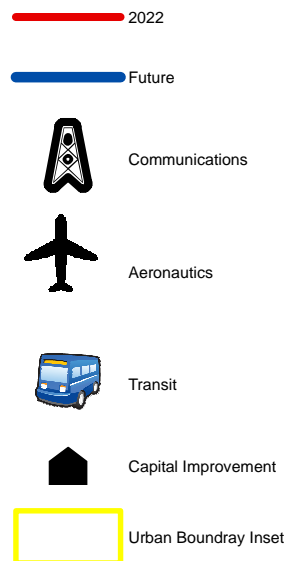
*Expenditures prior to 2022 not represented in this summary.



Sept 20, 2021

ALBANY COUNTY

Key to FY 2022 STIP




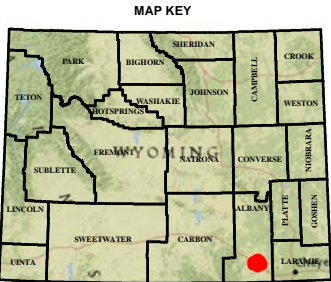
Laramie

INSET

Key to FY 2022 STIP

- 2022
- Future
- Communications
- Aeronautics
- Transit
- Capital Improvement
- 2019 Urban Boundray Inset

1:112,610 Map Extent





Wyoming Department of Transportation
5300 Bishop Blvd
Cheyenne, WY 82009

STATE TRANSPORTATION IMPROVEMENT PROJECTS ENGINEERING & CONSTRUCTION

Albany County

Transportation Projects

Fiscal Year: 2022

Trans Comm Dist	Project		General Location Detail Location	Begin RM	End RM	Length	Character of Work	Cost \$1,000						
								PE FY	PE	CE & CON	TOTAL	FED	ST	OTH
2	HSIP	N232069	LARAMIE 3RD STREET-FLINT STREET I-80 BUSINESS	328.02	328.02	0.00	TRAFFIC SYSTEMS	2019	39	744	783	708	74	0
1	ARSCT	N232A02	LARAMIE NORTH 3RD ST & FLINT ST	328.02	328.02	0.00	PAVEMENT REHABILITATION	2021	8	90	98	0	0	99
2	SCP-TC	P261034	LARAMIE TO WOODS LANDING LAKE HATTIE SECTION/WY 230	2.40	11.50	9.10	PAVEMENT REHABILITATION	2016	90	3,819	3,909	82	3,827	0
FY TOTAL:						9.10			\$137	\$4,653	\$4,790	\$790	\$3,901	\$99

Transit Projects

Fiscal Year: 2022

Trans Comm Dist	Project		General Location Eligible Provider	Funding Source	Character of Work	Cost \$1,000						
						PE FY	PE	CE & CON	TOTAL	FED	ST	OTH
2	FTA	FT22101	LARAMIE EPPSON CENTER FOR SENIORS, INC.	5311	OPERATING/ADMIN/MAINT		0	166	166	111	0	55
2	FTA	FT22102	LARAMIE UNIVERSITY OF WYOMING	5311	OPERATING/ADMIN/MAINT		0	2,866	2,866	1,781	0	1,085
2	FTA	FT22153	LARAMIE EPPSON CENTER FOR SENIORS, INC.	5339	PURCHASE ONE MINI-VAN		0	47	47	38	0	9
2	FTA	FT22165	LARAMIE UNIVERSITY OF WYOMING	5339	CAPITAL/COMM EQUIPMENT		0	100	100	80	0	20
FY TOTAL:							\$0	\$3,179	\$3,179	\$2,010	\$0	\$1,169



Wyoming Department of Transportation
5300 Bishop Blvd
Cheyenne, WY 82009

STATE TRANSPORTATION IMPROVEMENT PROJECTS ENGINEERING & CONSTRUCTION

Albany County

Aeronautics Projects

Fiscal Year: 2022

Aero Comm Dist	Project		General Location		Character of Work	Cost \$1,000						
						PE FY	PE	CE & CON	TOTAL	FED	ST	OTH
1	AERO	ALA006A	LARAMIE		PAVEMENT MAINTENANCE		0	778	778	0	700	78
1	AERO	ALA011A	LARAMIE		BUILDINGS		0	640	640	600	24	16
1	AERO	ALA014A	LARAMIE		AIRPORT LIGHTING OR SIGNAGE		0	1,165	1,165	1,092	44	29
1	AERO	ALA015A	LARAMIE		PAVEMENT REHABILITATION		0	50	50	0	40	10
FY TOTAL:							\$0	\$2,633	\$2,633	\$1,692	\$808	\$133
Grand Total: 2022, Albany County							\$137	\$10,465	\$10,602	\$4,492	\$4,709	\$1,401



Wyoming Department of Transportation
5300 Bishop Blvd
Cheyenne, WY 82009

STATE TRANSPORTATION IMPROVEMENT PROJECTS ENGINEERING & CONSTRUCTION

Albany County

Transportation Projects

Fiscal Year: 2023

Trans Comm Dist	Project		General Location Detail Location	Begin RM	End RM	Length	Character of Work	Cost \$1,000						
								PE FY	PE	CE & CON	TOTAL	FED	ST	OTH
2	SCP-TC	0109026	BOSLER TO WHEATLAND WY 34	0.00	9.70	9.70	PAVEMENT REHABILITATION	2021	259	5,482	5,741	234	5,507	0
2	STP-BR	B231005	TRANSPORTATION DISTRICT 1 STRUCTURE NO. DJM, CIT	26.76	26.76	0.00	STRUCTURE REPAIR	2020	18	475	493	446	47	0
2	NHF-BR	I805171	LARAMIE CURTIS STREET INTERCHANGE/I-80 STRUCTURE NO. CXZ	310.45	310.45	0.00	BRIDGE REPLACEMENT	2014	500	9,298	9,798	9,089	709	0
2	STP	P232068	LARAMIE TO BOSLER LARAMIE NORTH/US 30	317.50	325.20	7.70	PAVEMENT REHABILITATION	2021	44	4,929	4,973	4,501	473	0
1	HSIP	P261035	LARAMIE WY 130 & WY 230 INTERSECTION/LIGHTING UPGRADE	2.10	2.10	0.00	SAFETY IMPROVEMENTS	2021	8	75	84	75	8	0
FY TOTAL:						17.40			\$829	\$20,259	\$21,089	\$14,345	\$6,744	\$0
Grand Total: 2023, Albany County									\$829	\$20,259	\$21,089	\$14,345	\$6,744	\$0



Wyoming Department of Transportation
5300 Bishop Blvd
Cheyenne, WY 82009

STATE TRANSPORTATION IMPROVEMENT PROJECTS ENGINEERING & CONSTRUCTION

Albany County

Transportation Projects

Fiscal Year: 2024

Trans Comm Dist	Project		General Location Detail Location	Begin RM	End RM	Length	Character of Work	Cost \$1,000						
								PE FY	PE	CE & CON	TOTAL	FED	ST	OTH
2	STP	0105014	MCFADDEN TO ROCK RIVER ALBANY COUNTY SECTION/WY 13 STRUCTURE NO. CIV, EUQ	0.00	8.04	8.04	PAVEMENT REHABILITATION	2016	135	5,318	5,453	4,935	519	0
2	STPU-LA	4206001	LARAMIE BILL NYE/BOULDER AVENUE TO 15TH/CORTHELL AVENUE/WHITMAN TO BILL NYE AVENUE	100.78	101.34	0.56	NEW CONSTRUCTION	2017	924	9,806	10,730	4,375	0	6,355
1	ARSCT	4206A01	LARAMIE BILL NYE AVENUE/SANITARY SEWER	101.34	101.34	0.00	UTILITY	2020	92	1,009	1,101	0	0	1,101
1	HSIP	I805186	LARAMIE TO CHEYENNE I-80	327.20	327.80	0.60	SNOW FENCE	2022	20	220	240	223	17	0
FY TOTAL:						9.20			\$1,171	\$16,353	\$17,524	\$9,533	\$536	\$7,456

Aeronautics Projects

Fiscal Year: 2024

Aero Comm Dist	Project		General Location		Character of Work	Cost \$1,000						
						PE FY	PE	CE & CON	TOTAL	FED	ST	OTH
1	AERO	ALA015B	LARAMIE		PAVEMENT RECONSTRUCTION		0	4,373	4,373	4,100	164	109
FY TOTAL:							\$0	\$4,373	\$4,373	\$4,100	\$164	\$109
Grand Total: 2024, Albany County							\$1,171	\$20,726	\$21,897	\$13,633	\$700	\$7,565



Wyoming Department of Transportation
5300 Bishop Blvd
Cheyenne, WY 82009

STATE TRANSPORTATION IMPROVEMENT PROJECTS ENGINEERING & CONSTRUCTION

Albany County

Transportation Projects

Fiscal Year: 2025

Trans Comm Dist	Project		General Location Detail Location	Begin RM	End RM	Length	Character of Work	Cost \$1,000						
								PE FY	PE	CE & CON	TOTAL	FED	ST	OTH
2	STP	N232067	LARAMIE 3RD STREET/CURTIS STREET-BOSWELL DRIVE/I-80 BUSINESS; REPL STR BUU	327.39	329.32	1.93	PAVEMENT REHABILITATION	2021	185	7,838	8,023	7,260	763	0
2	ARSCT	N232A01	LARAMIE LARAMIE STREETS/3RD STREET I-80 BUSINESS	327.37	400.80	73.43	SAFETY IMPROVEMENTS	2019	10	112	121	0	0	122
FY TOTAL:						75.36			\$195	\$7,950	\$8,144	\$7,260	\$763	\$122

Aeronautics Projects

Fiscal Year: 2025

Aero Comm Dist	Project		General Location		Character of Work	Cost \$1,000						
						PE FY	PE	CE & CON	TOTAL	FED	ST	OTH
1	AERO	ALA012A	LARAMIE		AIRPORT EQUIPMENT		0	747	747	700	28	19
FY TOTAL:							\$0	\$747	\$747	\$700	\$28	\$19
Grand Total: 2025, Albany County							\$195	\$8,697	\$8,891	\$7,960	\$791	\$141



Wyoming Department of Transportation
5300 Bishop Blvd
Cheyenne, WY 82009

STATE TRANSPORTATION IMPROVEMENT PROJECTS ENGINEERING & CONSTRUCTION

Albany County

Transportation Projects

Fiscal Year: 2026

Trans Comm Dist	Project		General Location Detail Location	Begin RM	End RM	Length	Character of Work	Cost \$1,000						
								PE FY	PE	CE & CON	TOTAL	FED	ST	OTH
2	STP	0103092	LARAMIE TO CENTENNIAL LARAMIE WEST/WY 130	16.94	27.42	10.48	PAVEMENT REHABILITATION	2023	374	5,463	5,838	5,283	555	0
1	NHPPI	I805184	LARAMIE TO RAWLINS LARAMIE WEST SECTION I-80 EASTBOUND LANE	299.50	309.90	10.40	PAVEMENT REHABILITATION	2023	626	9,140	9,766	9,059	707	0
1	NHPPI	I805185	LARAMIE TO RAWLINS LARAMIE WEST SECTION I-80 WESTBOUND LANE	299.50	309.90	10.40	PAVEMENT REHABILITATION	2023	626	9,140	9,766	9,059	707	0
FY TOTAL:						31.28			\$1,626	\$23,743	\$25,370	\$23,401	\$1,969	\$0

Aeronautics Projects

Fiscal Year: 2026

Aero Comm Dist	Project		General Location		Character of Work	Cost \$1,000						
						PE FY	PE	CE & CON	TOTAL	FED	ST	OTH
1	AERO	ALA008B	LARAMIE				0	2,722	2,722	2,450	163	109
1	AERO	ALA016A	LARAMIE		PAVEMENT MAINTENANCE		0	888	888	0	799	89
FY TOTAL:							\$0	\$3,610	\$3,610	\$2,450	\$962	\$198
Grand Total: 2026, Albany County							\$1,626	\$27,353	\$28,980	\$25,851	\$2,931	\$198



Wyoming Department of Transportation
5300 Bishop Blvd
Cheyenne, WY 82009

STATE TRANSPORTATION IMPROVEMENT PROJECTS ENGINEERING & CONSTRUCTION

Albany County

Transportation Projects

Fiscal Year: 2027

Trans Comm Dist	Project		General Location Detail Location	Begin RM	End RM	Length	Character of Work	Cost \$1,000							
								PE FY	PE	CE & CON	TOTAL	FED	ST	OTH	
2	STP	0103095	LARAMIE TO CENTENNIAL LARAMIE WEST/WY 130	10.00	16.94	6.94	PAVEMENT REHABILITATION	2021	235	3,457	3,692	3,340	351	0	
2	NHPPI	I805187	LARAMIE TO CHEYENNE EASTBOUND AND WESTBOUND LANES	313.80	319.10	5.30	PAVEMENT REHABILITATION	2024	846	12,467	13,313	12,349	964	0	
FY TOTAL:								12.24		\$1,081	\$15,924	\$17,005	\$15,689	\$1,315	\$0
Grand Total: 2027, Albany County									\$1,081	\$15,924	\$17,005	\$15,689	\$1,315	\$0	

Transportation Projects

Fiscal Year: Future Year

Trans Comm Dist	Project		General Location Detail Location	Begin RM	End RM	Length	Character of Work	Cost \$1,000							
								PE FY	PE	CE & CON	TOTAL	FED	ST	OTH	
2	NHPP	N232070	LARAMIE TO COLORADO LARAMIE SOUTH/US 287	402.36	404.65	2.29	PAVEMENT REHABILITATION	2020	236	3,979	4,215	3,815	401	0	
FY TOTAL:								2.29		\$236	\$3,979	\$4,215	\$3,815	\$401	\$0
Grand Total: Future Year, Albany County										\$236	\$3,979	\$4,215	\$3,815	\$401	\$0



Wyoming Department of Transportation
5300 Bishop Blvd
Cheyenne, WY 82009


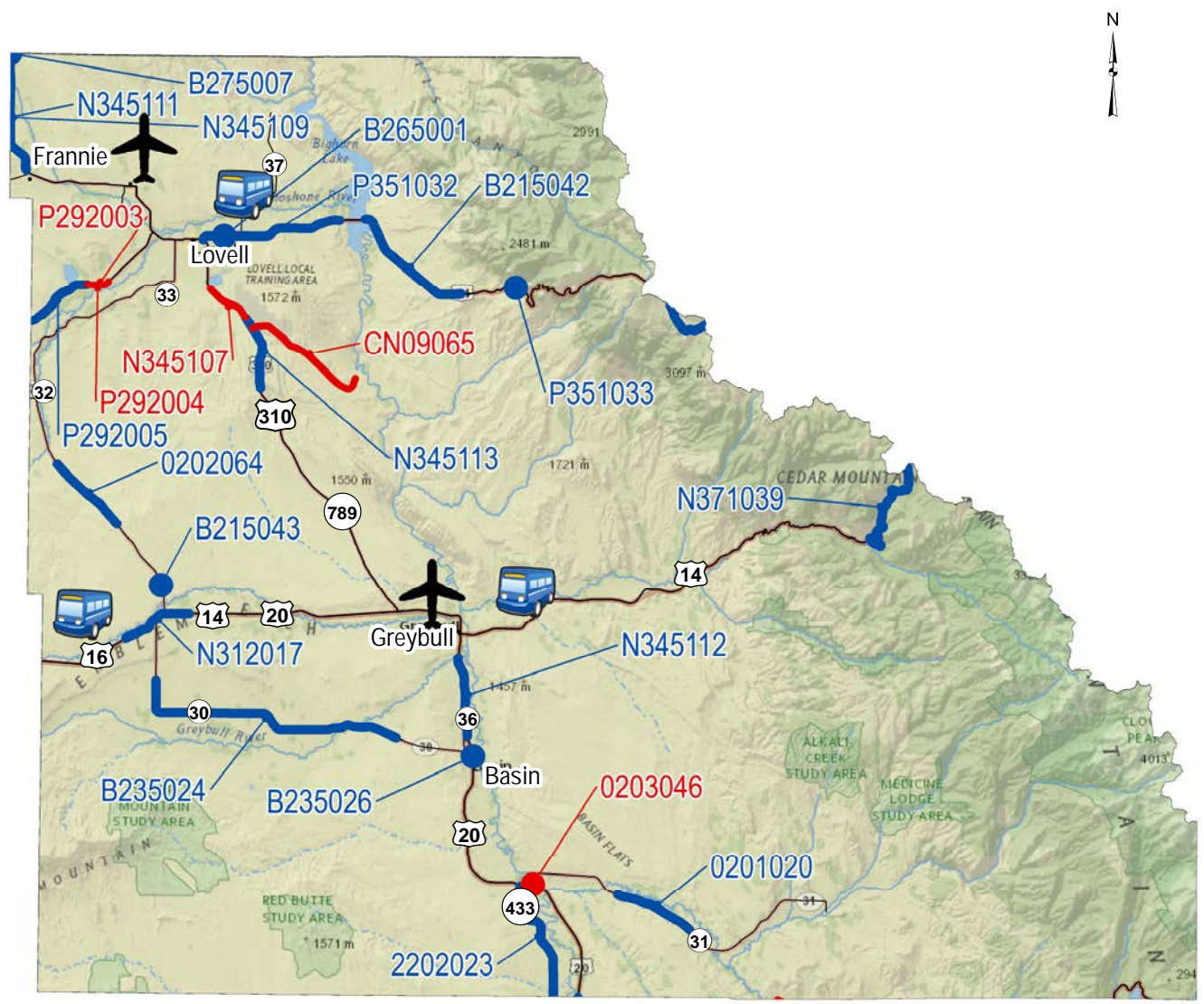
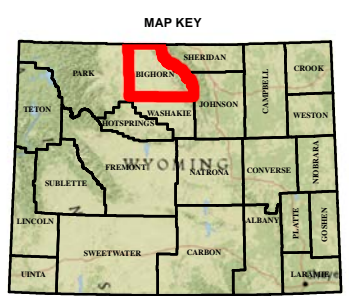
STATE TRANSPORTATION IMPROVEMENT PROJECTS COUNTY TOTAL

County		Transportation Projects	Capital Improvement Projects	Communications Projects	Transit Projects	Aeronautics Projects	Total
Albany	2022	\$4,790,000	\$0	\$0	\$3,179,000	\$2,633,000	\$10,602,000
	2023	\$21,089,000	\$0	\$0	\$0	\$0	\$21,089,000
	2024	\$17,524,000	\$0	\$0	\$0	\$4,373,000	\$21,897,000
	2025	\$8,144,000	\$0	\$0	\$0	\$747,000	\$8,891,000
	2026	\$25,370,000	\$0	\$0	\$0	\$3,610,000	\$28,980,000
	2027	\$17,005,000	\$0	\$0	\$0	\$0	\$17,005,000
	Future Year	\$4,215,000	\$0	\$0	\$0	\$0	\$4,215,000
	Total	\$98,137,000	\$0	\$0	\$3,179,000	\$11,363,000	\$112,679,000

BIGHORN COUNTY

Key to FY 2022 STIP

- 2022
- Future
- Communications
- Aeronautics
- Transit
- Capital Improvement
- Urban Boundray Inset





Wyoming Department of Transportation
5300 Bishop Blvd
Cheyenne, WY 82009

STATE TRANSPORTATION IMPROVEMENT PROJECTS ENGINEERING & CONSTRUCTION

Big Horn County

Transportation Projects

Fiscal Year: 2022

Trans Comm Dist	Project		General Location Detail Location	Begin RM	End RM	Length	Character of Work	Cost \$1,000						
								PE FY	PE	CE & CON	TOTAL	FED	ST	OTH
5	RHC-P	0203046	MANDERSON BNSF 090842t RRMP 387.237	0.28	0.28	0.00	RAILROAD		0	248	248	223	0	25
5	STP-CR	CN09065	BIG HORN COUNTY COUNTY ROAD 16 1/2/GEORGIA PACIFIC ROAD	0.00	8.27	8.27	RECONSTRUCTION	2021	410	3,540	3,950	3,358	0	593
5	HSIP	N345107	GREYBULL TO LOVELL US 310/WY 789	230.00	232.92	2.92	GRADING	2018	100	1,238	1,338	1,211	127	0
5	STP	P292003	BYRON EAST MAIN STREET/US 14A	38.00	39.40	1.40	PAVEMENT REHABILITATION	2015	200	2,475	2,675	2,420	254	0
5	STP-E	P292004	BYRON NORTH CLOUD PEAK STREET/US 14A	38.00	39.40	1.40	COMMUNITY DEVELOPMENT	2020	37	325	362	328	0	34
FY TOTAL:						13.99			\$747	\$7,826	\$8,573	\$7,540	\$381	\$652



Wyoming Department of Transportation
5300 Bishop Blvd
Cheyenne, WY 82009

STATE TRANSPORTATION IMPROVEMENT PROJECTS ENGINEERING & CONSTRUCTION

Big Horn County

Transit Projects

Fiscal Year: 2022

Trans Comm Dist	Project		General Location Eligible Provider	Funding Source	Character of Work	Cost \$1,000						
						PE FY	PE	CE & CON	TOTAL	FED	ST	OTH
5	FTA	FT22503	LOVELL NORTH BIG HORN SENIOR CENTER, INC.	STATE	OPERATING/ADMIN/MAINT		0	89	89	0	58	31
5	FTA	FT22504	GREYBULL SOUTH BIG HORN SENIOR CENTER, INC.	STATE	OPERATING/ADMIN/MAINT		0	132	132	0	82	51
5	FTA	FT22560	LOVELL NORTH BIG HORN SENIOR CENTER, INC.	5339	PURCHASE ONE LIGHT-DUTY VAN		0	73	73	58	0	15
FY TOTAL:							\$0	\$294	\$294	\$58	\$140	\$97

Aeronautics Projects

Fiscal Year: 2022

Aero Comm Dist	Project		General Location		Character of Work	Cost \$1,000						
						PE FY	PE	CE & CON	TOTAL	FED	ST	OTH
4	AERO	AU6014A	COWLEY		AIRPORT LIGHTING OR SIGNAGE		0	120	120	108	7	5
FY TOTAL:							\$0	\$120	\$120	\$108	\$7	\$5
Grand Total: 2022, Big Horn County							\$747	\$8,240	\$8,987	\$7,706	\$528	\$754



Wyoming Department of Transportation
5300 Bishop Blvd
Cheyenne, WY 82009

STATE TRANSPORTATION IMPROVEMENT PROJECTS ENGINEERING & CONSTRUCTION

Big Horn County

Transportation Projects

Fiscal Year: 2023

Trans Comm Dist	Project		General Location Detail Location	Begin RM	End RM	Length	Character of Work	Cost \$1,000						
								PE FY	PE	CE & CON	TOTAL	FED	ST	OTH
7	HSIP	B235026	TRANSPORTATION DISTRICT 5 VARIOUS LOCATIONS/ROAD CLOSURE GATES	196.42	196.42	0.00	SAFETY IMPROVEMENTS	2021	50	500	550	498	52	0
5	NHPP	N345109	DEAVER TO MONTANA MONTANA STATE LINE/FRANNIE US 310/WY 789	249.42	257.03	7.61	PAVEMENT REHABILITATION	2020	100	2,769	2,870	2,596	273	0
5	STP	P292005	GARLAND TO BYRON SIDON CANAL/US 14A	33.76	38.00	4.24	PAVEMENT REHABILITATION	2020	100	2,066	2,166	1,960	206	0
5	HSIP	P351033	LOVELL TO BURGESS JUNCTION US 14A/WARNING SYSTEM	68.50	68.50	0.00	SAFETY IMPROVEMENTS	2021	8	75	84	75	8	0
FY TOTAL:						11.85			\$258	\$5,410	\$5,670	\$5,129	\$539	\$0

Aeronautics Projects

Fiscal Year: 2023

Aero Comm Dist	Project		General Location		Character of Work	Cost \$1,000						
						PE FY	PE	CE & CON	TOTAL	FED	ST	OTH
4	AERO	AGE004A	GREYBULL		PAVEMENT MAINTENANCE		0	492	492	0	443	49
4	AERO	AGE006A	GREYBULL		PLANNING STUDY		0	333	333	300	20	13
4	AERO	AU6003A	COWLEY		PAVEMENT MAINTENANCE		0	181	181	0	163	18
FY TOTAL:							\$0	\$1,006	\$1,006	\$300	\$626	\$80
Grand Total: 2023, Big Horn County							\$258	\$6,416	\$6,676	\$5,429	\$1,165	\$80



Wyoming Department of Transportation
5300 Bishop Blvd
Cheyenne, WY 82009

STATE TRANSPORTATION IMPROVEMENT PROJECTS ENGINEERING & CONSTRUCTION

Big Horn County

Transportation Projects

Fiscal Year: 2024

Trans Comm Dist	Project		General Location Detail Location	Begin RM	End RM	Length	Character of Work	Cost \$1,000						
								PE FY	PE	CE & CON	TOTAL	FED	ST	OTH
5	STP	2202023	WORLAND TO MANDERSON WEST RIVER/WY 433	10.92	18.82	7.90	PAVEMENT RESURFACE	2021	119	3,396	3,515	3,180	334	0
5	HSIP	N345111	DEAVER TO MONTANA US 310	249.42	257.03	7.61	SAFETY IMPROVEMENTS	2020	100	1,000	1,100	995	105	0
5	NHPP	N345112	BASIN TO GREYBULL US 16/20	197.70	202.62	4.92	PAVEMENT REHABILITATION	2020	340	4,503	4,842	4,382	461	0
5	STP	P351032	LOVELL TO BURGESS JUNCTION LOVELL EAST/US 14A	46.71	55.42	8.71	PAVEMENT RESURFACE	2021	218	5,454	5,672	5,133	539	0
FY TOTAL:						29.14			\$777	\$14,353	\$15,129	\$13,690	\$1,439	\$0

Aeronautics Projects

Fiscal Year: 2024

Aero Comm Dist	Project		General Location		Character of Work	Cost \$1,000						
						PE FY	PE	CE & CON	TOTAL	FED	ST	OTH
4	AERO	AU6007A	COWLEY		PLANNING STUDY		0	222	222	200	13	9
FY TOTAL:							\$0	\$222	\$222	\$200	\$13	\$9
Grand Total: 2024, Big Horn County							\$777	\$14,575	\$15,351	\$13,890	\$1,452	\$9



Wyoming Department of Transportation
5300 Bishop Blvd
Cheyenne, WY 82009

STATE TRANSPORTATION IMPROVEMENT PROJECTS ENGINEERING & CONSTRUCTION

Big Horn County

Transportation Projects

Fiscal Year: 2025

Trans Comm Dist	Project		General Location Detail Location	Begin RM	End RM	Length	Character of Work	Cost \$1,000						
								PE FY	PE	CE & CON	TOTAL	FED	ST	OTH
5	STP	0202064	WILLWOOD TO EMBLEM COON CREEK SECTION/WY 32	116.96	122.16	5.20	PAVEMENT RESURFACE	2022	99	2,598	2,697	2,440	256	0
5	NHPP	N371039	SHELL TO BURGESS JUNCTION RANGER CREEK/US 14	30.30	37.98	7.68	PAVEMENT REHABILITATION	2023	217	5,694	5,911	5,348	562	0
FY TOTAL:						12.88			\$316	\$8,292	\$8,608	\$7,788	\$818	\$0

Aeronautics Projects

Fiscal Year: 2025

Aero Comm Dist	Project		General Location		Character of Work	Cost \$1,000						
						PE FY	PE	CE & CON	TOTAL	FED	ST	OTH
4	AERO	AU6015A	COWLEY				0	3,111	3,111	2,800	187	124
FY TOTAL:							\$0	\$3,111	\$3,111	\$2,800	\$187	\$124
Grand Total: 2025, Big Horn County							\$316	\$11,403	\$11,719	\$10,588	\$1,005	\$124

Aeronautics Projects

Fiscal Year: 2026

Aero Comm Dist	Project		General Location		Character of Work	Cost \$1,000						
						PE FY	PE	CE & CON	TOTAL	FED	ST	OTH
4	AERO	AGE011A	GREYBULL		PAVEMENT REHABILITATION		0	4,222	4,222	3,800	253	169
4	AERO	AGE012A	GREYBULL		OPERATIONS		0	300	300	0	240	60
FY TOTAL:							\$0	\$4,522	\$4,522	\$3,800	\$493	\$229
Grand Total: 2026, Big Horn County							\$0	\$4,522	\$4,522	\$3,800	\$493	\$229



Wyoming Department of Transportation
5300 Bishop Blvd
Cheyenne, WY 82009

STATE TRANSPORTATION IMPROVEMENT PROJECTS ENGINEERING & CONSTRUCTION

Big Horn County

Transportation Projects

Fiscal Year: 2027

Trans Comm Dist	Project		General Location Detail Location	Begin RM	End RM	Length	Character of Work	Cost \$1,000						
								PE FY	PE	CE & CON	TOTAL	FED	ST	OTH
5	STP	0201020	MANDERSON TO HYATTVILLE RIVER SOUTH SECTION/WY 31 SHELF	6.50	11.50	5.00	PAVEMENT REHABILITATION	2021	110	3,224	3,334	3,017	317	0
5	NHPP	N312017	CODY TO GREYBULL US 14/16/20	83.33	87.79	4.46	PAVEMENT REHABILITATION	2024	178	2,627	2,805	2,538	267	0
5	NHPP	N345113	GREYBULL TO LOVELL US 310/WY 789	225.40	230.00	4.60	PAVEMENT REHABILITATION	2024	235	3,457	3,692	3,341	351	0
FY TOTAL:						14.06			\$523	\$9,308	\$9,831	\$8,896	\$935	\$0
Grand Total: 2027, Big Horn County									\$523	\$9,308	\$9,831	\$8,896	\$935	\$0



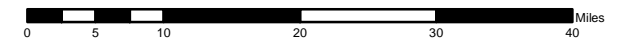
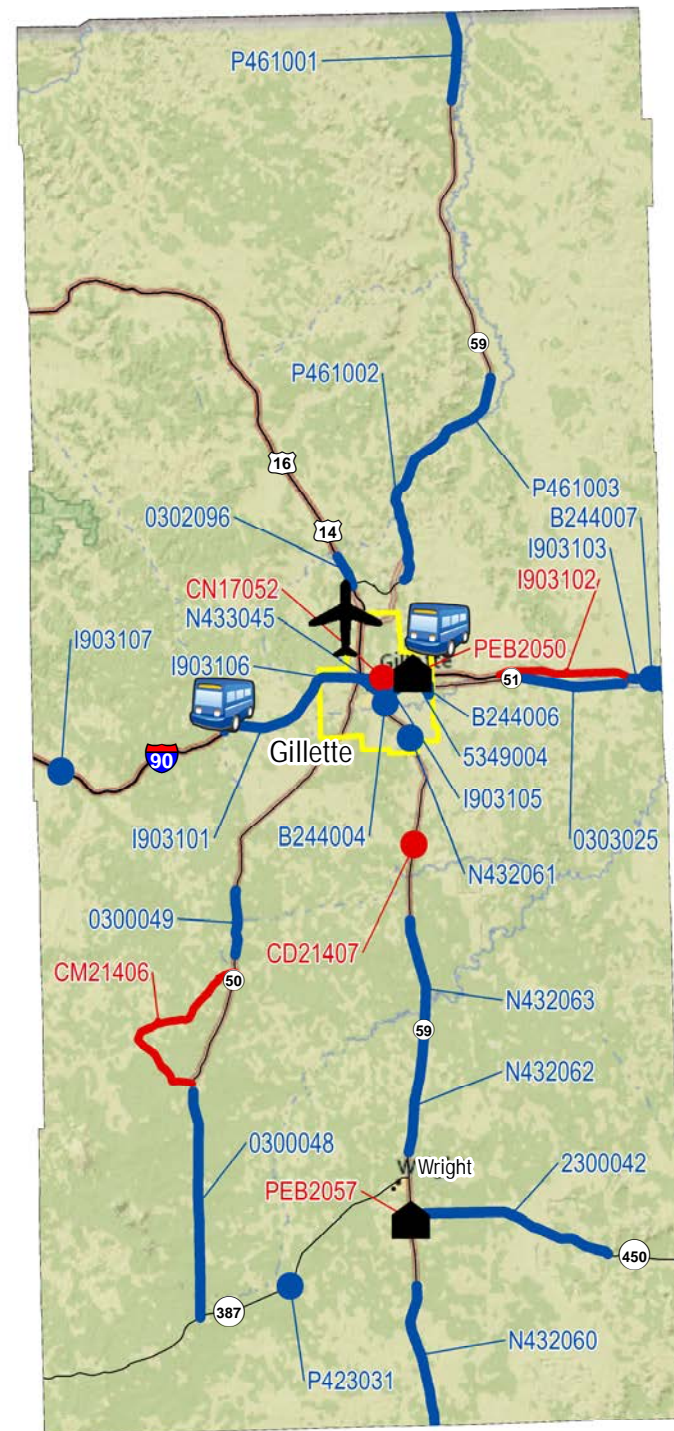
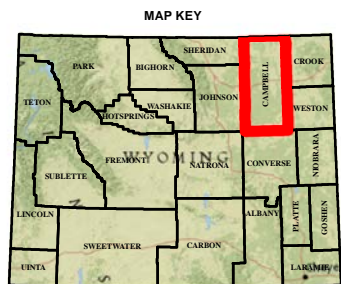
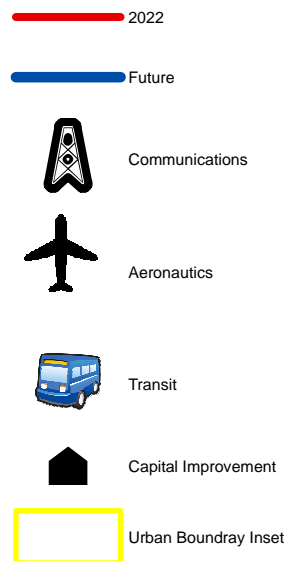
Wyoming Department of Transportation
5300 Bishop Blvd
Cheyenne, WY 82009

STATE TRANSPORTATION IMPROVEMENT PROJECTS COUNTY TOTAL

County		Transportation Projects	Capital Improvement Projects	Communications Projects	Transit Projects	Aeronautics Projects	Total
Big Horn	2022	\$8,573,000	\$0	\$0	\$294,000	\$120,000	\$8,987,000
	2023	\$5,670,000	\$0	\$0	\$0	\$1,006,000	\$6,676,000
	2024	\$15,129,000	\$0	\$0	\$0	\$222,000	\$15,351,000
	2025	\$8,608,000	\$0	\$0	\$0	\$3,111,000	\$11,719,000
	2026	\$0	\$0	\$0	\$0	\$4,522,000	\$4,522,000
	2027	\$9,831,000	\$0	\$0	\$0	\$0	\$9,831,000
	Total	\$47,811,000	\$0	\$0	\$294,000	\$8,981,000	\$57,086,000

CAMPBELL COUNTY

Key to FY 2022 STIP

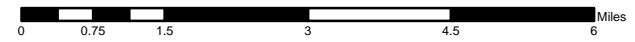
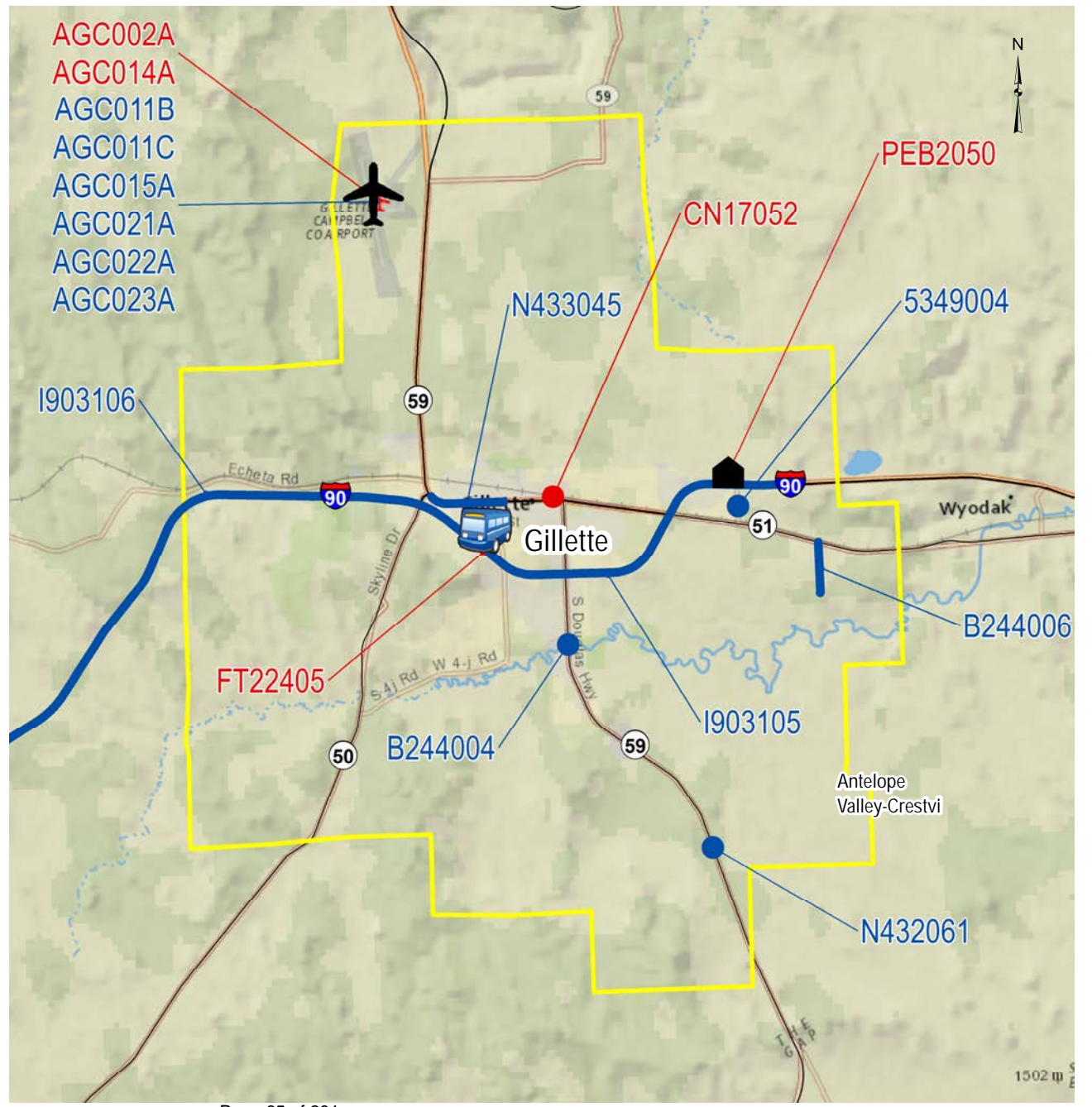
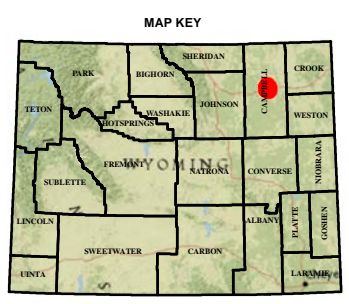


Gillette INSET

Key to FY 2022 STIP

- 2022
- Future
- Communications
- Aeronautics
- Transit
- Capital Improvement
- 2019 Urban Boundray Inset

1:127,550 Map Extent





Wyoming Department of Transportation
5300 Bishop Blvd
Cheyenne, WY 82009

STATE TRANSPORTATION IMPROVEMENT PROJECTS ENGINEERING & CONSTRUCTION

Campbell County

Transportation Projects

Fiscal Year: 2022

Trans Comm Dist	Project		General Location Detail Location	Begin RM	End RM	Length	Character of Work	Cost \$1,000						
								PE FY	PE	CE & CON	TOTAL	FED	ST	OTH
4	CD	CD21407	GILLETTE 2ND STREET/CROSSWALK LPA-CAMPBELL COUNTY	99.83	99.83	0.00	COMMUNITY DEVELOPMENT	2021	21	165	186	149	0	37
4	CM	CM21406	CAMPBELL COUNTY VARIOUS COUNTY ROADS LPA-CAMPBELL COUNTY	0.00	15.00	15.00	ENVIRONMENTAL		0	244	244	195	0	49
4	RHC	CN17052	CAMPBELL COUNTY GILLETTE/BROOKS AVE UPRR/DOT #604975S RRMP 596.82	100.02	100.02	0.00	RAILROAD		0	240	240	120	0	120
4	NHPPI	I903102	GILLETTE TO MOORCROFT ROZET SECTION EAST AND WEST I-90 WESTBOUND AND EASTBOUND LANES	135.43	145.20	9.77	PAVEMENT REHABILITATION	2019	816	6,250	7,066	6,554	512	0
				FY TOTAL:		24.77			\$837	\$6,899	\$7,736	\$7,018	\$512	\$206



Wyoming Department of Transportation
5300 Bishop Blvd
Cheyenne, WY 82009

STATE TRANSPORTATION IMPROVEMENT PROJECTS ENGINEERING & CONSTRUCTION

Campbell County

Capital Improvement Projects

Fiscal Year: 2022

Trans Comm Dist	Project		General Location Detail Location	Begin RM	End RM		Character of Work	Cost \$1,000						
								PE FY	PE	CE & CON	TOTAL	FED	ST	OTH
4	PEB	PEB2050	GILLETTE SITE 6948	0.00	0.00		FENCING		0	50	50	0	50	0
4	PEB	PEB2057	RENO JUNCTION BUILDING 6342	0.00	0.00		NEW OVERHEAD HOIST		0	22	22	0	22	0
FY TOTAL:									\$0	\$72	\$72	\$0	\$72	\$0

Transit Projects

Fiscal Year: 2022

Trans Comm Dist	Project		General Location Eligible Provider	Funding Source	Character of Work	Cost \$1,000						
						PE FY	PE	CE & CON	TOTAL	FED	ST	OTH
4	FTA	FT22405	GILLETTE CAMPBELL COUNTY SENIOR CITIZENS ASSOCIATION, INC.	5311	OPERATING/ADMIN/MAINT		0	350	350	215	0	135
FY TOTAL:						\$0	\$350	\$350		\$215	\$0	\$135

Aeronautics Projects

Fiscal Year: 2022

Aero Comm Dist	Project		General Location		Character of Work	Cost \$1,000						
						PE FY	PE	CE & CON	TOTAL	FED	ST	OTH
5	AERO	AGC002A	GILLETTE		AIRPORT EQUIPMENT		0	300	300	0	270	30
5	AERO	AGC014A	GILLETTE		PAVEMENT REHABILITATION		0	1,067	1,067	1,000	40	27
FY TOTAL:							\$0	\$1,367	\$1,367	\$1,000	\$310	\$57
Grand Total: 2022, Campbell County							\$837	\$8,688	\$9,525	\$8,233	\$894	\$398



Wyoming Department of Transportation
5300 Bishop Blvd
Cheyenne, WY 82009

STATE TRANSPORTATION IMPROVEMENT PROJECTS ENGINEERING & CONSTRUCTION

Campbell County

Transportation Projects

Fiscal Year: 2023

Trans Comm Dist	Project		General Location Detail Location	Begin RM	End RM	Length	Character of Work	Cost \$1,000						
								PE FY	PE	CE & CON	TOTAL	FED	ST	OTH
4	STP	0300048	GILLETTE TO PINE TREE JUNCTION WY 50	36.00	52.67	16.67	PAVEMENT REHABILITATION	2018	264	7,539	7,803	7,061	742	0
4	RHC	5349004	GILLETTE GARNER LAKE RD/BNSF/DOT NO. 064970H	3.87	3.87	0.00	RAILROAD		0	240	240	120	0	120
4	NHPPI	I903101	BUFFALO TO GILLETTE WILDHORSE CREEK SECTION/I- 90/STRUCTURE NO. BFJ, BFL, BFR, BFN, BFP, BFQ, BFO, BFK, BFM, BFS	112.50	118.30	5.80	PAVEMENT REHABILITATION	2021	233	6,477	6,710	6,224	486	0
4	HSIP	P423031	MIDWEST TO WRIGHT WY 387/COSNER ROAD/TURN LANE	138.85	138.85	0.00	SAFETY IMPROVEMENTS	2021	49	540	589	533	56	0
4	STP	P461001	GILLETTE TO MONTANA OLMSTEAD SECTION/WY 59 STRUCTURE NO. CHL	163.50	170.11	6.61	PAVEMENT REHABILITATION	2020	223	2,813	3,036	2,747	289	0
FY TOTAL:									\$769	\$17,609	\$18,378	\$16,685	\$1,573	\$120

Aeronautics Projects

Fiscal Year: 2023

Aero Comm Dist	Project		General Location		Character of Work	Cost \$1,000						
						PE FY	PE	CE & CON	TOTAL	FED	ST	OTH
5	AERO	AGC021A	GILLETTE		AIRPORT EQUIPMENT		0	800	800	750	30	20
FY TOTAL:							\$0	\$800	\$800	\$750	\$30	\$20



Wyoming Department of Transportation
5300 Bishop Blvd
Cheyenne, WY 82009

STATE TRANSPORTATION IMPROVEMENT PROJECTS ENGINEERING & CONSTRUCTION

Campbell County

Grand Total: 2023, Campbell County

\$769 \$18,409 \$19,178 \$17,435 \$1,603 \$140

Transportation Projects

Fiscal Year: 2024

Trans Comm Dist	Project		General Location Detail Location	Begin RM	End RM	Length	Character of Work	Cost \$1,000						
								PE FY	PE	CE & CON	TOTAL	FED	ST	OTH
4	STP	0300049	GILLETTE TO SAVAGETON HOE SPRINGGS SECTION/WY 50	20.38	25.19	4.81	PAVEMENT REHABILITATION	2022	163	2,152	2,316	2,095	220	0
4	STPU-GI	B244006	GILLETTE FOX PARK AVENUE & SINCLAIR STREET	98.62	99.27	0.65	RECONSTRUCTION	2019	22	0	22	20	0	2
4	NHPP	N432062	RENO JUNCTION TO GILLETTE WRIGHT NORTH/HAY CREEK SECTION	77.00	83.73	6.73	PAVEMENT REHABILITATION	2021	211	2,692	2,903	2,627	276	0
FY TOTAL:						12.19			\$396	\$4,844	\$5,241	\$4,742	\$496	\$2

Aeronautics Projects

Fiscal Year: 2024

Aero Comm Dist	Project		General Location		Character of Work	Cost \$1,000							
						PE FY	PE	CE & CON	TOTAL	FED	ST	OTH	
5	AERO	AGC011B	GILLETTE		PAVEMENT REHABILITATION		0	1,067	1,067	1,000	40	27	
5	AERO	AGC015A	GILLETTE		PAVEMENT MAINTENANCE		0	160	160	0	144	16	
FY TOTAL:								\$0	\$1,227	\$1,227	\$1,000	\$184	\$43
Grand Total: 2024, Campbell County							\$396	\$6,071	\$6,468	\$5,742	\$680	\$45	



Wyoming Department of Transportation
5300 Bishop Blvd
Cheyenne, WY 82009

STATE TRANSPORTATION IMPROVEMENT PROJECTS ENGINEERING & CONSTRUCTION

Campbell County

Transportation Projects

Fiscal Year: 2025

Trans Comm Dist	Project		General Location Detail Location	Begin RM	End RM	Length	Character of Work	Cost \$1,000						
								PE FY	PE	CE & CON	TOTAL	FED	ST	OTH
4	NHPPI	I903105	GILLETTE EASTBOUND AND WESTBOUND LANES	124.30	129.60	5.30	PAVEMENT REHABILITATION	2022	430	5,745	6,174	5,727	447	0
4	NHPP	N432063	GILLETTE TO WRIGHT WY 59	83.73	94.25	10.52	PAVEMENT REHABILITATION	2022	363	4,857	5,220	4,723	496	0
FY TOTAL:				15.82					\$793	\$10,602	\$11,394	\$10,450	\$943	\$0

Aeronautics Projects

Fiscal Year: 2025

Aero Comm Dist	Project		General Location		Character of Work	Cost \$1,000						
						PE FY	PE	CE & CON	TOTAL	FED	ST	OTH
5	AERO	AGC011C	GILLETTE		PAVEMENT REHABILITATION		0	11,200	11,200	10,500	420	280
5	AERO	AGC022A	GILLETTE		PAVEMENT REHABILITATION		0	1,067	1,067	1,000	40	27
FY TOTAL:							\$0	\$12,267	\$12,267	\$11,500	\$460	\$307
Grand Total: 2025, Campbell County							\$793	\$22,869	\$23,661	\$21,950	\$1,403	\$307



Wyoming Department of Transportation
5300 Bishop Blvd
Cheyenne, WY 82009

STATE TRANSPORTATION IMPROVEMENT PROJECTS ENGINEERING & CONSTRUCTION

Campbell County

Transportation Projects

Fiscal Year: 2026

Trans Comm Dist	Project		General Location Detail Location	Begin RM	End RM	Length	Character of Work	Cost \$1,000						
								PE FY	PE	CE & CON	TOTAL	FED	ST	OTH
4	STP	0302096	BUFFALO TO GILLETTE US 14/16	96.00	98.40	2.40	PAVEMENT REHABILITATION	2023	71	996	1,068	966	101	0
4	STP	0303025	GILLETTE TO MOORCROFT WY 51	136.56	143.86	7.30	PAVEMENT REHABILITATION		216	3,030	3,246	2,937	309	0
4	NHPPI	I903103	GILLETTE TO MOORCROFT MOORCROFT WEST/I-90/WESTBOUND AND EASTBOUND LANES	145.20	152.20	7.00	PAVEMENT REHABILITATION	2023	1,035	15,110	16,145	14,976	1,169	0
4	NHPP	N433045	GILLETTE 2ND ST/JCT WY 50	113.86	114.81	0.95	PAVEMENT REHABILITATION	2022	67	939	1,006	910	96	0
FY TOTAL:						17.65			\$1,389	\$20,075	\$21,465	\$19,789	\$1,675	\$0

Aeronautics Projects

Fiscal Year: 2026

Aero Comm Dist	Project		General Location		Character of Work	Cost \$1,000						
						PE FY	PE	CE & CON	TOTAL	FED	ST	OTH
5	AERO	AGC023A	GILLETTE		PAVEMENT EXPANSION		0	587	587	550	22	15
FY TOTAL:							\$0	\$587	\$587	\$550	\$22	\$15
Grand Total: 2026, Campbell County							\$1,389	\$20,662	\$22,052	\$20,339	\$1,697	\$15



Wyoming Department of Transportation
5300 Bishop Blvd
Cheyenne, WY 82009

STATE TRANSPORTATION IMPROVEMENT PROJECTS ENGINEERING & CONSTRUCTION

Campbell County

Transportation Projects

Fiscal Year: 2027

Trans Comm Dist	Project		General Location Detail Location	Begin RM	End RM	Length	Character of Work	Cost \$1,000						
								PE FY	PE	CE & CON	TOTAL	FED	ST	OTH
4	STP	2300042	RENO JUNCTION TO WESTON COUNTY WY 450 STRUCTURE NO. DKO SHELF	51.04	66.20	15.16	PAVEMENT REHABILITATION	2020	205	8,851	9,056	8,195	861	0
4	NHPPI	I903106	BUFFALO TO GILLETTE I-90/EASTBOUND AND WESTBOUND LANES	118.30	124.30	6.00	PAVEMENT REHABILITATION	2023	554	8,159	8,714	8,082	631	0
4	NHPPI	I903107	CAMPBELL COUNTY I-90/STRUCTURE NO. BFB, BFC	98.33	98.33	0.00	BRIDGE REPLACEMENT	2022	286	4,221	4,508	4,181	326	0
4	NHPP	N432060	WRIGHT TO BILL SPRING CREEK-PORCUPINE CREEK WY 59	56.51	67.09	10.58	PAVEMENT REHABILITATION	2022	337	6,592	6,929	6,270	659	0
4	NHPP	N432061	GILLETTE UNION CHAPEL SOUTHERN DRIVE 4TH STREET AND WARLOW/WY 59/US 14/16 SHELF	107.97	107.97	0.00	MODIFY INTERSECTION	2020	90	2,759	2,850	2,578	271	0
4	STP	P461002	GILLETTE TO MONTANA CORRAL CREEK/WY 59 SHELF	123.77	135.90	12.13	PAVEMENT REHABILITATION	2021	230	7,052	7,282	6,589	693	0
4	STP	P461003	GILLETTE TO MONTANA LITTLE POWDER RIVER/WY 59 SHELF	135.90	142.07	6.17	PAVEMENT REHABILITATION	2020	115	3,526	3,641	3,295	346	0



Wyoming Department of Transportation
5300 Bishop Blvd
Cheyenne, WY 82009

STATE TRANSPORTATION IMPROVEMENT PROJECTS ENGINEERING & CONSTRUCTION

Campbell County

Transportation Projects

Fiscal Year: 2027

Trans Comm Dist	Project	General Location Detail Location	Begin RM	End RM	Length	Character of Work	Cost \$1,000						
							PE FY	PE	CE & CON	TOTAL	FED	ST	OTH
FY TOTAL:					50.04		\$1,817	\$41,160	\$42,980	\$39,190	\$3,787	\$0	
Grand Total: 2027, Campbell County							\$1,817	\$41,160	\$42,980	\$39,190	\$3,787	\$0	



Wyoming Department of Transportation
5300 Bishop Blvd
Cheyenne, WY 82009

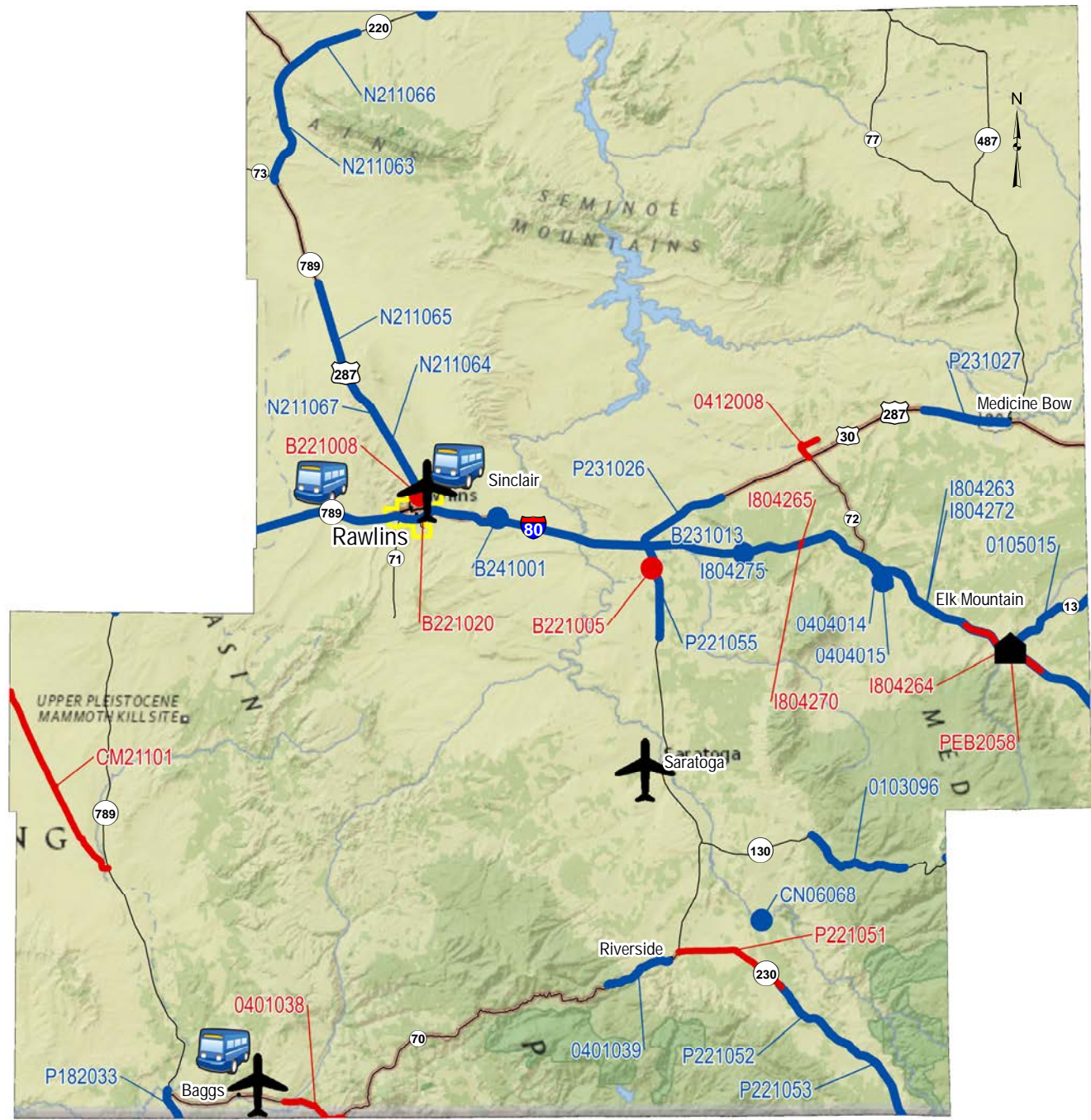
STATE TRANSPORTATION IMPROVEMENT PROJECTS COUNTY TOTAL

County		Transportation Projects	Capital Improvement Projects	Communications Projects	Transit Projects	Aeronautics Projects	Total
Campbell	2022	\$7,736,000	\$72,000	\$0	\$350,000	\$1,367,000	\$9,525,000
	2023	\$18,378,000	\$0	\$0	\$0	\$800,000	\$19,178,000
	2024	\$5,241,000	\$0	\$0	\$0	\$1,227,000	\$6,468,000
	2025	\$11,394,000	\$0	\$0	\$0	\$12,267,000	\$23,661,000
	2026	\$21,465,000	\$0	\$0	\$0	\$587,000	\$22,052,000
	2027	\$42,980,000	\$0	\$0	\$0	\$0	\$42,980,000
	Total	\$107,194,000	\$72,000	\$0	\$350,000	\$16,248,000	\$123,864,000

CARBON COUNTY

Key to FY 2022 STIP





- 2022
- Future
- Communications
- Aeronautics
- Transit
- Capital Improvement
- Urban Boundray Inset




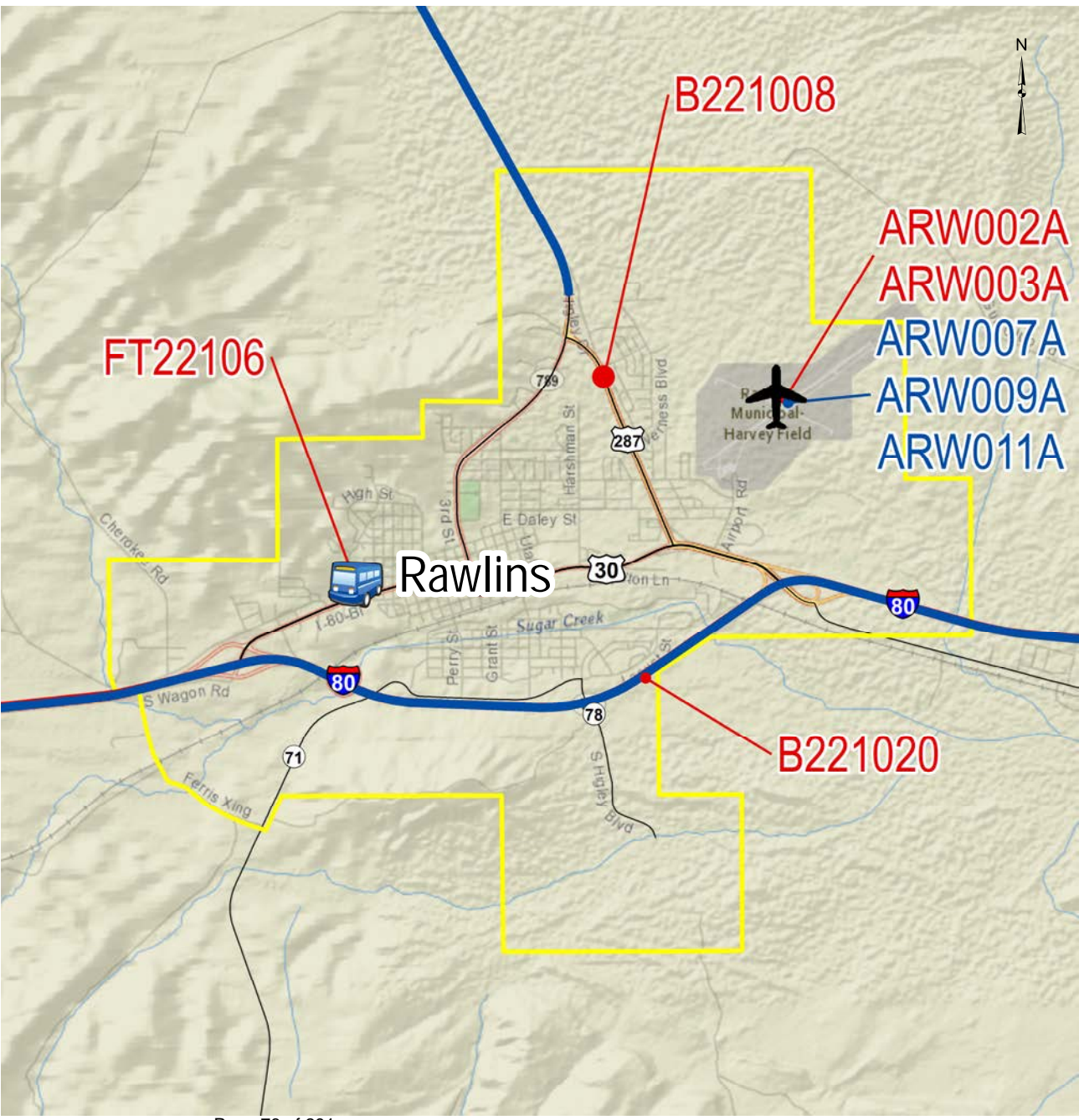
Rawlins

INSET

Key to FY 2022 STIP

- 2022
- Future
-  Communications
-  Aeronautics
-  Transit
-  Capital Improvement
- 2019 Urban Boundray Inset

1:64,770 Map Extent





Wyoming Department of Transportation
5300 Bishop Blvd
Cheyenne, WY 82009

STATE TRANSPORTATION IMPROVEMENT PROJECTS ENGINEERING & CONSTRUCTION

Carbon County

Transportation Projects

Fiscal Year: 2022

Trans Comm Dist	Project		General Location Detail Location	Begin RM	End RM	Length	Character of Work	Cost \$1,000						
								PE FY	PE	CE & CON	TOTAL	FED	ST	OTH
2	CM	0401038	DIXON TO ENCAMPMENT SAVERY/WY 70 EAST SECTION STRUCTURE NO. BLY, JCP	10.98	16.90	5.92	PAVEMENT REHABILITATION	2017	91	2,845	2,937	2,657	279	0
2	STP	0412008	HANNA ELK MOUNTAIN/WY 72 NORTH	0.00	3.02	3.02	PAVEMENT REHABILITATION	2016	31	1,357	1,388	1,257	132	0
2	STP-BR	B221005	TRANSPORTATION DISTRICT 1 STRUCTURE NO. DIX, DJS	2.11	2.11	0.00	STRUCTURE REPAIR	2019	31	744	775	701	74	0
2	STPU-RW	B221008	RAWLINS HIGLEY BOULEVARD/MURRAY STREET/AIRPORT ROAD	1.93	1.93	0.00	RECONSTRUCTION	2019	30	0	30	27	0	3
2	STP-PM	B221020	TRANSPORTATION DISTRICT 1 VARIOUS LOCATIONS	209.00	220.00	11.00	PAVEMENT MAINTENANCE	2021	255	2,000	2,255	2,040	214	0
2	CM	CM21101	CARBON COUNTY VARIOUS COUNTY ROADS LPA-CARBON COUNTY	0.00	18.90	18.90	ENVIRONMENTAL		0	330	330	264	0	66
2	NHPP1	I804264	RAWLINS TO LARAMIE ARLINGTON SECTION/I-80 STRUCTURE NO. AVM, AVN, AVO, AVP, AVQ, AVR, AVS, AVT, AVU, AVV, AVW, AVX	267.19	275.36	8.17	PAVEMENT REHABILITATION	2019	311	9,041	9,352	8,674	677	0



Wyoming Department of Transportation
5300 Bishop Blvd
Cheyenne, WY 82009

STATE TRANSPORTATION IMPROVEMENT PROJECTS ENGINEERING & CONSTRUCTION

Carbon County

Transportation Projects

Fiscal Year: 2022

Trans Comm Dist	Project		General Location Detail Location	Begin RM	End RM	Length	Character of Work	Cost \$1,000						
								PE FY	PE	CE & CON	TOTAL	FED	ST	OTH
2	NHPPI	I804265	RAWLINS TO LARAMIE HALLECK RIDGE WEST I-80 EASTBOUND LANE STRUCTURE NO. AUJ	245.90	252.65	6.75	PAVEMENT REHABILITATION	2018	120	4,240	4,359	4,044	316	0
2	NHPPI	I804270	RAWLINS TO LARAMIE HALLECK RIDGE WEST I-80 WESTBOUND LANE STRUCTURE NO. AUZ, AVB	245.80	252.65	6.85	PAVEMENT REHABILITATION	2020	170	4,189	4,359	4,043	316	0
2	SCP-TC	P221051	RIVERSIDE TO COLORADO BEAVER CREEK SECTION/WY 230 STRUCTURE NO. DHG, DJK	100.00	110.39	10.39	PAVEMENT REHABILITATION	2019	175	5,877	6,052	158	5,894	0
FY TOTAL:						71.00			\$1,214	\$30,623	\$31,837	\$23,865	\$7,902	\$69

Capital Improvement Projects

Fiscal Year: 2022

Trans Comm Dist	Project		General Location Detail Location	Begin RM	End RM		Character of Work	Cost \$1,000						
								PE FY	PE	CE & CON	TOTAL	FED	ST	OTH
2	PEB	PEB2058	ARLINGTON SITE 6924	0.00	0.00		HOUSING DESIGN		0	15	15	0	15	0
FY TOTAL:									\$0	\$15	\$15	\$0	\$15	\$0



Wyoming Department of Transportation
5300 Bishop Blvd
Cheyenne, WY 82009

STATE TRANSPORTATION IMPROVEMENT PROJECTS ENGINEERING & CONSTRUCTION

Carbon County

Transit Projects

Fiscal Year: 2022

Trans Comm Dist	Project		General Location Eligible Provider	Funding Source	Character of Work	Cost \$1,000						
						PE FY	PE	CE & CON	TOTAL	FED	ST	OTH
2	FTA	FT22106	RAWLINS CARBON COUNTY SENIOR SERVICES, INC.	STATE	OPERATING/ADMIN/MAINT		0	75	75	0	51	25
2	FTA	FT22154	BAGGS ASSISTED CARE FACILITY	STATE	OPERATING/ADMIN/MAINT		0	30	30	0	20	10
FY TOTAL:							\$0	\$105	\$105	\$0	\$71	\$35

Aeronautics Projects

Fiscal Year: 2022

Aero Comm Dist	Project		General Location		Character of Work	Cost \$1,000						
						PE FY	PE	CE & CON	TOTAL	FED	ST	OTH
2	AERO	ADW002A	DIXON		FENCING		0	500	500	450	30	20
2	AERO	ADW003A	DIXON		PAVEMENT MAINTENANCE		0	200	200	0	180	20
2	AERO	ARW002A	RAWLINS		BUILDINGS		0	667	667	600	40	27
2	AERO	ARW003A	RAWLINS		PAVEMENT MAINTENANCE		0	310	310	0	279	31
2	AERO	ASA003A	SARATOGA		PAVEMENT MAINTENANCE		0	332	332	0	299	33
2	AERO	ASA010A	SARATOGA		PLANNING STUDY		0	333	333	300	20	13
FY TOTAL:							\$0	\$2,342	\$2,342	\$1,350	\$848	\$144
Grand Total: 2022, Carbon County							\$1,214	\$33,085	\$34,299	\$25,215	\$8,836	\$248



Wyoming Department of Transportation
5300 Bishop Blvd
Cheyenne, WY 82009

STATE TRANSPORTATION IMPROVEMENT PROJECTS ENGINEERING & CONSTRUCTION

Carbon County

Transportation Projects

Fiscal Year: 2023

Trans Comm Dist	Project		General Location Detail Location	Begin RM	End RM	Length	Character of Work	Cost \$1,000						
								PE FY	PE	CE & CON	TOTAL	FED	ST	OTH
2	SCP-TC	0404014	HANNA TO ELK MOUNTAIN WY 72 SOUTH	12.37	15.98	3.61	PAVEMENT REHABILITATION	2017	30	2,891	2,921	27	2,894	0
2	SCP	0404015	ELK MOUNTAIN ELK MOUNTAIN SHOP	15.20	15.20	0.00	PAVEMENT RESURFACE	2020	1	32	33	0	33	0
2	NHPP-SF	N211064	RAWLINS TO MUDDY GAP NORTH OF RAWLINS/US 287/WY 789	2.24	11.81	9.57	FENCING	2020	193	2,127	2,320	2,100	221	0
2	STP	P182033	COLORADO TO BAGGS LITTLE SNAKE RIVER NORTH/WY 789 STRUCTURE NO. DJF, FSD	50.30	53.20	2.90	PAVEMENT REHABILITATION	2020	111	3,371	3,481	3,151	331	0
FY TOTAL:						16.08			\$335	\$8,421	\$8,755	\$5,278	\$3,479	\$0
Grand Total: 2023, Carbon County									\$335	\$8,421	\$8,755	\$5,278	\$3,479	\$0



Wyoming Department of Transportation
5300 Bishop Blvd
Cheyenne, WY 82009

STATE TRANSPORTATION IMPROVEMENT PROJECTS ENGINEERING & CONSTRUCTION

Carbon County

Transportation Projects

Fiscal Year: 2024

Trans Comm Dist	Project		General Location Detail Location	Begin RM	End RM	Length	Character of Work	Cost \$1,000						
								PE FY	PE	CE & CON	TOTAL	FED	ST	OTH
2	STP-BR	B241001	TRANSPORTATION DISTRICT 1 STRUCTURE NO. CID, AWX, AWY, FQI, FQJ, AXB, AXC	221.68	221.68	0.00	STRUCTURE REPAIR	2021	44	2,510	2,554	2,311	243	0
2	NHPPI	I804263	RAWLINS TO LARAMIE WAGONHOUND WEST I-80 EASTBOUND LANE	258.90	267.19	8.29	PAVEMENT REHABILITATION	2021	222	7,476	7,699	7,141	557	0
2	NHPPI	I804272	RAWLINS TO LARAMIE WAGONHOUND WEST I-80 WESTBOUND LANE	258.90	267.19	8.29	PAVEMENT REHABILITATION	2022	443	6,457	6,900	6,400	500	0
FY TOTAL:						16.58			\$709	\$16,443	\$17,153	\$15,852	\$1,300	\$0

Aeronautics Projects

Fiscal Year: 2024

Aero Comm Dist	Project		General Location		Character of Work	Cost \$1,000						
						PE FY	PE	CE & CON	TOTAL	FED	ST	OTH
2	AERO	ADW009A	DIXON		BUILDINGS		0	361	361	325	22	14
2	AERO	ARW007A	RAWLINS		AIRPORT EQUIPMENT		0	250	250	0	225	25
2	AERO	ASA001A	SARATOGA		ACQUIRE LAND/EASEMENT		0	167	167	150	10	7
FY TOTAL:							\$0	\$778	\$778	\$475	\$257	\$46
Grand Total: 2024, Carbon County							\$709	\$17,221	\$17,931	\$16,327	\$1,557	\$46



Wyoming Department of Transportation
5300 Bishop Blvd
Cheyenne, WY 82009

STATE TRANSPORTATION IMPROVEMENT PROJECTS ENGINEERING & CONSTRUCTION

Carbon County

Transportation Projects

Fiscal Year: 2025

Trans Comm Dist	Project		General Location Detail Location	Begin RM	End RM	Length	Character of Work	Cost \$1,000						
								PE FY	PE	CE & CON	TOTAL	FED	ST	OTH
2	NHPPI	I804275	LARAMIE TO RAWLINS DANA RIDGE SECTION WESTBOUND LANE/I-80	240.00	245.90	5.90	PAVEMENT REHABILITATION	2021	526	7,316	7,842	7,274	568	0
7	NHPP	N211063	MUDDY GAP TO CASPER WY 789/220/STRUCTURE NO. BTY	33.00	44.77	11.77	PAVEMENT REHABILITATION	2022	556	7,311	7,867	7,119	748	0
2	NHPP	N211065	RAWLINS TO MUDDY GAP BELL SPRINGS/US 287	12.55	22.89	10.34	PAVEMENT REHABILITATION	2020	325	6,406	6,731	6,091	640	0
2	STP	P221052	SARATOGA TO COLORADO SKYLINE SECTION/WY 230	110.13	116.90	6.77	PAVEMENT REHABILITATION	2021	149	2,828	2,976	2,694	283	0
FY TOTAL:						34.78			\$1,556	\$23,861	\$25,416	\$23,178	\$2,239	\$0

Aeronautics Projects

Fiscal Year: 2025

Aero Comm Dist	Project		General Location		Character of Work	Cost \$1,000						
						PE FY	PE	CE & CON	TOTAL	FED	ST	OTH
2	AERO	ARW009A	RAWLINS		AIRPORT EQUIPMENT		0	150	150	0	135	15
2	AERO	ASA012A	SARATOGA				0	181	181	0	163	18
FY TOTAL:							\$0	\$331	\$331	\$0	\$298	\$33
Grand Total: 2025, Carbon County							\$1,556	\$24,192	\$25,747	\$23,178	\$2,537	\$33



Wyoming Department of Transportation
5300 Bishop Blvd
Cheyenne, WY 82009

STATE TRANSPORTATION IMPROVEMENT PROJECTS ENGINEERING & CONSTRUCTION

Carbon County

Transportation Projects

Fiscal Year: 2026

Trans Comm Dist	Project		General Location Detail Location	Begin RM	End RM	Length	Character of Work	Cost \$1,000						
								PE FY	PE	CE & CON	TOTAL	FED	ST	OTH
2	STP	0105015	MCFADDEN TO ROCK RIVER CARBON COUNTY SECTION/WY 13	8.04	17.30	9.26	PAVEMENT REHABILITATION	2021	124	4,029	4,153	3,759	395	0
2	STP- BROS	CN06068	CARBON COUNTY CR 203/BRUSH CREEK ROAD/BRIDGE OVER NORTH PLATTE RIVER/STRUCTURE NO. DML	7.50	7.50	0.00	BRIDGE REPLACEMENT		10	0	10	9	0	1
2	NHPP	N211066	MUDDY GAP TO ALCOVA MUDDY GAP NORTH/WY 220	44.77	51.06	6.29	PAVEMENT REHABILITATION	2023	217	3,174	3,391	3,069	323	0
2	STP	P221053	SARATOGA TO COLORADO BIG CREEK SECTION/WY 230	116.90	126.92	10.02	PAVEMENT REHABILITATION	2023	92	4,635	4,726	4,277	450	0
FY TOTAL:						25.57			\$443	\$11,838	\$12,280	\$11,114	\$1,168	\$1

Aeronautics Projects

Fiscal Year: 2026

Aero Comm Dist	Project		General Location		Character of Work	Cost \$1,000						
						PE FY	PE	CE & CON	TOTAL	FED	ST	OTH
2	AERO	ADW004A	DIXON		ACQUIRE LAND/EASEMENT		0	167	167	150	10	7
2	AERO	ADW010A	DIXON		PAVEMENT MAINTENANCE		0	210	210	0	189	21
2	AERO	ARW011A	RAWLINS		PAVEMENT MAINTENANCE		0	360	360	0	324	36
2	AERO	ASA005A	SARATOGA		BUILDINGS		0	100	100	0	60	40
2	AERO	ASA013A	SARATOGA		AIRPORT EQUIPMENT		0	76	76	0	68	8
2	AERO	ASA014A	SARATOGA		PAVEMENT MAINTENANCE		0	330	330	0	297	33
FY TOTAL:						\$0	\$1,243	\$1,243		\$150	\$948	\$145



Wyoming Department of Transportation
5300 Bishop Blvd
Cheyenne, WY 82009

STATE TRANSPORTATION IMPROVEMENT PROJECTS ENGINEERING & CONSTRUCTION

Carbon County

Grand Total: 2026, Carbon County

\$443

\$13,081

\$13,523

\$11,264

\$2,116

\$146

Transportation Projects

Fiscal Year: 2027

Trans Comm Dist	Project		General Location Detail Location	Begin RM	End RM	Length	Character of Work	Cost \$1,000						
								PE FY	PE	CE & CON	TOTAL	FED	ST	OTH
2	STP	0103096	CENTENNIAL TO SARATOGA CENTENNIAL WEST/WY 130	47.46	57.52	10.06	PAVEMENT REHABILITATION	2024	319	4,698	5,017	4,540	477	0
2	STP	0401039	BAGGS TO ENCAMPMENT ENCAMPMENT WEST/WY 70 SHELF	50.00	56.25	6.25	PAVEMENT REHABILITATION	2020	140	3,929	4,069	3,682	387	0
2	NHPP	N211067	RAWLINS TO MUDDY GAP WY 789/287	7.20	12.55	5.35	PAVEMENT REHABILITATION	2024	502	7,403	7,905	7,153	752	0
2	STP	P221055	WALCOTT JUNCTION TO SARATOGA WALCOTT JUNCTION SOUTH/WY 230	0.00	8.42	8.42	PAVEMENT REHABILITATION	2024	632	9,321	9,952	9,006	947	0
2	STP	P231026	WALCOTT JUNCTION TO HANNA US 30 SHELF	235.23	244.00	8.77	PAVEMENT REHABILITATION	2020	139	4,259	4,398	3,980	418	0



Wyoming Department of Transportation
5300 Bishop Blvd
Cheyenne, WY 82009

STATE TRANSPORTATION IMPROVEMENT PROJECTS ENGINEERING & CONSTRUCTION

Carbon County

Transportation Projects

Fiscal Year: 2027

Trans Comm Dist	Project		General Location Detail Location	Begin RM	End RM	Length	Character of Work	Cost \$1,000						
								PE FY	PE	CE & CON	TOTAL	FED	ST	OTH
2	STP	P231027	HANNA TO MEDICINE BOW US 30	264.00	271.54	7.54	PAVEMENT REHABILITATION	2024	207	3,052	3,258	2,949	310	0
FY TOTAL:									\$1,939	\$32,662	\$34,599	\$31,310	\$3,291	\$0

Grand Total: 2027, Carbon County

\$1,939 \$32,662 \$34,599 \$31,310 \$3,291 \$0



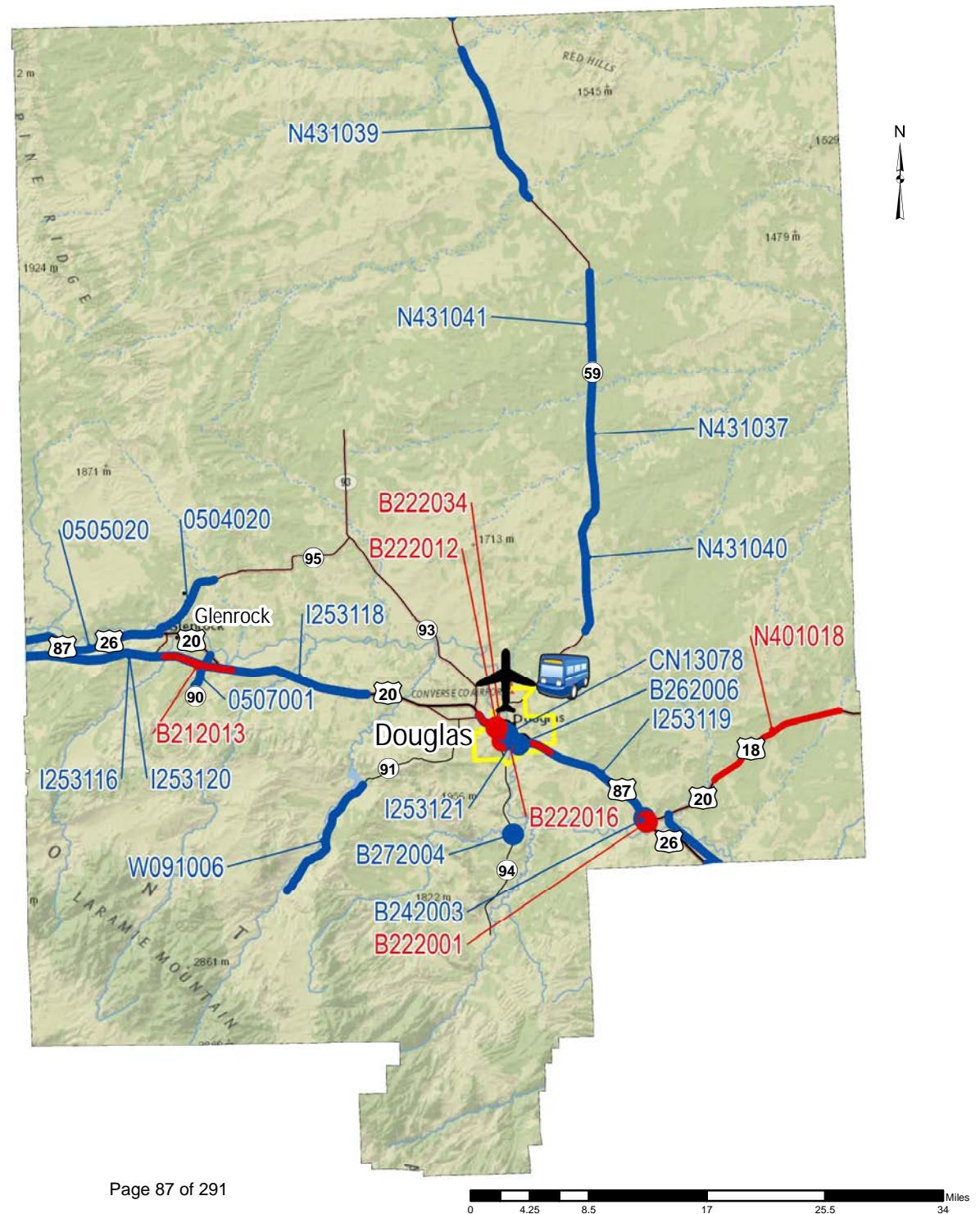
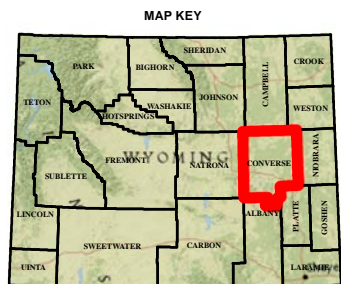
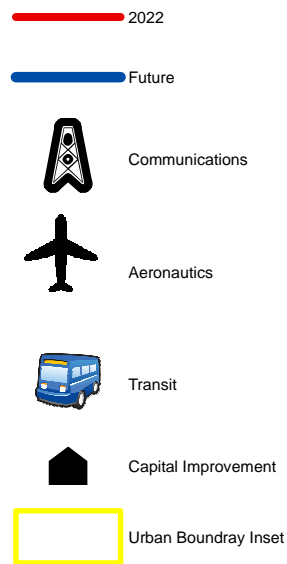
Wyoming Department of Transportation
5300 Bishop Blvd
Cheyenne, WY 82009

STATE TRANSPORTATION IMPROVEMENT PROJECTS COUNTY TOTAL

County		Transportation Projects	Capital Improvement Projects	Communications Projects	Transit Projects	Aeronautics Projects	Total
Carbon	2022	\$31,837,000	\$15,000	\$0	\$105,000	\$2,342,000	\$34,299,000
	2023	\$8,755,000	\$0	\$0	\$0	\$0	\$8,755,000
	2024	\$17,153,000	\$0	\$0	\$0	\$778,000	\$17,931,000
	2025	\$25,416,000	\$0	\$0	\$0	\$331,000	\$25,747,000
	2026	\$12,280,000	\$0	\$0	\$0	\$1,243,000	\$13,523,000
	2027	\$34,599,000	\$0	\$0	\$0	\$0	\$34,599,000
	Total	\$130,040,000	\$15,000	\$0	\$105,000	\$4,694,000	\$134,854,000

CONVERSE COUNTY

Key to FY 2022 STIP

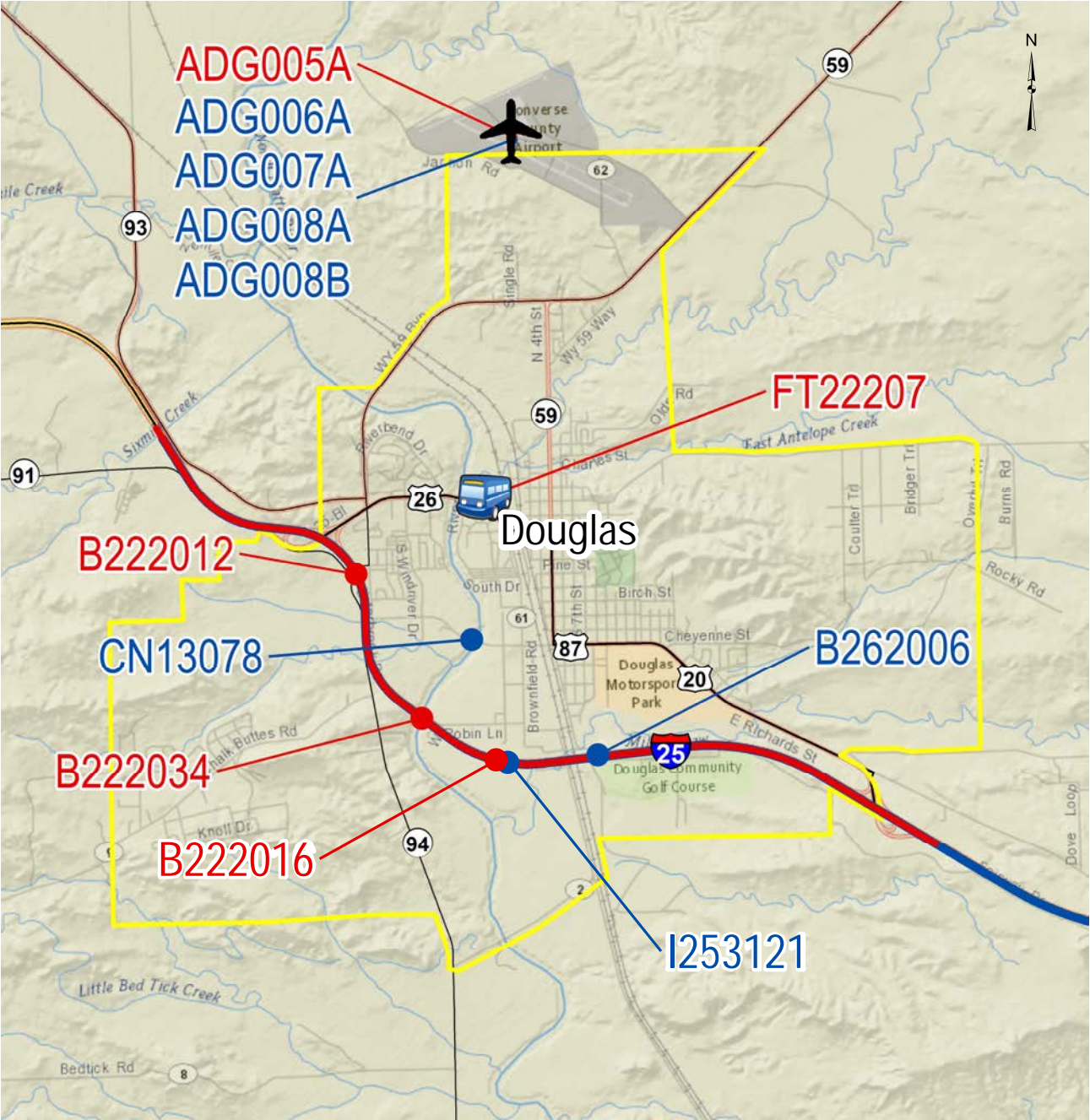


Douglas INSET

Key to FY 2022 STIP

- 2022
- Future
- Communications
- Aeronautics
- Transit
- Capital Improvement
- 2017 Urban Boundray Inset

1:68,110 Map Extent





Wyoming Department of Transportation
5300 Bishop Blvd
Cheyenne, WY 82009

STATE TRANSPORTATION IMPROVEMENT PROJECTS ENGINEERING & CONSTRUCTION

Converse County

Transportation Projects

Fiscal Year: 2022

Trans Comm Dist	Project		General Location Detail Location	Begin RM	End RM	Length	Character of Work	Cost \$1,000						
								PE FY	PE	CE & CON	TOTAL	FED	ST	OTH
7	HSIP-GM	B222016	TRANSPORTATION DISTRICT 2 VARIOUS LOCATIONS	135.00	141.50	6.50	GUARDRAIL	2019	60	2,000	2,060	1,864	196	0
7	HIP	B222034	TRANSPORTATION DISTRICT 2 I-25/STR NO. AFZ, AGA	138.65	138.65	0.00	STRUCTURE REPAIR		0	2,995	2,995	2,710	285	0
7	SCP-TC	N401018	ORIN TO LOST SPRINGS US 18/20	5.25	15.88	10.63	PAVEMENT REHABILITATION	2021	284	4,693	4,977	257	4,720	0
FY TOTAL:						17.13			\$344	\$9,688	\$10,032	\$4,831	\$5,201	\$0

Transit Projects

Fiscal Year: 2022

Trans Comm Dist	Project		General Location Eligible Provider	Funding Source	Character of Work	Cost \$1,000						
						PE FY	PE	CE & CON	TOTAL	FED	ST	OTH
7	FTA	FT22207	DOUGLAS CONVERSE COUNTY AGING SERVICES	5311	OPERATING/ADMIN/MAINT		0	149	149	102	0	47
FY TOTAL:							\$0	\$149	\$149	\$102	\$0	\$47

Aeronautics Projects

Fiscal Year: 2022

Aero Comm Dist	Project		General Location		Character of Work	Cost \$1,000						
						PE FY	PE	CE & CON	TOTAL	FED	ST	OTH
3	AERO	ADG005A	DOUGLAS		AIRPORT EQUIPMENT		0	167	167	0	150	17
FY TOTAL:							\$0	\$167	\$167	\$0	\$150	\$17



Wyoming Department of Transportation
5300 Bishop Blvd
Cheyenne, WY 82009

STATE TRANSPORTATION IMPROVEMENT PROJECTS ENGINEERING & CONSTRUCTION

Converse

Grand Total: 2022, Converse County

\$344 \$10,004 \$10,34 \$4,933 \$5,351 \$64

Transportation Projects

Fiscal Year: 2023

Trans Comm Dist	Project		General Location Detail Location	Begin RM	End RM	Length	Character of Work	Cost \$1,000						
								PE FY	PE	CE & CON	TOTAL	FED	ST	OTH
7	NHPPI	I253118	DOUGLAS TO GLENROCK GLENROCK SOUTH/I-25.	150.00	160.00	10.00	PAVEMENT RESURFACE	2021	43	1,974	2,017	1,871	146	0
7	SCP-TC	W091006	DOUGLAS COLD SPRINGS ROAD/SOUTH SECTION WY 91	13.20	23.10	9.90	PAVEMENT REHABILITATION	2017	250	2,977	3,227	0	3,227	0
FY TOTAL:						19.90			\$293	\$4,951	\$5,244	\$1,871	\$3,373	\$0

Aeronautics Projects

Fiscal Year: 2023

Aero Comm Dist	Project		General Location		Character of Work	Cost \$1,000						
						PE FY	PE	CE & CON	TOTAL	FED	ST	OTH
3	AERO	ADG006A	DOUGLAS		PAVEMENT REHABILITATION		0	4,000	4,000	3,600	240	160
FY TOTAL:							\$0	\$4,000	\$4,000	\$3,600	\$240	\$160
Grand Total: 2023, Converse County							\$293	\$8,951	\$9,244	\$5,471	\$3,613	\$160



Wyoming Department of Transportation
5300 Bishop Blvd
Cheyenne, WY 82009

STATE TRANSPORTATION IMPROVEMENT PROJECTS ENGINEERING & CONSTRUCTION

Converse County

Transportation Projects

Fiscal Year: 2024

Trans Comm Dist	Project		General Location Detail Location	Begin RM	End RM	Length	Character of Work	Cost \$1,000						
								PE FY	PE	CE & CON	TOTAL	FED	ST	OTH
7	STP	0504020	GLENROCK ROSS ROAD/ROLLING HILLS EAST/WY 59 STRUCTURE NO. JDN, JDO, JDP, DDD, DDE	1.68	7.65	5.97	PAVEMENT REHABILITATION	2021	354	4,436	4,791	4,335	456	0
7	STP	0507001	BOXELDER BOXELDER ROAD/WY 90 STRUCTURE NO. DSM	0.00	3.00	3.00	PAVEMENT REHABILITATION	2021	78	1,039	1,117	1,011	106	0
7	NHPPI	I253116	CASPER TO DOUGLAS GLENROCK MARGINAL & GLENROCK NORTH/I-25 NORTHBOUND LANE STRUCTURE NO. AGX, AHB, AHD, AHF, AHH, AHJ, AHL, AHN, AGZ	160.01	175.10	15.09	PAVEMENT REHABILITATION	2021	275	17,589	17,864	16,571	1,293	0
7	NHPP	N431040	DOUGLAS TO BILL WALKER CREEK/WY 59	8.75	19.30	10.55	PAVEMENT REHABILITATION	2021	980	11,798	12,778	11,563	1,215	0
FY TOTAL:						34.61			\$1,687	\$34,862	\$36,550	\$33,480	\$3,070	\$0

Aeronautics Projects

Fiscal Year: 2024

Aero Comm Dist	Project		General Location		Character of Work	Cost \$1,000						
						PE FY	PE	CE & CON	TOTAL	FED	ST	OTH
3	AERO	ADG007A	DOUGLAS		PAVEMENT MAINTENANCE		0	275	275	0	248	28
FY TOTAL:							\$0	\$275	\$275	\$0	\$248	\$28
Grand Total: 2024, Converse County							\$1,687	\$35,137	\$36,825	\$33,480	\$3,318	\$28



Wyoming Department of Transportation
5300 Bishop Blvd
Cheyenne, WY 82009

STATE TRANSPORTATION IMPROVEMENT PROJECTS ENGINEERING & CONSTRUCTION

Converse County

Transportation Projects

Fiscal Year: 2025

Trans Comm Dist	Project		General Location Detail Location	Begin RM	End RM	Length	Character of Work	Cost \$1,000						
								PE FY	PE	CE & CON	TOTAL	FED	ST	OTH
7	STP- BROS	CN13078	DOUGLAS WEST RICHARDS/BRIDGE OVER NORTH PLATTE STRUCTURE NO. FEB	99.58	99.58	0.00	STRUCTURE REPAIR	2021	205	2,522	2,727	2,468	0	259
7	NHPPI	I253119	GLENDO TO DOUGLAS DOUGLAS I-25 SOUTHBOUND LANE STRUCTURE NO. AFP	126.70	134.90	8.20	PAVEMENT REHABILITATION	2022	416	5,474	5,889	5,464	426	0
7	NHPP	N431037	DOUGLAS TO BILL LIGHTNING CREEK/WY 59 STRUCTURE NO. DIS, DJC	19.30	27.30	8.00	PAVEMENT REHABILITATION	2022	471	6,198	6,669	6,035	634	0
FY TOTAL:						16.20			\$1,092	\$14,194	\$15,285	\$13,967	\$1,060	\$259

Aeronautics Projects

Fiscal Year: 2025

Aero Comm Dist	Project		General Location		Character of Work	Cost \$1,000							
						PE FY	PE	CE & CON	TOTAL	FED	ST	OTH	
3	AERO	ADG008A	DOUGLAS		PAVEMENT REHABILITATION		0	333	333	300	20	13	
3	AERO	ADG008B	DOUGLAS		PAVEMENT REHABILITATION		0	107	107	0	85	21	
FY TOTAL:							\$0	\$440	\$440	\$300	\$105	\$34	
Grand Total: 2025, Converse County								\$1,092	\$14,634	\$15,725	\$14,267	\$1,165	\$293



Wyoming Department of Transportation
5300 Bishop Blvd
Cheyenne, WY 82009

STATE TRANSPORTATION IMPROVEMENT PROJECTS ENGINEERING & CONSTRUCTION

Converse County

Transportation Projects

Fiscal Year: 2026

Trans Comm Dist	Project		General Location Detail Location	Begin RM	End RM	Length	Character of Work	Cost \$1,000						
								PE FY	PE	CE & CON	TOTAL	FED	ST	OTH
7	NHPP	N431041	DOUGLAS TO BILL BOX CREEK/WY 59	27.32	35.00	7.68	PAVEMENT REHABILITATION	2023	295	4,306	4,600	4,163	438	0
FY TOTAL:									7.68					
									\$295	\$4,306	\$4,600	\$4,163	\$438	\$0
Grand Total: 2026, Converse County									\$295	\$4,306	\$4,600	\$4,163	\$438	\$0



Wyoming Department of Transportation
5300 Bishop Blvd
Cheyenne, WY 82009

STATE TRANSPORTATION IMPROVEMENT PROJECTS ENGINEERING & CONSTRUCTION

Converse County

Transportation Projects

Fiscal Year: 2027

Trans Comm Dist	Project		General Location Detail Location	Begin RM	End RM	Length	Character of Work	Cost \$1,000						
								PE FY	PE	CE & CON	TOTAL	FED	ST	OTH
7	STP	0505020	CASPER TO GLENROCK GLENROCK WEST/US 20/26/87 SHELF	166.52	176.39	9.87	PAVEMENT REHABILITATION	2021	177	4,923	5,100	4,615	485	0
7	STP-BR	B272004	TRANSPORTATION DISTRICT 2 STRUCTURE NO. CNE	8.62	8.62	0.00	STRUCTURE REPAIR	2024	10	180	190	172	18	0
7	NHPPI	I253120	CASPER TO DOUGLAS GLENDO MARGINAL GLENDO NORTH I-25 SOUTHBOUND LANE STRUCTURE NO. AHC, AHK, AHA, AHE, AHG, AHI	160.01	175.10	15.09	PAVEMENT REHABILITATION	2023	855	12,399	13,254	12,295	960	0
7	NHPPI	I253121	DOUGLAS I-25/NORTHBOUND AND SOUTHBOUND LANES	134.90	141.42	6.52	PAVEMENT REHABILITATION	2024	463	6,828	7,291	6,763	528	0
7	NHPP-PM	N431039	DOUGLAS TO GILLETTE WY 59 SHELF	42.00	54.00	12.00	PAVEMENT REHABILITATION	2021	79	8,114	8,194	7,414	779	0
FY TOTAL:						43.48			\$1,584	\$32,444	\$34,029	\$31,259	\$2,770	\$0
Grand Total: 2027, Converse County									\$1,584	\$32,444	\$34,029	\$31,259	\$2,770	\$0



Wyoming Department of Transportation
5300 Bishop Blvd
Cheyenne, WY 82009

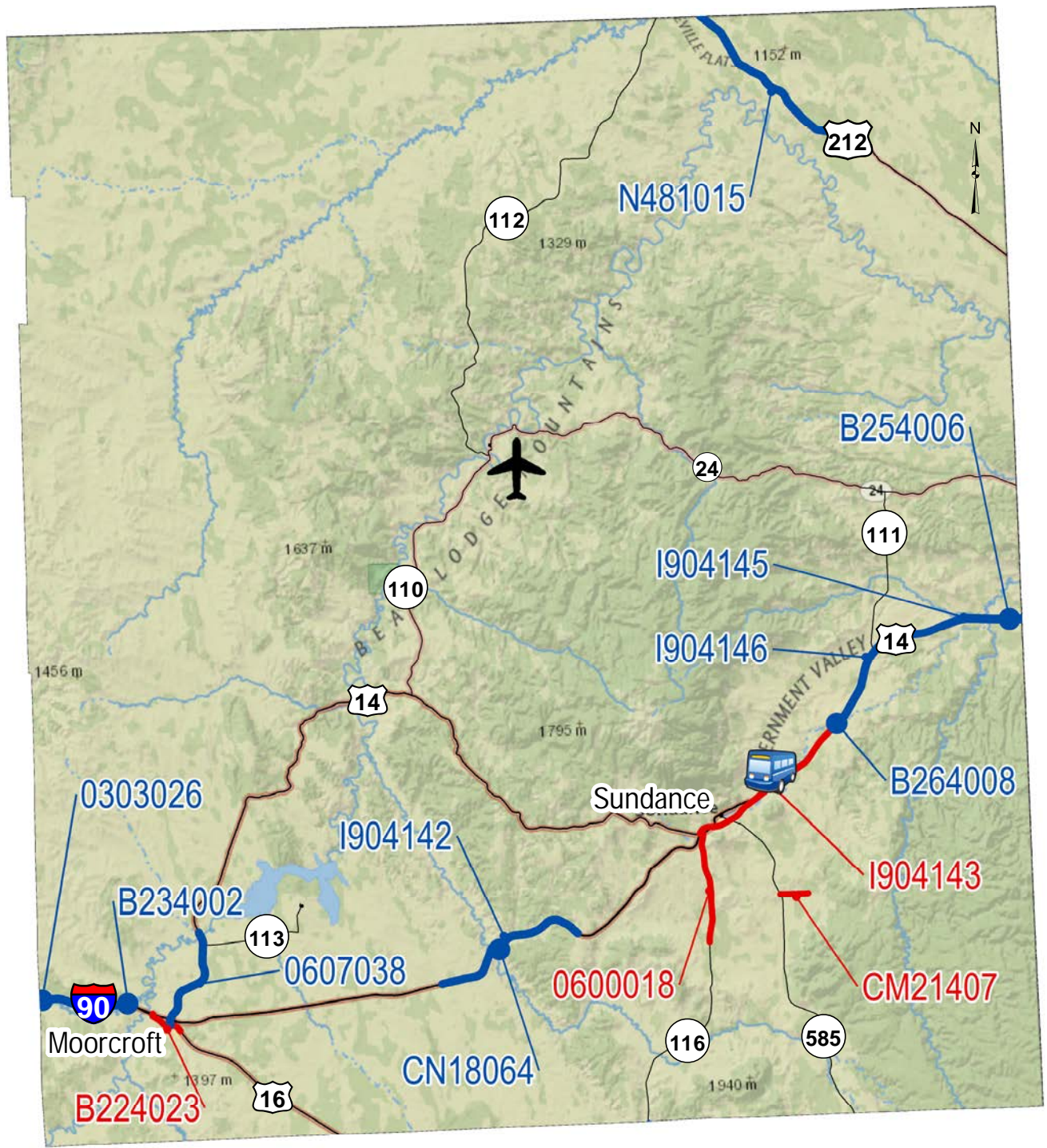
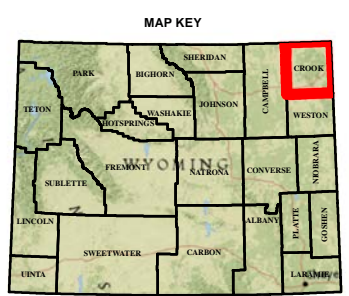
STATE TRANSPORTATION IMPROVEMENT PROJECTS COUNTY TOTAL

County		Transportation Projects	Capital Improvement Projects	Communications Projects	Transit Projects	Aeronautics Projects	Total
Converse	2022	\$10,032,000	\$0	\$0	\$149,000	\$167,000	\$10,348,000
	2023	\$5,244,000	\$0	\$0	\$0	\$4,000,000	\$9,244,000
	2024	\$36,550,000	\$0	\$0	\$0	\$275,000	\$36,825,000
	2025	\$15,285,000	\$0	\$0	\$0	\$440,000	\$15,725,000
	2026	\$4,600,000	\$0	\$0	\$0	\$0	\$4,600,000
	2027	\$34,029,000	\$0	\$0	\$0	\$0	\$34,029,000
	Total	\$105,740,000	\$0	\$0	\$149,000	\$4,882,000	\$110,771,000

CROOK COUNTY

Key to FY 2022 STIP

- 2022
- Future
- Communications
- Aeronautics
- Transit
- Capital Improvement
- Urban Boundray Inset





Wyoming Department of Transportation
5300 Bishop Blvd
Cheyenne, WY 82009

STATE TRANSPORTATION IMPROVEMENT PROJECTS ENGINEERING & CONSTRUCTION

Crook County

Transportation Projects

Fiscal Year: 2022

Trans Comm Dist	Project		General Location Detail Location	Begin RM	End RM	Length	Character of Work	Cost \$1,000						
								PE FY	PE	CE & CON	TOTAL	FED	ST	OTH
6	STP	0600018	SUNDANCE TO UPTON CUNDY CREEK SECTION WY 116	0.00	5.63	5.63	PAVEMENT REHABILITATION	2019	225	2,876	3,100	2,806	295	0
6	CM	CM21407	CROOK COUNTY VARIOUS COUNTY ROADS LPA-CROOK COUNTY	0.00	1.45	1.45	ENVIRONMENTAL		0	231	231	185	0	46
4	NHPPI- SIB	I904143	SUNDANCE MARGINAL/I-90/STRUCTURE NO. BJG, BJH, BJI, BJL, DAM, DAN, DAP, DAQ, DHU, DHV	185.75	195.10	9.35	PAVEMENT REHABILITATION	2020	1,889	22,647	24,536	22,760	1,776	0
FY TOTAL:									\$2,114	\$25,754	\$27,867	\$25,751	\$2,071	\$46

Transit Projects

Fiscal Year: 2022

Trans Comm Dist	Project		General Location Eligible Provider	Funding Source	Character of Work	Cost \$1,000						
						PE FY	PE	CE & CON	TOTAL	FED	ST	OTH
6	FTA	FT22409	SUNDANCE CROOK COUNTY SENIOR SERVICES, INC.	STATE	OPERATING/ADMIN/MAINT		0	85	85	0	54	31
FY TOTAL:							\$0	\$85	\$85	\$0	\$54	\$31

Aeronautics Projects

Fiscal Year: 2022

Aero Comm Dist	Project		General Location		Character of Work	Cost \$1,000						
						PE FY	PE	CE & CON	TOTAL	FED	ST	OTH
5	AERO	AW4009A	HULETT		PAVEMENT EXPANSION		0	500	500	450	30	20
FY TOTAL:							\$0	\$500	\$500	\$450	\$30	\$20



Wyoming Department of Transportation
5300 Bishop Blvd
Cheyenne, WY 82009

STATE TRANSPORTATION IMPROVEMENT PROJECTS ENGINEERING & CONSTRUCTION

Crook County

Grand Total: 2022, Crook County

\$2,114 \$26,339 \$28,452 \$26,201 \$2,155 \$97

Transportation Projects

Fiscal Year: 2023

Trans Comm Dist	Project		General Location Detail Location	Begin RM	End RM	Length	Character of Work	Cost \$1,000						
								PE FY	PE	CE & CON	TOTAL	FED	ST	OTH
6	NHPPI	I904145	SUNDANCE TO SOUTH DAKOTA STATE LINE WEST/I-90 STRUCTURE NO. DHL, DHM	201.51	207.14	5.63	PAVEMENT REHABILITATION	2020	1,138	14,347	15,485	14,364	1,121	0
FY TOTAL:						5.63			\$1,138	\$14,347	\$15,485	\$14,364	\$1,121	\$0
Grand Total: 2023, Crook County									\$1,138	\$14,347	\$15,485	\$14,364	\$1,121	\$0

Transportation Projects

Fiscal Year: 2024

Trans Comm Dist	Project		General Location Detail Location	Begin RM	End RM	Length	Character of Work	Cost \$1,000						
								PE FY	PE	CE & CON	TOTAL	FED	ST	OTH
6	NHPPI	I904142	MOORCROFT TO SUNDANCE INYAN KARA/I-90 EASTBOUND AND WESTBOUND LANES STR NO. BHV, BHW, BHX, BHY, BHZ, BIA, BIE, BIF, BII, BIJ, BIK, BIL, BIO, BIP	168.50	177.00	8.50	PAVEMENT REHABILITATION	2021	409	7,897	8,306	7,705	601	0
FY TOTAL:									\$409	\$7,897	\$8,306	\$7,705	\$601	\$0

Aeronautics Projects

Fiscal Year: 2024

Aero Comm Dist	Project		General Location		Character of Work	Cost \$1,000						
						PE FY	PE	CE & CON	TOTAL	FED	ST	OTH
5	AERO	AW4007A	HULETT		AIRPORT EQUIPMENT		0	500	500	450	30	20
5	AERO	AW4008A	HULETT		PAVEMENT MAINTENANCE		0	292	292	0	262	29
FY TOTAL:							\$0	\$792	\$792	\$450	\$292	\$49
Grand Total: 2024, Crook County							\$409	\$8,689	\$9,098	\$8,155	\$893	\$49



Wyoming Department of Transportation
5300 Bishop Blvd
Cheyenne, WY 82009

STATE TRANSPORTATION IMPROVEMENT PROJECTS ENGINEERING & CONSTRUCTION

Crook County

Transportation Projects

Fiscal Year: 2025

Trans Comm Dist	Project		General Location Detail Location	Begin RM	End RM	Length	Character of Work	Cost \$1,000						
								PE FY	PE	CE & CON	TOTAL	FED	ST	OTH
6	STP	0607038	MOORCROFT NORTH/US 14/US 14/16 BUSINESS JUNCTION WY 113 STRUCTURE NO BFZ	154.63	160.35	5.72	PAVEMENT REHABILITATION	2020	367	6,525	6,892	6,237	655	0
6	STP- BROS	CN18064	CROOK COUNTY INYAN KARA CREEK/STRUCTURE DWO	17.20	17.20	0.00	BRIDGE REPLACEMENT	2021	10	0	10	9	0	1
FY TOTAL:									377	\$6,525	\$6,902	\$6,246	\$655	\$1
Grand Total: 2025, Crook County									377	\$6,525	\$6,902	\$6,246	\$655	\$1

Aeronautics Projects

Fiscal Year: 2026

Aero Comm Dist	Project		General Location			Character of Work	Cost \$1,000						
							PE FY	PE	CE & CON	TOTAL	FED	ST	OTH
5	AERO	AW4013A	HULETT			PLANNING STUDY		0	333	333	300	20	13
FY TOTAL:								\$0	\$333	\$333	\$300	\$20	\$13
Grand Total: 2026, Crook County								\$0	\$333	\$333	\$300	\$20	\$13



Wyoming Department of Transportation
5300 Bishop Blvd
Cheyenne, WY 82009

STATE TRANSPORTATION IMPROVEMENT PROJECTS ENGINEERING & CONSTRUCTION

Crook County

Transportation Projects

Fiscal Year: 2027

Trans Comm Dist	Project		General Location Detail Location	Begin RM	End RM	Length	Character of Work	Cost \$1,000						
								PE FY	PE	CE & CON	TOTAL	FED	ST	OTH
6	STP	0303026	CROOK COUNTY STRUCTURE NO. BGK	147.04	147.04	0.00	BRIDGE REPLACEMENT	2023	137	2,017	2,154	1,949	205	0
6	NHPPI	I904146	SUNDANCE TO SOUTH DAKOTA I-90/EASTBOUND AND WESTBOUND LANES	195.00	202.00	7.00	PAVEMENT REHABILITATION	2024	562	8,281	8,844	8,203	640	0
6	NHPP	N481015	SOUTH DAKOTA TO MONTANA US 212	10.00	20.45	10.45	PAVEMENT REHABILITATION	2024	401	5,913	6,314	5,714	600	0
FY TOTAL:						17.45			\$1,100	\$16,211	\$17,312	\$15,866	\$1,445	\$0
Grand Total: 2027, Crook County									\$1,100	\$16,211	\$17,312	\$15,866	\$1,445	\$0







Wyoming Department of Transportation
5300 Bishop Blvd
Cheyenne, WY 82009

STATE TRANSPORTATION IMPROVEMENT PROJECTS COUNTY TOTAL


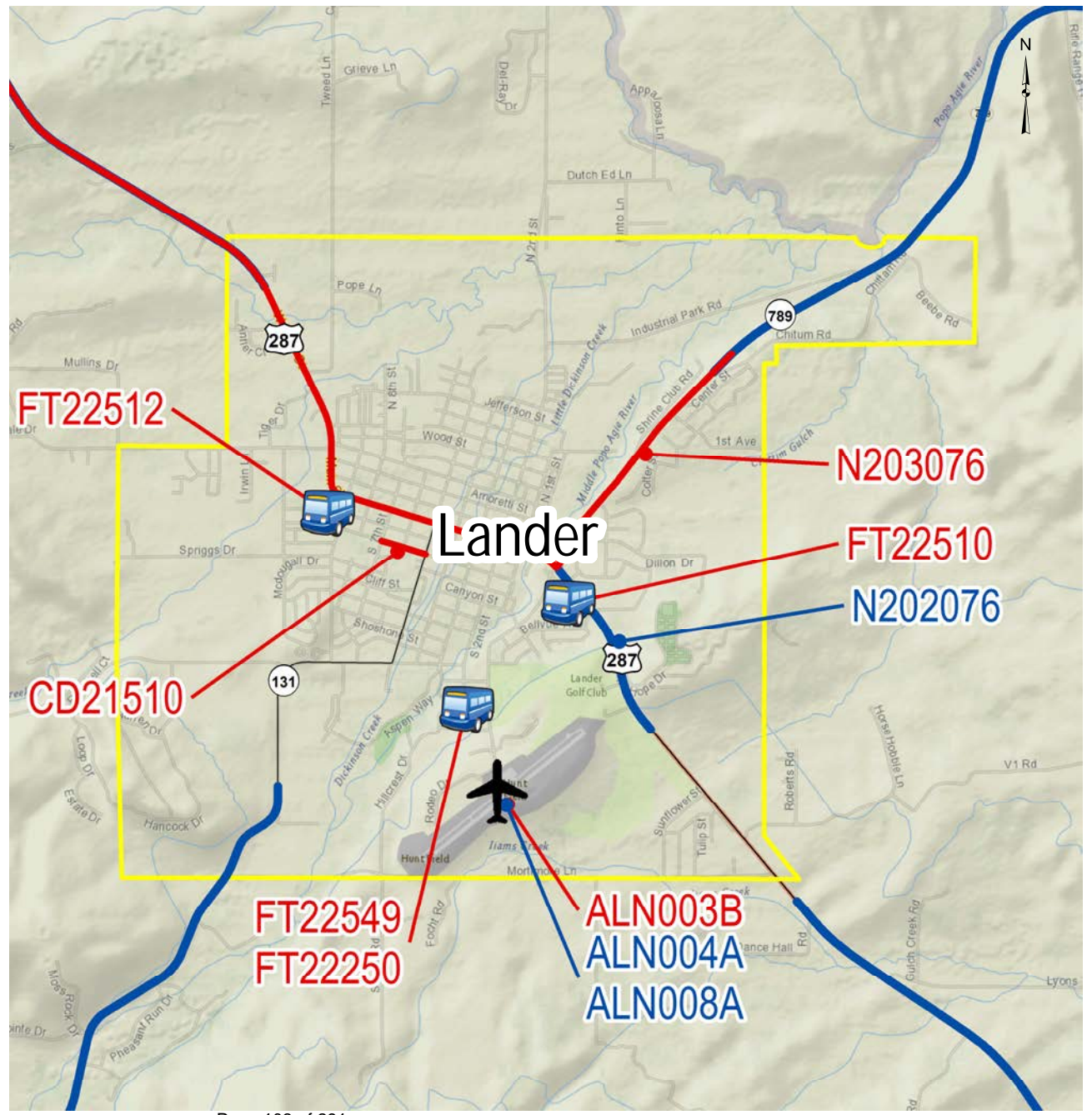
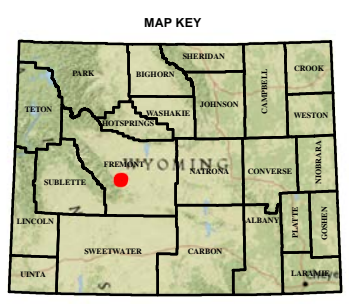
County		Transportation Projects	Capital Improvement Projects	Communications Projects	Transit Projects	Aeronautics Projects	Total
Crook	2022	\$27,867,000	\$0	\$0	\$85,000	\$500,000	\$28,452,000
	2023	\$15,485,000	\$0	\$0	\$0	\$0	\$15,485,000
	2024	\$8,306,000	\$0	\$0	\$0	\$792,000	\$9,098,000
	2025	\$6,902,000	\$0	\$0	\$0	\$0	\$6,902,000
	2026	\$0	\$0	\$0	\$0	\$333,000	\$333,000
	2027	\$17,312,000	\$0	\$0	\$0	\$0	\$17,312,000
	Total	\$75,872,000	\$0	\$0	\$85,000	\$1,625,000	\$77,582,000

Lander INSET

Key to FY 2022 STIP





- 2022
- Future
-  Communications
-  Aeronautics
-  Transit
-  Capital Improvement
- 2019 Urban Boundray Inset

1:47,530 Map Extent

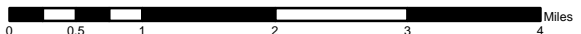
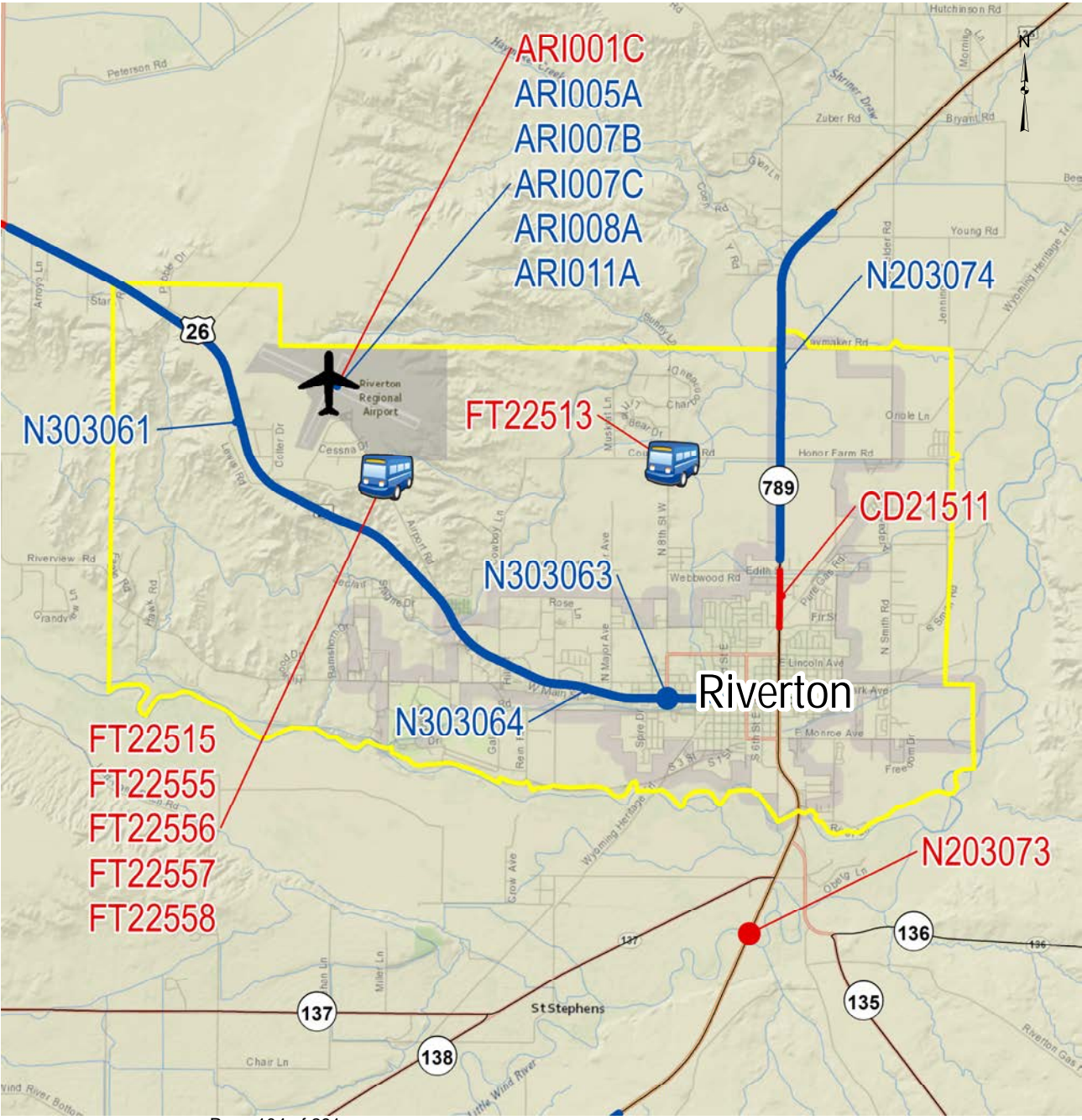
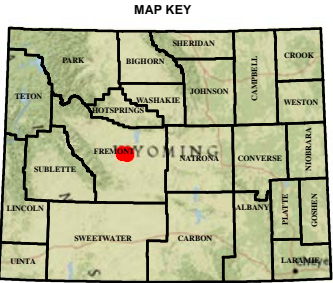


Riverton INSET

Key to FY 2022 STIP

- 2022
- Future
-  Communications
-  Aeronautics
-  Transit
-  Capital Improvement
- 2019 Urban Boundray Inset

1:91,690 Map Extent





Wyoming Department of Transportation
5300 Bishop Blvd
Cheyenne, WY 82009

STATE TRANSPORTATION IMPROVEMENT PROJECTS ENGINEERING & CONSTRUCTION

Fremont County

Transportation Projects

Fiscal Year: 2022

Trans Comm Dist	Project		General Location Detail Location	Begin RM	End RM	Length	Character of Work	Cost \$1,000						
								PE FY	PE	CE & CON	TOTAL	FED	ST	OTH
7	STP	0703021	ETHETE TO KINNEAR JOHNSTOWN SECTION/WY 132	15.19	17.09	1.90	PAVEMENT REHABILITATION	2020	128	996	1,124	1,017	107	0
7	STP	0708029	RIVERTON TO SAND DRAW BEAVER RIM SOUTH/WY 135	28.40	34.59	6.19	PAVEMENT REHABILITATION	2019	200	2,159	2,359	2,135	224	0
7	STP	0708030	SWEETWATER STATION JUNCTION TO RIVERTON MIDDLE SECTION/WY 135	24.15	28.40	4.25	PAVEMENT REHABILITATION	2021	230	2,100	2,330	2,108	222	0
7	CD	CD21510	LANDER GANNETT PEAK ELEMENTARY SCHOOL SAFETY IMPROVEMENTS LPA-CITY OF LANDER	99.36	99.58	0.22	COMMUNITY DEVELOPMENT	2021	69	555	624	500	0	125
7	CD	CD21511	RIVERTON FEDERAL BLVD/US 26 FROM SUNSET DR TO 1733 NORTH LPA-CITY OF RIVERTON	105.77	106.24	0.47	COMMUNITY DEVELOPMENT		0	547	547	438	0	109
7	HRRR	HR19501	WIND RIVER INDIAN RESERVATION VARIOUS LOCATIONS LPA-WIND RIVER JOINT TRIBAL BUSINESS COUNCIL	0.00	31.60	31.60	GUARDRAIL	2021	4	110	114	104	0	11
7	HRRR	HR19503	WIND RIVER INDIAN RESERVATION VARIOUS LOCATIONS/SIGN REPLACEMENT LPA-WIND RIVER JOINT TRIBAL BUSINESS COUNCIL	0.00	0.00	0.00	TRAFFIC SYSTEMS	2021	4	77	81	73	0	8



Wyoming Department of Transportation
5300 Bishop Blvd
Cheyenne, WY 82009

STATE TRANSPORTATION IMPROVEMENT PROJECTS ENGINEERING & CONSTRUCTION

Fremont County

Transportation Projects

Fiscal Year: 2022

Trans Comm Dist	Project		General Location Detail Location	Begin RM	End RM	Length	Character of Work	Cost \$1,000						
								PE FY	PE	CE & CON	TOTAL	FED	ST	OTH
7	HSIP	N151028	LANDER TO FORT WASHAKIE US 287	2.00	6.00	4.00	GRADING	2018	48	552	599	542	57	0
7	NHPP	N202074	JEFFREY CITY TO SWEETWATER STATION JUNCTION US 287/WY 789	23.39	31.50	8.11	PAVEMENT REHABILITATION	2020	156	3,548	3,705	3,352	352	0
7	HSIP	N203073	HUDSON TO RIVERTON LITTLE WIND/US 26/789 RIVER PEDESTRIAN BRIDGE LFP	102.93	102.93	0.00	STRUCTURE REPAIR	2019	30	420	450	448	3	0
7	NHPP	N203076	LANDER TO HUDSON STATE SCHOOL SECTION/WY 789	81.05	82.40	1.35	PAVEMENT REHABILITATION	2020	120	1,562	1,682	1,522	160	0
7	NHPP	N302056	DUBOIS TO DIVERSION DAM CROWHEART SECTION/US 26/287	72.13	85.03	12.90	PAVEMENT REHABILITATION	2020	200	6,384	6,583	5,958	626	0
7	NHPP	N303062	DIVERSION DAM TO RIVERTON KINNEAR SECTION/US 26	112.98	125.11	12.13	PAVEMENT REHABILITATION	2020	473	4,128	4,601	4,163	438	0



Wyoming Department of Transportation
5300 Bishop Blvd
Cheyenne, WY 82009

STATE TRANSPORTATION IMPROVEMENT PROJECTS ENGINEERING & CONSTRUCTION

Fremont County

Transportation Projects

Fiscal Year: 2022

Trans Comm Dist	Project		General Location Detail Location	Begin RM	End RM	Length	Character of Work	Cost \$1,000						
								PE FY	PE	CE & CON	TOTAL	FED	ST	OTH
7	SCP-TC	N342051	SHOSHONI TO THERMOPOLIS BADWATER SECTION/US 20/WY 789	100.47	108.82	8.35	PAVEMENT REHABILITATION	2019	200	3,280	3,480	181	3,299	0
FY TOTAL:				91.47					\$1,862	\$26,418	\$28,279	\$22,541	\$5,488	\$253



Wyoming Department of Transportation
5300 Bishop Blvd
Cheyenne, WY 82009

STATE TRANSPORTATION IMPROVEMENT PROJECTS ENGINEERING & CONSTRUCTION

Fremont County

Transit Projects

Fiscal Year: 2022

Trans Comm Dist	Project		General Location Eligible Provider	Funding Source	Character of Work	Cost \$1,000						
						PE FY	PE	CE & CON	TOTAL	FED	ST	OTH
7	FTA	FT22510	LANDER CHILD DEVELOPMENT SERVICES OF FREMONT COUNTY, INC.	STATE	OPERATING/ADMIN/MAINT		0	130	130	0	86	44
7	FTA	FT22511	DUBOIS HIGH COUNTRY SENIOR CITIZENS	STATE	OPERATING/ADMIN/MAINT		0	50	50	0	33	17
7	FTA	FT22512	LANDER LANDER SENIOR CITIZENS CENTER, INC.	5311	OPERATING/ADMIN/MAINT		0	180	180	117	0	63
7	FTA	FT22513	RIVERTON RIVERTON SENIOR CITIZENS CENTER, INC.	STATE	OPERATING/ADMIN/MAINT		0	171	171	0	108	63
7	FTA	FT22514	SHOSHONI SHOSHONI SENIOR CITIZENS CENTER	STATE	OPERATING/ADMIN/MAINT		0	7	7	0	4	2
7	FTA	FT22515	RIVERTON FREMONT COUNTY ASSOCIATION OF GOVERNMENTS DBA WIND RIVER TRANSIT AUTHORITY	5311	OPERATING/ADMIN/MAINT		0	1,281	1,281	854	0	428
7	FTA	FT22555	RIVERTON FREMONT COUNTY ASSOCIATION OF GOVERNMENTS DBA WIND RIVER TRANSIT AUTHORITY	5339	PURCHASE FOUR HEAVY-DUTY BUSES		0	640	640	512	0	128
7	FTA	FT22556	RIVERTON FREMONT COUNTY ASSOCIATION OF GOVERNMENTS DBA WIND RIVER TRANSIT AUTHORITY	5339	PURCHASE THREE MINI-VANS		0	150	150	120	0	30
7	FTA	FT22557	RIVERTON FREMONT COUNTY ASSOCIATION OF GOVERNMENTS DBA WIND RIVER TRANSIT AUTHORITY	5339	PURCHASE NON-ADA VEHICLE		0	60	60	30	0	30
7	FTA	FT22558	RIVERTON FREMONT COUNTY ASSOCIATION OF GOVERNMENTS DBA WIND RIVER TRANSIT AUTHORITY	5339	CAPITAL/DRIVEWAY REPLACEMENT		0	325	325	260	0	65
FY TOTAL:							\$0	\$2,994	\$2,994	\$1,893	\$231	\$870



Wyoming Department of Transportation
5300 Bishop Blvd
Cheyenne, WY 82009

STATE TRANSPORTATION IMPROVEMENT PROJECTS ENGINEERING & CONSTRUCTION

Fremont County

Aeronautics Projects

Fiscal Year: 2022

Aero Comm Dist	Project		General Location		Character of Work	Cost \$1,000						
						PE FY	PE	CE & CON	TOTAL	FED	ST	OTH
3	AERO	ADU003B	DUBOIS		PAVEMENT EXPANSION		0	667	667	600	40	27
3	AERO	ADU003C	DUBOIS		PAVEMENT EXPANSION		0	160	160	0	96	64
3	AERO	ALN003B	LANDER		PAVEMENT RECONSTRUCTION		0	3,667	3,667	3,300	220	147
3	AERO	ARI001C	RIVERTON		PAVEMENT REHABILITATION		0	4,267	4,267	4,000	160	107
FY TOTAL:							\$0	\$8,761	\$8,761	\$7,900	\$516	\$345
Grand Total: 2022, Fremont County							\$1,862	\$38,173	\$40,034	\$32,334	\$6,235	\$1,468



Wyoming Department of Transportation
5300 Bishop Blvd
Cheyenne, WY 82009

STATE TRANSPORTATION IMPROVEMENT PROJECTS ENGINEERING & CONSTRUCTION

Fremont County

Transportation Projects

Fiscal Year: 2023

Trans Comm Dist	Project		General Location Detail Location	Begin RM	End RM	Length	Character of Work	Cost \$1,000						
								PE FY	PE	CE & CON	TOTAL	FED	ST	OTH
7	STP-RF	B235023	TRANSPORTATION DISTRICT 5 VARIOUS LOCATIONS	115.43	126.84	11.41	FENCING	2020	25	450	475	430	45	0
7	NHPP	N202073	MUDDY GAP TO LANDER LYONS VALLEY/US 287/WY 789	74.21	79.10	4.89	PAVEMENT REHABILITATION	2019	100	3,089	3,189	2,885	303	0
7	STP	N202076	MUDDY GAP TO LANDER LANDER SECTION ADA/US 287/WY 789	80.16	81.03	0.87	PAVEMENT REHABILITATION	2020	64	1,529	1,593	1,442	152	0
7	NHPP	N203077	RIVERTON TO SHOSHONI HIDDEN VALLEY SECTION/US 26/789	115.40	119.13	3.73	PAVEMENT REHABILITATION	2020	160	3,658	3,818	3,454	363	0
7	NHPP	N303058	DUBOIS TO DIVERSION DAM BULL LAKE/US 26/287	92.40	96.94	4.54	PAVEMENT REHABILITATION	2020	100	1,771	1,871	1,693	178	0
7	NHPP	N303061	DIVERSION DAM TO RIVERTON AIRPORT SECTION/US 26	124.99	130.70	5.71	PAVEMENT REHABILITATION	2020	137	4,513	4,650	4,208	442	0
7	RHC	N342055	SHOSHONI US 20/26/RR CROSSING DOT 188783U	99.40	99.40	0.00	RAILROAD		50	550	600	540	0	60



Wyoming Department of Transportation
5300 Bishop Blvd
Cheyenne, WY 82009

STATE TRANSPORTATION IMPROVEMENT PROJECTS ENGINEERING & CONSTRUCTION

Fremont County

Transportation Projects

Fiscal Year: 2023

Trans Comm Dist	Project	General Location Detail Location	Begin RM	End RM	Length	Character of Work	Cost \$1,000						
							PE FY	PE	CE & CON	TOTAL	FED	ST	OTH
FY TOTAL:					31.15		\$636	\$15,560	\$16,196	\$14,652	\$1,483	\$60	

Aeronautics Projects

Fiscal Year: 2023

Aero Comm Dist	Project		General Location		Character of Work	Cost \$1,000						
						PE FY	PE	CE & CON	TOTAL	FED	ST	OTH
3	AERO	ALN004A	LANDER		PAVEMENT MAINTENANCE		0	225	225	0	203	23
3	AERO	ARI005A	RIVERTON		PAVEMENT MAINTENANCE		0	765	765	0	689	77
3	AERO	ARI007B	RIVERTON		PAVEMENT REHABILITATION		0	160	160	150	6	4
3	AERO	ARI008A	RIVERTON		PLANNING STUDY		0	427	427	400	16	11
FY TOTAL:							\$0	\$1,577	\$1,577	\$550	\$914	\$115
Grand Total: 2023, Fremont County							\$636	\$17,137	\$17,773	\$15,202	\$2,397	\$175



Wyoming Department of Transportation
5300 Bishop Blvd
Cheyenne, WY 82009

STATE TRANSPORTATION IMPROVEMENT PROJECTS ENGINEERING & CONSTRUCTION

Fremont County

Transportation Projects

Fiscal Year: 2024

Trans Comm Dist	Project		General Location Detail Location	Begin RM	End RM	Length	Character of Work	Cost \$1,000						
								PE FY	PE	CE & CON	TOTAL	FED	ST	OTH
7	STP-GM	0703022	ETHETE TO KINNEAR WY 132	10.00	14.25	4.25	SAFETY IMPROVEMENTS	2021	300	3,000	3,300	3,300	0	0
7	NHPP	N151029	LANDER TO FORT WASHAKIE DIVERSION DAM/US 287	24.17	31.60	7.43	PAVEMENT RESURFACE	2021	175	4,084	4,259	4,259	0	0
7	STP-E	N151031	FORT WASHAKIE US 287/SHIPTON RD TO ETHETE RD PATHWAY	14.75	15.43	0.68	COMMUNITY DEVELOPMENT	2021	40	440	480	480	0	0
7	NHPP	N203074	RIVERTON TO SHOSHONI HONOR FARM SECTION/US 26/WY 789	106.34	109.60	3.26	PAVEMENT RESURFACE	2022	215	5,383	5,598	5,066	532	0
7	STP	N302058	DUBOIS TO DIVERSION DAM CHECK STATION EAST/US 26/287	67.25	72.07	4.82	PAVEMENT RESURFACE	2021	108	3,087	3,196	2,891	304	0
5	NHPP	N303059	DUBOIS TO RIVERTON STRUCTURE NO. BYV/US 26	102.78	102.78	0.00	DRAINAGE REPAIR	2019	227	2,573	2,800	2,534	266	0
5	HSIP	N303063	RIVERTON MAIN AND W 5TH/MAIN AND W 8TH SIGNALWORK	132.65	132.65	0.00	TRAFFIC SYSTEMS	2021	70	770	840	760	80	0



Wyoming Department of Transportation
5300 Bishop Blvd
Cheyenne, WY 82009

STATE TRANSPORTATION IMPROVEMENT PROJECTS ENGINEERING & CONSTRUCTION

Fremont County

Transportation Projects

Fiscal Year: 2024

Trans Comm Dist	Project		General Location Detail Location	Begin RM	End RM	Length	Character of Work	Cost \$1,000						
								PE FY	PE	CE & CON	TOTAL	FED	ST	OTH
7	SCP-TC	P142052	FARSON TO LANDER SOUTH PASS/BEAVER CREEK/WY 28	51.14	57.04	5.90	PAVEMENT RESURFACE	2021	108	3,087	3,196	98	3,098	0
FY TOTAL:						26.34			\$1,243	\$22,424	\$23,669	\$19,388	\$4,280	\$0

Aeronautics Projects

Fiscal Year: 2024

Aero Comm Dist	Project		General Location		Character of Work	Cost \$1,000						
						PE FY	PE	CE & CON	TOTAL	FED	ST	OTH
3	AERO	ADU005A	DUBOIS		PLANNING STUDY		0	333	333	300	20	13
3	AERO	ARI007C	RIVERTON		PAVEMENT REHABILITATION		0	1,547	1,547	1,450	58	39
FY TOTAL:							\$0	\$1,880	\$1,880	\$1,750	\$78	\$52

Grand Total: 2024, Fremont County

\$1,243 \$24,304 \$25,549 \$21,138 \$4,358 \$52



Wyoming Department of Transportation
5300 Bishop Blvd
Cheyenne, WY 82009

STATE TRANSPORTATION IMPROVEMENT PROJECTS ENGINEERING & CONSTRUCTION

Fremont County

Transportation Projects

Fiscal Year: 2025

Trans Comm Dist	Project		General Location Detail Location	Begin RM	End RM	Length	Character of Work	Cost \$1,000						
								PE FY	PE	CE & CON	TOTAL	FED	ST	OTH
7	NHPP	N151030	LANDER TO FORT WASHAKIE MILFORD SECTION/US 287/STRUCTURE NO. BSM	2.00	10.00	8.00	PAVEMENT REHABILITATION	2020	194	4,644	4,838	4,378	460	0
7	NHPP	N203078	LANDER TO HUDSON WY 789	82.28	90.38	8.10	PAVEMENT REHABILITATION	2020	720	5,470	6,190	5,601	589	0
7	NHPP	N302059	MORAN JUNCTION TO DUBOIS DUBOIS WEST/US 26/287	49.00	54.16	5.16	PAVEMENT REHABILITATION	2020	160	4,198	4,358	3,943	414	0
FY TOTAL:						21.26			\$1,074	\$14,312	\$15,386	\$13,922	\$1,463	\$0

Aeronautics Projects

Fiscal Year: 2025

Aero Comm Dist	Project		General Location		Character of Work	Cost \$1,000						
						PE FY	PE	CE & CON	TOTAL	FED	ST	OTH
3	AERO	ALN008A	LANDER		PAVEMENT RECONSTRUCTION		0	333	333	300	20	13
3	AERO	ARI011A	RIVERTON		PAVEMENT EXPANSION		0	459	459	430	17	11
FY TOTAL:							\$0	\$792	\$792	\$730	\$37	\$24
Grand Total: 2025, Fremont County							\$1,074	\$15,104	\$16,178	\$14,652	\$1,500	\$24



Wyoming Department of Transportation
5300 Bishop Blvd
Cheyenne, WY 82009

STATE TRANSPORTATION IMPROVEMENT PROJECTS ENGINEERING & CONSTRUCTION

Fremont County

Transportation Projects

Fiscal Year: 2026

Trans Comm Dist	Project		General Location Detail Location	Begin RM	End RM	Length	Character of Work	Cost \$1,000						
								PE FY	PE	CE & CON	TOTAL	FED	ST	OTH
7	STP	0706011	KINNEAR TO PAVILLION WY 133	0.00	6.07	6.07	PAVEMENT REHABILITATION	2023	191	2,680	2,872	2,598	273	0
7	NHPP	N202077	LANDER TO JEFFREY CITY US 287/789	12.79	23.39	10.60	PAVEMENT REHABILITATION	2023	366	5,349	5,714	5,171	543	0
7	NHPP	N302061	DUBOIS US US 26/287	69.10	69.10	0.00	DRAINAGE REPAIR	2023	68	995	1,063	963	101	0
7	NHPP	N342054	WALTMAN TO SHOSHONI US 20/26	68.35	99.00	30.65	PAVEMENT RESURFACE	2025	155	4,115	4,270	3,864	406	0
7	STP	P142054	FARSON TO LANDER WINDY SECTION/WY 28	57.04	59.65	2.61	PAVEMENT REHABILITATION	2021	220	3,212	3,432	3,106	326	0
7	STP	P142055	FARSON TO LANDER ROCK SHOP SECTION/WY 28	41.70	45.00	3.30	SAFETY IMPROVEMENTS	2021	362	3,982	4,344	3,931	413	0
FY TOTAL:						53.23			\$1,362	\$20,333	\$21,695	\$19,633	\$2,062	\$0



Wyoming Department of Transportation
5300 Bishop Blvd
Cheyenne, WY 82009

STATE TRANSPORTATION IMPROVEMENT PROJECTS ENGINEERING & CONSTRUCTION

Fremont County

Aeronautics Projects

Fiscal Year: 2026

Aero Comm Dist	Project		General Location		Character of Work	Cost \$1,000						
						PE FY	PE	CE & CON	TOTAL	FED	ST	OTH
3	AERO	ADU013A	DUBOIS		PAVEMENT EXPANSION		0	667	667	600	40	27
FY TOTAL:							\$0	\$667	\$667	\$600	\$40	\$27
Grand Total: 2026, Fremont County							\$1,362	\$21,000	\$22,362	\$20,233	\$2,102	\$27



Wyoming Department of Transportation
5300 Bishop Blvd
Cheyenne, WY 82009

STATE TRANSPORTATION IMPROVEMENT PROJECTS ENGINEERING & CONSTRUCTION

Fremont County

Transportation Projects

Fiscal Year: 2027

Trans Comm Dist	Project		General Location Detail Location	Begin RM	End RM	Length	Character of Work	Cost \$1,000						
								PE FY	PE	CE & CON	TOTAL	FED	ST	OTH
7	STP	0701005	LANDER TO SINKS CANYON WY 131	1.75	9.00	7.25	PAVEMENT REHABILITATION	2024	209	3,082	3,291	2,978	313	0
7	STP	0707008	RIVERTON MISSOURI VALLEY ROAD/WY 134 SHELF	9.16	15.25	6.09	PAVEMENT REHABILITATION	2021	135	3,451	3,587	3,245	341	0
7	NHPP	N203075	HUDSON TO RIVERTON RIVERTON SOUTH/WY 789 SHELF	97.20	100.88	3.68	PAVEMENT REHABILITATION	2021	105	1,793	1,898	1,717	180	0
7	NHPP	N303064	RIVERTON US 26	130.70	133.14	2.44	PAVEMENT REHABILITATION	2022	182	2,680	2,863	2,590	272	0
7	NHPP	N303065	DUBOIS TO RIVERTON US 26	104.68	112.98	8.30	PAVEMENT REHABILITATION	2024	273	4,020	4,293	3,885	408	0
7	STP	P142053	LANDER TO FARSON SOUTH PASS/WY 28 SHELF	51.14	56.63	5.49	SAFETY IMPROVEMENTS	2020	50	2,813	2,864	2,591	272	0
FY TOTAL:						33.25			\$954	\$17,839	\$18,796	\$17,006	\$1,786	\$0
Grand Total: 2027, Fremont County									\$954	\$17,839	\$18,796	\$17,006	\$1,786	\$0



Wyoming Department of Transportation
5300 Bishop Blvd
Cheyenne, WY 82009

STATE TRANSPORTATION IMPROVEMENT PROJECTS ENGINEERING & CONSTRUCTION

Fremont County

Transportation Projects

Fiscal Year: Future Year

Trans Comm Dist	Project		General Location Detail Location	Begin RM	End RM	Length	Character of Work	Cost \$1,000						
								PE FY	PE	CE & CON	TOTAL	FED	ST	OTH
7	NHPP	N342047	WALTMAN TO SHOSHONI US 20/26	74.90	99.00	24.10	ADDITIONAL LANES	2017	171	9,538	9,709	8,786	923	0
7	NHPP	N342048	SHOSHONI TO THERMOPOLIS US 20/WY 789	109.60	112.30	2.70	ADDITIONAL LANES	2017	200	3,985	4,185	3,787	398	0
7	NHPP	N342052	WALTMAN TO SHOSHONI US 20/26	74.40	99.00	24.60	PAVEMENT RESURFACE	2020	74	5,773	5,848	5,291	556	0
FY TOTAL:						51.40			\$445	\$19,296	\$19,742	\$17,864	\$1,877	\$0
Grand Total: Future Year, Fremont County									\$445	\$19,296	\$19,742	\$17,864	\$1,877	\$0



Wyoming Department of Transportation
5300 Bishop Blvd
Cheyenne, WY 82009


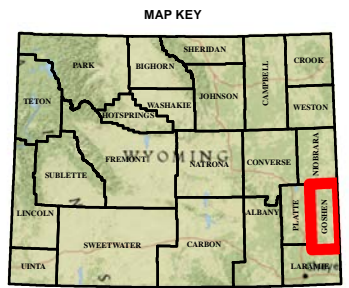
STATE TRANSPORTATION IMPROVEMENT PROJECTS COUNTY TOTAL

County		Transportation Projects	Capital Improvement Projects	Communications Projects	Transit Projects	Aeronautics Projects	Total
Fremont	2022	\$28,279,000	\$0	\$0	\$2,994,000	\$8,761,000	\$40,034,000
	2023	\$16,196,000	\$0	\$0	\$0	\$1,577,000	\$17,773,000
	2024	\$23,669,000	\$0	\$0	\$0	\$1,880,000	\$25,549,000
	2025	\$15,386,000	\$0	\$0	\$0	\$792,000	\$16,178,000
	2026	\$21,695,000	\$0	\$0	\$0	\$667,000	\$22,362,000
	2027	\$18,796,000	\$0	\$0	\$0	\$0	\$18,796,000
	Future Year	\$19,742,000	\$0	\$0	\$0	\$0	\$19,742,000
	Total	\$143,763,000	\$0	\$0	\$2,994,000	\$13,677,000	\$160,434,000

GOSHEN COUNTY

Key to FY 2022 STIP

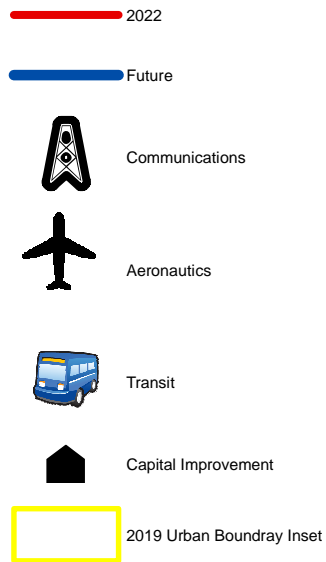
- 2022
- Future
- Communications
- Aeronautics
- Transit
- Capital Improvement
- Urban Boundray Inset



Torrington

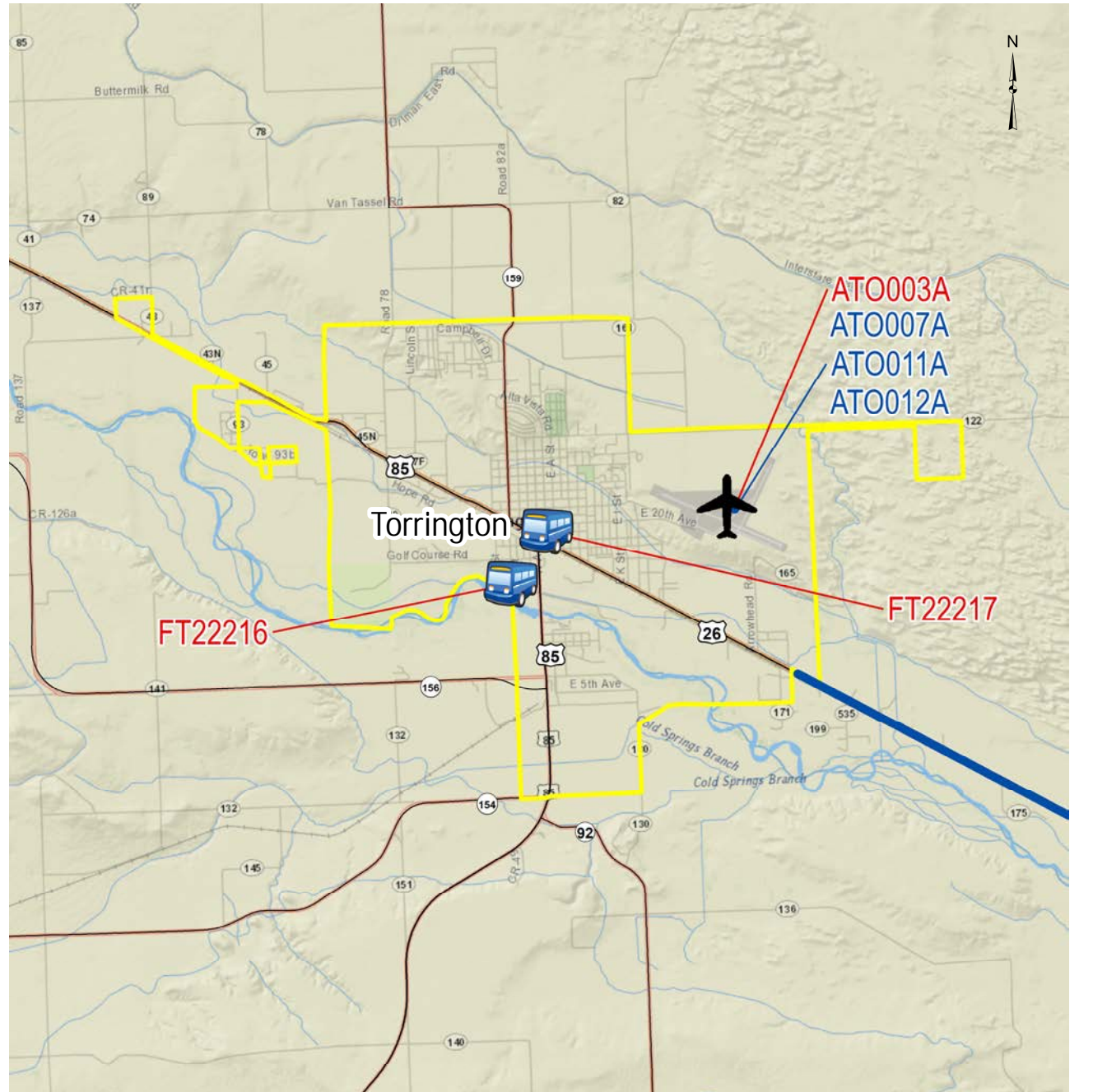
INSET

Key to FY 2022 STIP



1:83,350 Map Extent

MAP KEY





Wyoming Department of Transportation
5300 Bishop Blvd
Cheyenne, WY 82009

STATE TRANSPORTATION IMPROVEMENT PROJECTS ENGINEERING & CONSTRUCTION

Goshen County

Transportation Projects

Fiscal Year: 2022

Trans Comm Dist	Project		General Location Detail Location	Begin RM	End RM	Length	Character of Work	Cost \$1,000						
								PE FY	PE	CE & CON	TOTAL	FED	ST	OTH
1	RHC	0803142	YODER WY154/UPRR DOT 816341A	20.38	20.38	0.00	RAILROAD	2021	10	280	290	145	5	140
1	CD	CD21203	LA GRANGE PATHWAY/WY 151 TO 2ND AVE NEAR E ST LPA-TOWN OF LAGRANGE	100.22	100.25	0.03	COMMUNITY DEVELOPMENT	2021	23	518	541	432	0	108
1	HRRR	HR21201	GOSHEN COUNTY VARIOUS COUNTY ROADS/GUARDRAIL & DELINEATORS LPA-GOSHEN COUNTY	4.00	4.00	0.00	SAFETY IMPROVEMENTS		0	100	100	90	0	10
FY TOTAL:						0.03			\$33	\$898	\$931	\$667	\$5	\$258

Transit Projects

Fiscal Year: 2022

Trans Comm Dist	Project		General Location Eligible Provider	Funding Source	Character of Work	Cost \$1,000						
						PE FY	PE	CE & CON	TOTAL	FED	ST	OTH
1	FTA	FT22216	TORRINGTON DIVERSIFIED SERVICES, INC.	STATE	OPERATING/ADMIN/MAINT		0	59	59	0	40	20
1	FTA	FT22217	TORRINGTON GOSHEN COUNTY SENIOR FRIENDSHIP CENTER	5311	OPERATING/ADMIN/MAINT		0	232	232	155	0	77
FY TOTAL:							\$0	\$291	\$291	\$155	\$40	\$97



Wyoming Department of Transportation
5300 Bishop Blvd
Cheyenne, WY 82009

STATE TRANSPORTATION IMPROVEMENT PROJECTS ENGINEERING & CONSTRUCTION

Goshen County

Aeronautics Projects

Fiscal Year: 2022

Aero Comm Dist	Project		General Location		Character of Work	Cost \$1,000						
						PE FY	PE	CE & CON	TOTAL	FED	ST	OTH
1	AERO	ATO003A	TORRINGTON		PAVEMENT MAINTENANCE		0	150	150	0	135	15
FY TOTAL:							\$0	\$150	\$150	\$0	\$135	\$15
Grand Total: 2022, Goshen County							\$33	\$1,339	\$1,372	\$822	\$180	\$370

Transportation Projects

Fiscal Year: 2023

Trans Comm Dist	Project		General Location Detail Location	Begin RM	End RM	Length	Character of Work	Cost \$1,000						
								PE FY	PE	CE & CON	TOTAL	FED	ST	OTH
1	NHPP	N283012	TORRINGTON TO NEBRASKA US 26	50.71	56.17	5.46	PAVEMENT REHABILITATION	2020	117	2,697	2,814	2,546	268	0
FY TOTAL:						5.46			\$117	\$2,697	\$2,814	\$2,546	\$268	\$0

Aeronautics Projects

Fiscal Year: 2023

Aero Comm Dist	Project		General Location		Character of Work	Cost \$1,000						
						PE FY	PE	CE & CON	TOTAL	FED	ST	OTH
1	AERO	ATO007A	TORRINGTON		BUILDINGS		0	500	500	450	30	20
FY TOTAL:							\$0	\$500	\$500	\$450	\$30	\$20
Grand Total: 2023, Goshen County							\$117	\$3,197	\$3,314	\$2,996	\$298	\$20



Wyoming Department of Transportation
5300 Bishop Blvd
Cheyenne, WY 82009

STATE TRANSPORTATION IMPROVEMENT PROJECTS ENGINEERING & CONSTRUCTION

Goshen County

Transportation Projects

Fiscal Year: 2024

Trans Comm Dist	Project		General Location Detail Location	Begin RM	End RM	Length	Character of Work	Cost \$1,000						
								PE FY	PE	CE & CON	TOTAL	FED	ST	OTH
1	NHPP	N853098	CHEYENNE TO HAWK SPRINGS HAWK SPRINGS SOUTH/US 85	66.30	72.30	6.00	PAVEMENT REHABILITATION	2022	219	2,899	3,118	2,821	296	0
FY TOTAL:								6.00	219	2,899	3,118	2,821	296	0
Grand Total: 2024, Goshen County								219	2,899	3,118	2,821	296	0	

Transportation Projects

Fiscal Year: 2025

Trans Comm Dist	Project		General Location Detail Location	Begin RM	End RM	Length	Character of Work	Cost \$1,000						
								PE FY	PE	CE & CON	TOTAL	FED	ST	OTH
2	NHPP	N272018	GUERNSEY TO FORT LARAMIE US 26	20.01	23.22	3.21	PAVEMENT REHABILITATION	2022	476	6,615	7,090	6,416	674	0
FY TOTAL:						3.21			\$476	\$6,615	\$7,090	\$6,416	\$674	\$0

Aeronautics Projects

Fiscal Year: 2025

Aero Comm Dist	Project		General Location		Character of Work	Cost \$1,000								
						PE FY	PE	CE & CON	TOTAL	FED	ST	OTH		
1	AERO	ATO011A	TORRINGTON		AIRPORT LIGHTING OR SIGNAGE		0	500	500	450	30	20		
FY TOTAL:									\$0	\$500	\$500	\$450	\$30	\$20
Grand Total: 2025, Goshen County							\$476	\$7,115	\$7,590	\$6,866	\$704	\$20		



Wyoming Department of Transportation
5300 Bishop Blvd
Cheyenne, WY 82009

STATE TRANSPORTATION IMPROVEMENT PROJECTS ENGINEERING & CONSTRUCTION

Goshen County

Transportation Projects

Fiscal Year: 2026

Trans Comm Dist	Project		General Location Detail Location	Begin RM	End RM	Length	Character of Work	Cost \$1,000						
								PE FY	PE	CE & CON	TOTAL	FED	ST	OTH
1	STP	0802192	HUNTLEY TABLE MOUNTAIN ROAD/WY 158	0.00	8.02	8.02	PAVEMENT RESURFACE	2023	49	2,553	2,602	2,354	247	0
1	STP	0811005	YODER TO HUNTLEY WY 161	0.00	7.03	7.03	PAVEMENT REHABILITATION	2022	342	5,000	5,342	4,834	508	0
1	NHPP	N853099	MERIDEN TO HAWK SPRINGS BEAR CREEK SECTION/US 85	56.65	66.00	9.35	PAVEMENT REHABILITATION	2023	759	11,078	11,837	10,712	1,126	0
FY TOTAL:						24.40			\$1,150	\$18,631	\$19,781	\$17,900	\$1,881	\$0

Aeronautics Projects

Fiscal Year: 2026

Aero Comm Dist	Project		General Location		Character of Work	Cost \$1,000						
						PE FY	PE	CE & CON	TOTAL	FED	ST	OTH
1	AERO	ATO012A	TORRINGTON		PAVEMENT MAINTENANCE		0	300	300	0	270	30
FY TOTAL:							\$0	\$300	\$300	\$0	\$270	\$30
Grand Total: 2026, Goshen County							\$1,150	\$18,931	\$20,081	\$17,900	\$2,151	\$30



Wyoming Department of Transportation
5300 Bishop Blvd
Cheyenne, WY 82009

STATE TRANSPORTATION IMPROVEMENT PROJECTS ENGINEERING & CONSTRUCTION

Goshen County

Transportation Projects

Fiscal Year: 2027

Trans Comm Dist	Project		General Location Detail Location	Begin RM	End RM	Length	Character of Work	Cost \$1,000						
								PE FY	PE	CE & CON	TOTAL	FED	ST	OTH
1	SCP-TC	0803141	VETERAN TO YODER VETERAN ROAD/WY 154	14.10	23.12	9.02	PAVEMENT REHABILITATION	2021	147	3,856	4,004	133	3,870	0
1	NHPP	N853100	LINGLE TO LUSK US 85 (JCT WY 156/157)	102.64	107.84	5.20	PAVEMENT REHABILITATION	2024	545	8,041	8,586	7,770	817	0
FY TOTAL:						14.22			\$692	\$11,897	\$12,590	\$7,903	\$4,687	\$0
Grand Total: 2027, Goshen County									\$692	\$11,897	\$12,590	\$7,903	\$4,687	\$0



Wyoming Department of Transportation
5300 Bishop Blvd
Cheyenne, WY 82009








STATE TRANSPORTATION IMPROVEMENT PROJECTS COUNTY TOTAL

County		Transportation Projects	Capital Improvement Projects	Communications Projects	Transit Projects	Aeronautics Projects	Total
Goshen	2022	\$931,000	\$0	\$0	\$291,000	\$150,000	\$1,372,000
	2023	\$2,814,000	\$0	\$0	\$0	\$500,000	\$3,314,000
	2024	\$3,118,000	\$0	\$0	\$0	\$0	\$3,118,000
	2025	\$7,090,000	\$0	\$0	\$0	\$500,000	\$7,590,000
	2026	\$19,781,000	\$0	\$0	\$0	\$300,000	\$20,081,000
	2027	\$12,590,000	\$0	\$0	\$0	\$0	\$12,590,000
	Total	\$46,324,000	\$0	\$0	\$291,000	\$1,450,000	\$48,065,000

HOTSPRINGS COUNTY




Key to FY 2022 STIP

-  2022
-  Future
-  Communications
-  Aeronautics
-  Transit
-  Capital Improvement
-  Urban Boundray Inset



MAP KEY





Wyoming Department of Transportation
5300 Bishop Blvd
Cheyenne, WY 82009

STATE TRANSPORTATION IMPROVEMENT PROJECTS ENGINEERING & CONSTRUCTION

Hot Springs County

Transit Projects

Fiscal Year: 2022

Trans Comm Dist	Project		General Location Eligible Provider	Funding Source	Character of Work	Cost \$1,000						
						PE FY	PE	CE & CON	TOTAL	FED	ST	OTH
4	FTA	FT22519	THERMOPOLIS HOT SPRINGS COUNTY SENIOR CITIZENS CENTER, INC.	STATE	OPERATING/ADMIN/MAINT		0	81	81	0	50	31
FY TOTAL:							\$0	\$81	\$81	\$0	\$50	\$31
Grand Total: 2022, Hot Springs County							\$0	\$81	\$81	\$0	\$50	\$31

Transportation Projects

Fiscal Year: 2023

Trans Comm Dist	Project		General Location Detail Location	Begin RM	End RM	Length	Character of Work	Cost \$1,000						
								PE FY	PE	CE & CON	TOTAL	FED	ST	OTH
5	HSIP	N343045	THERMOPOLIS TO WORLAND US 20/WY 789	141.78	145.50	3.72	GRADING	2018	100	998	1,098	993	104	0
5	NHPP	N343047	THERMOPOLIS TO KIRBY NORTH THERMOPOLIS US 20/WY 789/STRUCTURE NO. CCC	133.40	139.80	6.40	PAVEMENT REHABILITATION	2020	157	6,280	6,437	5,825	612	0
FY TOTAL:				10.12					\$257	\$7,278	\$7,535	\$6,818	\$716	\$0

Aeronautics Projects

Fiscal Year: 2023

Aero Comm Dist	Project		General Location		Character of Work	Cost \$1,000						
						PE FY	PE	CE & CON	TOTAL	FED	ST	OTH
4	AERO	AHS010A	HOT SPRINGS COUNTY		PLANNING STUDY		0	364	364	0	328	36
FY TOTAL:							\$0	\$364	\$364	\$0	\$328	\$36
Grand Total: 2023, Hot Springs County							\$257	\$7,642	\$7,899	\$6,818	\$1,044	\$36



Wyoming Department of Transportation
5300 Bishop Blvd
Cheyenne, WY 82009

STATE TRANSPORTATION IMPROVEMENT PROJECTS ENGINEERING & CONSTRUCTION

Hot Springs County

Transportation Projects

Fiscal Year: 2024

Trans Comm Dist	Project		General Location Detail Location	Begin RM	End RM	Length	Character of Work	Cost \$1,000						
								PE FY	PE	CE & CON	TOTAL	FED	ST	OTH
5	STP-CR	CN15022	HOT SPRINGS COUNTY COUNTY ROAD 6/BLACK MOUNTAIN ROAD	0.00	0.00	0.00	RECONSTRUCTION	2021	772	9,835	10,607	5,685	0	4,923
5	SCP-TC	N331029	THERMOPOLIS TO MEETEETSE OWL CREEK/WY 120 STRUCTURE NO FBH	3.27	8.30	5.03	PAVEMENT RESURFACE	2021	115	3,293	3,408	104	3,304	0
FY TOTAL:				5.03					\$887	\$13,128	\$14,015	\$5,789	\$3,304	\$4,923

Aeronautics Projects

Fiscal Year: 2024

Aero Comm Dist	Project		General Location		Character of Work	Cost \$1,000						
						PE FY	PE	CE & CON	TOTAL	FED	ST	OTH
4	AERO	AHS013A	THERMOPOLIS		PAVEMENT EXPANSION		0	667	667	600	40	27
FY TOTAL:							\$0	\$667	\$667	\$600	\$40	\$27
Grand Total: 2024, Hot Springs County							\$887	\$13,795	\$14,682	\$6,389	\$3,344	\$4,950

Transportation Projects

Fiscal Year: 2026

Trans Comm Dist	Project		General Location Detail Location	Begin RM	End RM	Length	Character of Work	Cost \$1,000						
								PE FY	PE	CE & CON	TOTAL	FED	ST	OTH
5	NHPP	N343049	SHOSHONI TO THERMOPOLIS US 20/WY 789	116.44	128.32	11.88	PAVEMENT REHABILITATION	2023	270	7,167	7,437	6,730	707	0
FY TOTAL:						11.88			\$270	\$7,167	\$7,437	\$6,730	\$707	\$0



Wyoming Department of Transportation
5300 Bishop Blvd
Cheyenne, WY 82009

STATE TRANSPORTATION IMPROVEMENT PROJECTS ENGINEERING & CONSTRUCTION

Hot Springs County

Aeronautics Projects

Fiscal Year: 2026

Aero Comm Dist	Project		General Location		Character of Work	Cost \$1,000						
						PE FY	PE	CE & CON	TOTAL	FED	ST	OTH
4	AERO	AHS014A	THERMOPOLIS		BUILDINGS		0	333	333	300	20	13
FY TOTAL:							\$0	\$333	\$333	\$300	\$20	\$13
Grand Total: 2026, Hot Springs County							\$270	\$7,500	\$7,770	\$7,030	\$727	\$13

Transportation Projects

Fiscal Year: 2027

Trans Comm Dist	Project		General Location Detail Location	Begin RM	End RM	Length	Character of Work	Cost \$1,000						
								PE FY	PE	CE & CON	TOTAL	FED	ST	OTH
5	STP	0901112	GRASS CREEK WY 171 SHELF	0.00	8.63	8.63	PAVEMENT REHABILITATION	2020	135	3,320	3,455	3,126	329	0
5	NHPP	N331030	THERMOPOLIS WY 120	0.06	1.00	0.94	PAVEMENT REHABILITATION	2022	145	2,144	2,289	2,072	218	0
5	NHPP	N331031	THERMOPOLIS TO MEETEETSE WY 120	38.20	43.10	4.90	PAVEMENT REHABILITATION	2024	257	3,792	4,050	3,665	385	0
FY TOTAL:						14.47			\$537	\$9,256	\$9,794	\$8,863	\$932	\$0
Grand Total: 2027, Hot Springs County									\$537	\$9,256	\$9,794	\$8,863	\$932	\$0



Wyoming Department of Transportation
5300 Bishop Blvd
Cheyenne, WY 82009


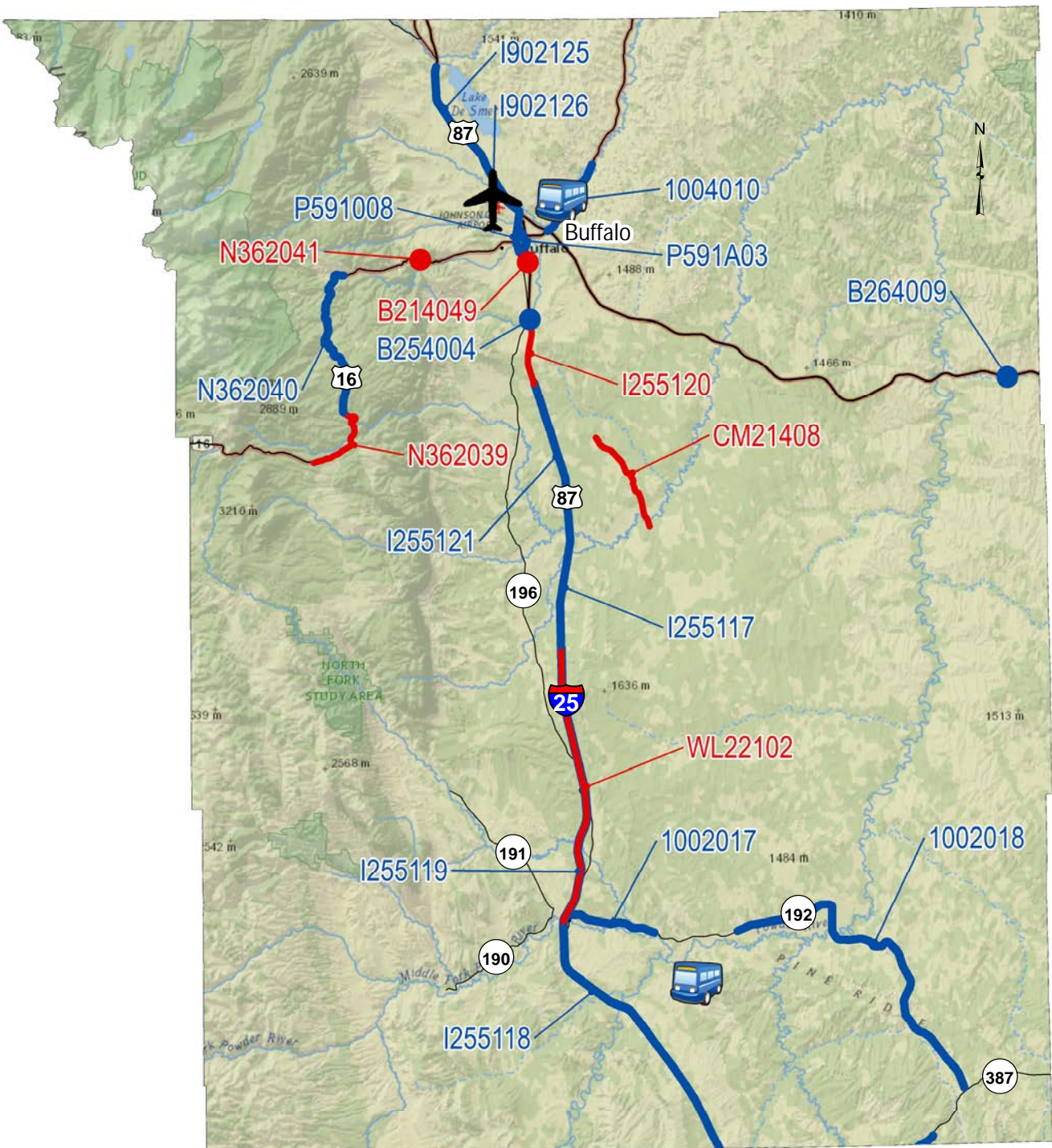
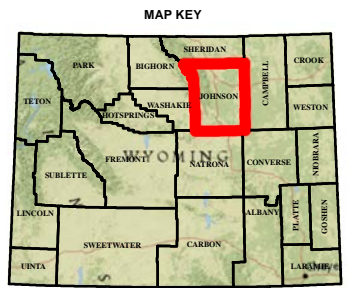
STATE TRANSPORTATION IMPROVEMENT PROJECTS COUNTY TOTAL

County		Transportation Projects	Capital Improvement Projects	Communications Projects	Transit Projects	Aeronautics Projects	Total
Hot Springs	2022	\$0	\$0	\$0	\$81,000	\$0	\$81,000
	2023	\$7,535,000	\$0	\$0	\$0	\$364,000	\$7,899,000
	2024	\$14,015,000	\$0	\$0	\$0	\$667,000	\$14,682,000
	2026	\$7,437,000	\$0	\$0	\$0	\$333,000	\$7,770,000
	2027	\$9,794,000	\$0	\$0	\$0	\$0	\$9,794,000
	Total	\$38,781,000	\$0	\$0	\$81,000	\$1,364,000	\$40,226,000

JOHNSON COUNTY

Key to FY 2022 STIP

- 2022
- Future
- Communications
- Aeronautics
- Transit
- Capital Improvement
- Urban Boundray Inset





Wyoming Department of Transportation
5300 Bishop Blvd
Cheyenne, WY 82009

STATE TRANSPORTATION IMPROVEMENT PROJECTS ENGINEERING & CONSTRUCTION

Johnson County

Transportation Projects

Fiscal Year: 2022

Trans Comm Dist	Project		General Location Detail Location	Begin RM	End RM	Length	Character of Work	Cost \$1,000						
								PE FY	PE	CE & CON	TOTAL	FED	ST	OTH
4	CM	CM21408	JOHNSON COUNTY VAROUS COUNTY ROADS LPA-JOHNSON COUNTY	8.00	15.00	7.00	ENVIRONMENTAL		0	533	533	427	0	107
4	NHPPI	I255120	KAYCEE TO BUFFALO TRABING ROAD SECTION/I-25 STRUCTURE NO. ALI, ALJ, ALK	289.53	293.83	4.30	PAVEMENT REHABILITATION	2020	372	4,171	4,543	4,215	329	0
4	NHPP	N362039	TEN SLEEP TO BUFFALO US 16	63.35	68.98	5.63	PAVEMENT REHABILITATION	2020	322	3,863	4,185	3,787	398	0
4	NHPP	N362041	TEN SLEEP TO BUFFALO US 16	85.40	85.40	0.00	SAFETY IMPROVEMENTS		50	578	628	568	60	0
4	SCP	WL22102	KAYCEE TO BUFFALO WILDLIFE FENCING	253.67	271.88	18.21	FENCING	2020	220	0	220	0	220	0
FY TOTAL:						35.14			\$964	\$9,145	\$10,109	\$8,997	\$1,007	\$107



Wyoming Department of Transportation
5300 Bishop Blvd
Cheyenne, WY 82009

STATE TRANSPORTATION IMPROVEMENT PROJECTS ENGINEERING & CONSTRUCTION

Johnson County

Transit Projects

Fiscal Year: 2022

Trans Comm Dist	Project		General Location Eligible Provider	Funding Source	Character of Work	Cost \$1,000						
						PE FY	PE	CE & CON	TOTAL	FED	ST	OTH
2	FTA	FT22420	BUFFALO BUFFALO SENIOR CENTER, INC.	5311	OPERATING/ADMIN/MAINT		0	150	150	100	0	49
FY TOTAL:							\$0	\$150	\$150	\$100	\$0	\$49
Grand Total: 2022, Johnson County							\$964	\$9,295	\$10,259	\$9,097	\$1,007	\$156

Transportation Projects

Fiscal Year: 2023

Trans Comm Dist	Project		General Location Detail Location	Begin RM	End RM	Length	Character of Work	Cost \$1,000						
								PE FY	PE	CE & CON	TOTAL	FED	ST	OTH
4	NHPPI	I255117	KAYCEE TO BUFFALO DISTRICT BOUNDARY NORTH/I-25. STRUCTURE NO. AKW, AKX, AKY, ALA, ALB	272.11	279.79	7.68	PAVEMENT REHABILITATION	2019	425	8,304	8,729	8,097	632	0
FY TOTAL:							7.68		\$425	\$8,304	\$8,729	\$8,097	\$632	\$0
Grand Total: 2023, Johnson County									\$425	\$8,304	\$8,729	\$8,097	\$632	\$0



Wyoming Department of Transportation
5300 Bishop Blvd
Cheyenne, WY 82009

STATE TRANSPORTATION IMPROVEMENT PROJECTS ENGINEERING & CONSTRUCTION

Johnson County

Transportation Projects

Fiscal Year: 2024

Trans Comm Dist	Project		General Location Detail Location	Begin RM	End RM	Length	Character of Work	Cost \$1,000						
								PE FY	PE	CE & CON	TOTAL	FED	ST	OTH
4	NHPPI	I255118	CASPER TO KAYCEE TTT SECTION/I-25 SOUTHBOUND LANE STRUCTURE NO. AJU, AJW, AJZ, AKB, AKD, AKF	244.00	253.07	9.07	PAVEMENT REHABILITATION	2015	966	11,532	12,497	11,592	905	0
4	STP	P591008	BUFFALO I-25/I-90 INTERCHANGE/STRUCTURE NO. AXY, BMQ WY 196 JUNCTION/US 16	298.02	301.34	3.32	PAVEMENT REHABILITATION	2019	166	6,694	6,860	6,207	652	0
4	ARSCT	P591A03	BUFFALO ROCK CREEK RD/NORTH AND SOUTH BY-PASS RD	0.00	1.98	1.98	PAVEMENT REHABILITATION		91	999	1,090	0	0	1,090
FY TOTAL:						14.37			\$1,223	\$19,225	\$20,447	\$17,799	\$1,557	\$1,090

Aeronautics Projects

Fiscal Year: 2024

Aero Comm Dist	Project		General Location		Character of Work	Cost \$1,000						
						PE FY	PE	CE & CON	TOTAL	FED	ST	OTH
5	AERO	ABY007A	BUFFALO		PAVEMENT MAINTENANCE		0	211	211	0	190	21
5	AERO	ABY009A	BUFFALO		PAVEMENT REHABILITATION		0	667	667	600	40	27
5	AERO	ABY009B	BUFFALO		PAVEMENT REHABILITATION		0	375	375	0	300	75
FY TOTAL:							\$0	\$1,253	\$1,253	\$600	\$530	\$123
Grand Total: 2024, Johnson County							\$1,223	\$20,478	\$21,700	\$18,399	\$2,087	\$1,213



Wyoming Department of Transportation
5300 Bishop Blvd
Cheyenne, WY 82009

STATE TRANSPORTATION IMPROVEMENT PROJECTS ENGINEERING & CONSTRUCTION

Johnson County

Transportation Projects

Fiscal Year: 2025

Trans Comm Dist	Project		General Location Detail Location	Begin RM	End RM	Length	Character of Work	Cost \$1,000							
								PE FY	PE	CE & CON	TOTAL	FED	ST	OTH	
4	STP	1004010	BUFFALO TO UCROSS US 16	2.12	7.40	5.28	PAVEMENT REHABILITATION	2022	242	2,662	2,904	2,628	276	0	
4	NHPPI	I902125	SHERIDAN TO BUFFALO SHELL CREEK INTERCHANGE/I-90 EASTBOUND AND WESTBOUND LANES STRUCTURE BCW WBL	45.14	50.75	5.61	PAVEMENT REHABILITATION	2022	829	11,743	12,572	11,662	910	0	
FY TOTAL:								10.89		\$1,071	\$14,405	\$15,476	\$14,290	\$1,186	\$0

Aeronautics Projects

Fiscal Year: 2025

Aero Comm Dist	Project		General Location		Character of Work	Cost \$1,000						
						PE FY	PE	CE & CON	TOTAL	FED	ST	OTH
5	AERO	ABY009C	BUFFALO		PAVEMENT REHABILITATION		0	1,458	1,458	0	1,167	292
FY TOTAL:							\$0	\$1,458	\$1,458	\$0	\$1,167	\$292
Grand Total: 2025, Johnson County							\$1,071	\$15,863	\$16,934	\$14,290	\$2,353	\$292



Wyoming Department of Transportation
5300 Bishop Blvd
Cheyenne, WY 82009

STATE TRANSPORTATION IMPROVEMENT PROJECTS ENGINEERING & CONSTRUCTION

Johnson County

Transportation Projects

Fiscal Year: 2026

Trans Comm Dist	Project		General Location Detail Location	Begin RM	End RM	Length	Character of Work	Cost \$1,000						
								PE FY	PE	CE & CON	TOTAL	FED	ST	OTH
4	NHPPI	I255121	KAYCEE TO BUFFALO MIDDLE FORK SECTION/NORTHBOUND AND SOUTHBOUND LANES/I-25	279.71	289.58	9.87	PAVEMENT RESURFACE	2022	226	3,297	3,523	3,268	255	0
4	NHPP	N362040	BUFFALO TO TEN SLEEP US 16	68.96	80.09	11.13	PAVEMENT REHABILITATION	2023	636	9,292	9,928	8,984	944	0
FY TOTAL:						21.00			\$862	\$12,589	\$13,451	\$12,252	\$1,199	\$0
Grand Total: 2026, Johnson County									\$862	\$12,589	\$13,451	\$12,252	\$1,199	\$0



Wyoming Department of Transportation
5300 Bishop Blvd
Cheyenne, WY 82009

STATE TRANSPORTATION IMPROVEMENT PROJECTS ENGINEERING & CONSTRUCTION

Johnson County

Transportation Projects

Fiscal Year: 2027

Trans Comm Dist	Project		General Location Detail Location	Begin RM	End RM	Length	Character of Work	Cost \$1,000						
								PE FY	PE	CE & CON	TOTAL	FED	ST	OTH
4	STP	1002017	KAYCEE TO LINCH WY 192	0.00	5.80	5.80	PAVEMENT REHABILITATION	2020	144	5,051	5,195	4,700	494	0
4	STP	1002018	KAYCEE TO LINCH WY 192	11.60	35.40	23.80	PAVEMENT RESURFACE	2025	444	6,542	6,986	6,321	664	0
4	NHPPI	I255119	CASPER TO BUFFALO KAYCEE AREA/I-25 SHELF	243.88	271.93	28.05	DRAINAGE REPAIR	2020	200	4,400	4,600	4,267	333	0
4	NHPPI	I902126	SHERIDAN TO BUFFALO I-90/EASTBOUND AND WESTBOUND LANES/STRUCTURE NO. BDB, BDC	50.75	56.40	5.65	PAVEMENT REHABILITATION	2022	1,006	14,824	15,830	14,683	1,146	0
FY TOTAL:						63.30			\$1,794	\$30,817	\$32,611	\$29,971	\$2,637	\$0

Aeronautics Projects

Fiscal Year: 2027

Aero Comm Dist	Project		General Location		Character of Work	Cost \$1,000						
						PE FY	PE	CE & CON	TOTAL	FED	ST	OTH
5	AERO	ABY005A	BUFFALO		PAVEMENT REHABILITATION		0	333	333	300	20	13
FY TOTAL:							\$0	\$333	\$333	\$300	\$20	\$13
Grand Total: 2027, Johnson County							\$1,794	\$31,150	\$32,944	\$30,271	\$2,657	\$13



Wyoming Department of Transportation
5300 Bishop Blvd
Cheyenne, WY 82009


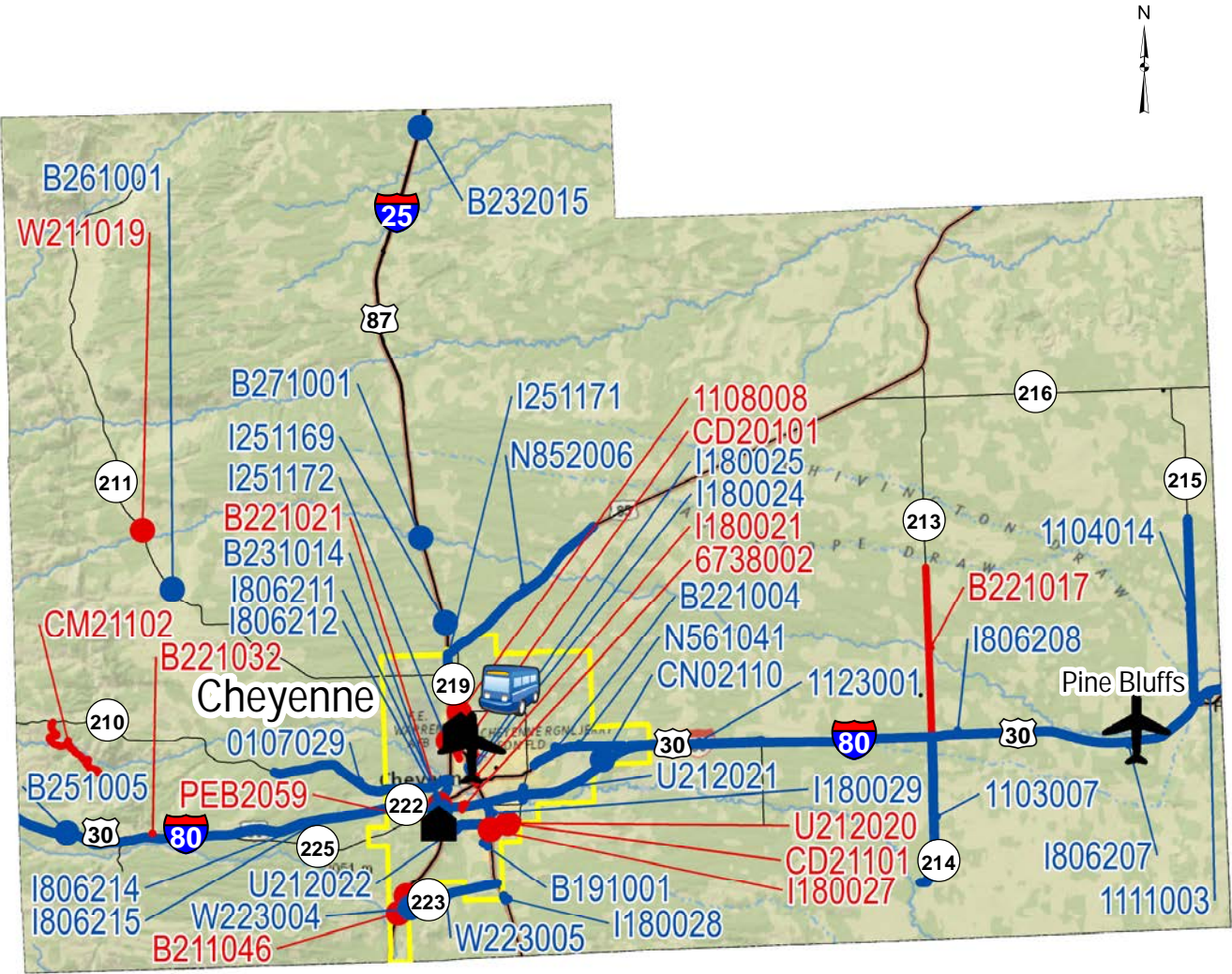
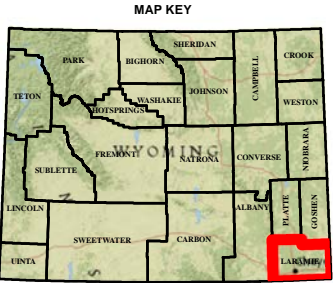
STATE TRANSPORTATION IMPROVEMENT PROJECTS COUNTY TOTAL

County		Transportation Projects	Capital Improvement Projects	Communications Projects	Transit Projects	Aeronautics Projects	Total
Johnson	2022	\$10,109,000	\$0	\$0	\$150,000	\$0	\$10,259,000
	2023	\$8,729,000	\$0	\$0	\$0	\$0	\$8,729,000
	2024	\$20,447,000	\$0	\$0	\$0	\$1,253,000	\$21,700,000
	2025	\$15,476,000	\$0	\$0	\$0	\$1,458,000	\$16,934,000
	2026	\$13,451,000	\$0	\$0	\$0	\$0	\$13,451,000
	2027	\$32,611,000	\$0	\$0	\$0	\$333,000	\$32,944,000
	Total	\$100,823,000	\$0	\$0	\$150,000	\$3,044,000	\$104,017,000

LARAMIE COUNTY

Key to FY 2022 STIP

- 2022
- Future
- Communications
- Aeronautics
- Transit
- Capital Improvement
- Urban Boundray Inset





Wyoming Department of Transportation
5300 Bishop Blvd
Cheyenne, WY 82009

STATE TRANSPORTATION IMPROVEMENT PROJECTS ENGINEERING & CONSTRUCTION

Laramie County

Transportation Projects

Fiscal Year: 2022

Trans Comm Dist	Project		General Location Detail Location	Begin RM	End RM	Length	Character of Work	Cost \$1,000						
								PE FY	PE	CE & CON	TOTAL	FED	ST	OTH
1	HSIP	1108008	CHEYENNE YELLOWSTONE ROAD-FOUR MILE ROAD WY 219	1.99	1.99	0.00	TRAFFIC SYSTEMS	2019	27	813	840	760	80	0
1	STP	6738002	CHEYENNE PARSLEY BOULEVARD/I-80 STRUCTURE NO. AZD	0.79	1.08	0.29	BRIDGE REPLACEMENT	2018	80	5,345	5,425	4,909	516	0
1	STP-BR	B221021	TRANSPORTATION DISTRICT 1 I-25/STRUCTURE NO. AAV, AAW	9.14	9.14	0.00	STRUCTURE REPAIR	2019	52	1,714	1,766	1,598	168	0
1	SCP-PM	B221032	TRANSPORTATION DISTRICT 1 I 80 SERVICE RD/WARREN TO HARRIMAN	0.00	3.13	3.13	PAVEMENT MAINTENANCE	2021	1	19	20	0	20	0
1	CD	CD20101	CHEYENNE PATHWAY CAREY AVENUE TO KENNEDY ROAD LPA-CITY OF CHEYENNE	102.70	103.25	0.55	COMMUNITY DEVELOPMENT	2020	41	500	541	433	0	108
1	CD	CD21101	CHEYENNE COLLEGE DRIVE/LCCC TO SWEETGRASS DEVELOPMENT PATHWAY UNDERPASS LPA-CITY OF CHEYENNE	3.64	3.64	0.00	COMMUNITY DEVELOPMENT		0	625	625	500	0	125
1	CM	CM21102	LARAMIE COUNTY VARIOUS COUNTY ROADS LPA-LARAMIE COUNTY	0.00	5.30	5.30	ENVIRONMENTAL		0	168	168	135	0	34



Wyoming Department of Transportation
5300 Bishop Blvd
Cheyenne, WY 82009

STATE TRANSPORTATION IMPROVEMENT PROJECTS ENGINEERING & CONSTRUCTION

Laramie County

Transportation Projects

Fiscal Year: 2022

Trans Comm Dist	Project		General Location Detail Location	Begin RM	End RM	Length	Character of Work	Cost \$1,000						
								PE FY	PE	CE & CON	TOTAL	FED	ST	OTH
1	STP	I180021	CHEYENNE WARREN AVENUE/LINCOLNWAY-24TH STREET I-180	9.76	10.30	0.54	PAVEMENT REHABILITATION	2018	165	3,558	3,723	3,369	354	0
1	STP	I180027	CHEYENNE SOUTH GREELEY HIGHWAY/US 85	7.00	7.00	0.00	DRAINAGE REPAIR	2019	30	345	375	339	36	0
1	STP	U212020	CHEYENNE COLLEGE DRIVE/PEDESTRIAN UNDERPASS	3.50	4.20	0.70	COMMUNITY DEVELOPMENT	2020	160	1,760	1,920	190	151	1,579
1	RHC-P	W211019	LARAMIE COUNTY WY 211/BNSF 245528S	20.89	20.89	0.00	RAILROAD		0	275	275	248	0	28
FY TOTAL:						10.51			\$556	\$15,122	\$15,678	\$12,481	\$1,325	\$1,874



Wyoming Department of Transportation
5300 Bishop Blvd
Cheyenne, WY 82009

STATE TRANSPORTATION IMPROVEMENT PROJECTS ENGINEERING & CONSTRUCTION

Laramie County

Capital Improvement Projects

Fiscal Year: 2022

Trans Comm Dist	Project		General Location Detail Location	Begin RM	End RM		Character of Work	Cost \$1,000						
								PE FY	PE	CE & CON	TOTAL	FED	ST	OTH
1	PEB	PEB2059	CHEYENNE HEADQUARTERS	0.00	0.00		HVAC DEVICES		0	140	140	0	140	0
1	PEB	PEB2060	CHEYENNE CHEYENNE	0.00	0.00		TMC PLANNING		0	750	750	0	750	0
FY TOTAL:									\$0	\$890	\$890	\$0	\$890	\$0

Transit Projects

Fiscal Year: 2022

Trans Comm Dist	Project		General Location Eligible Provider	Funding Source	Character of Work	Cost \$1,000						
						PE FY	PE	CE & CON	TOTAL	FED	ST	OTH
1	FTA	FT22141	CHEYENNE CITY OF CHEYENNE	STATE	OPERATING		0	283	283	0	160	123
1	FTA	FT22143	CHEYENNE WYDOT RTAP FUNDING	RTAP	RTAP		0	34	34	34	0	0
1	FTA	FT22148	PINE BLUFFS PINE BLUFFS SENIOR CITIZENS, INC.	STATE	OPERATING/ADMIN/MAINT		0	25	25	0	16	10
1	FTA	FT22152	CHEYENNE MEMORIAL HOSPITAL OF LARAMIE COUNTY	STATE	OPERATING/ADMIN/MAINT		0	622	622	0	374	249
1	FTA	FT22168	PINE BLUFFS PINE BLUFFS SENIOR CITIZENS, INC.	5339	BUS GARAGE PROJECT		0	15	15	12	0	3
1	FTA	FT22PAN	CHEYENNE PANTHER INTERNATIONAL	VAR	PLANNING		0	100	100	90	10	0
FY TOTAL:							\$0	\$1,079	\$1,079	\$136	\$560	\$385



Wyoming Department of Transportation
5300 Bishop Blvd
Cheyenne, WY 82009

STATE TRANSPORTATION IMPROVEMENT PROJECTS ENGINEERING & CONSTRUCTION

Laramie County

Aeronautics Projects

Fiscal Year: 2022

Aero Comm Dist	Project		General Location		Character of Work	Cost \$1,000						
						PE FY	PE	CE & CON	TOTAL	FED	ST	OTH
1	AERO	A82003A	PINE BLUFFS		PAVEMENT MAINTENANCE		0	167	167	0	150	17
1	AERO	ACY001F	CHEYENNE		PAVEMENT RECONSTRUCTION		0	2,133	2,133	2,000	80	53
1	AERO	ACY001G	CHEYENNE		PAVEMENT RECONSTRUCTION		0	625	625	0	500	125
1	AERO	ACY012A	CHEYENNE		PAVEMENT MAINTENANCE		0	859	859	0	773	86
FY TOTAL:							\$0	\$3,784	\$3,784	\$2,000	\$1,503	\$281
Grand Total: 2022, Laramie County							\$556	\$20,875	\$21,431	\$14,617	\$4,278	\$2,540



Wyoming Department of Transportation
5300 Bishop Blvd
Cheyenne, WY 82009

STATE TRANSPORTATION IMPROVEMENT PROJECTS ENGINEERING & CONSTRUCTION

Laramie County

Transportation Projects

Fiscal Year: 2023

Trans Comm Dist	Project		General Location Detail Location	Begin RM	End RM	Length	Character of Work	Cost \$1,000						
								PE FY	PE	CE & CON	TOTAL	FED	ST	OTH
1	STP	1111003	PINE BLUFFS TO NEBRASKA EAST/US 30	401.76	403.02	1.26	PAVEMENT REHABILITATION	2019	23	1,530	1,553	1,406	148	0
1	STPU-CH	B221004	CHEYENNE LINCOLNWAY/CHRISTENSEN ROAD DELL RANGE/FOX GLOVE DRIVE/WHITNEY ROAD/US 30	1.10	1.41	0.31	RECONSTRUCTION	2018	592	7,472	8,064	7,297	0	767
1	HSIP	I180028	CHEYENNE CHALK BLUFF RD/TURN LANE	3.12	3.34	0.22	SAFETY IMPROVEMENTS	2021	36	400	436	395	41	0
1	HSIP	I251171	CHEYENNE TO CHUGWATER I-25/US 85 INTERCHANGE/ACCEL RAMP	16.64	17.24	0.60	SAFETY IMPROVEMENTS	2021	64	1,000	1,064	962	101	0
1	NHPPI	I806207	CHEYENNE TO PINE BLUFFS PINE BLUFFS WEST/I-80	393.40	400.50	7.10	PAVEMENT REHABILITATION	2020	424	9,055	9,479	8,793	686	0
1	NHPPI	I806211	LARAMIE TO CHEYENNE ROUNDTOP - CENTRAL AVENUE INTERCHANGE/I-80 STRUCTURE NO. AYR, AYS, AYZ, AZA, AZF, AZG, AZH	357.70	362.00	4.30	PAVEMENT REHABILITATION	2018	87	7,334	7,422	6,884	537	0
1	HIP	W223004	CHEYENNE TERRY RANCH ROAD/ WY 223 STRUCTURE NO. CYD	0.86	0.86	0.00	BRIDGE REPLACEMENT	2017	38	2,426	2,464	2,229	234	0



Wyoming Department of Transportation
5300 Bishop Blvd
Cheyenne, WY 82009

STATE TRANSPORTATION IMPROVEMENT PROJECTS ENGINEERING & CONSTRUCTION

Laramie County

Transportation Projects

Fiscal Year: 2023

Trans Comm Dist	Project		General Location Detail Location	Begin RM	End RM	Length	Character of Work	Cost \$1,000						
								PE FY	PE	CE & CON	TOTAL	FED	ST	OTH
1	STP	W223005	CHEYENNE TERRY RANCH ROAD/WY 223	0.00	5.69	5.69	PAVEMENT REHABILITATION		0	6,459	6,459	5,845	614	0
FY TOTAL:									\$1,264	\$35,676	\$36,941	\$33,811	\$2,361	\$767

Aeronautics Projects

Fiscal Year: 2023

Aero Comm Dist	Project		General Location		Character of Work	Cost \$1,000						
						PE FY	PE	CE & CON	TOTAL	FED	ST	OTH
1	AERO	ACY001H	CHEYENNE		PAVEMENT RECONSTRUCTION		0	16,000	16,000	15,000	600	400
FY TOTAL:							\$0	\$16,000	\$16,000	\$15,000	\$600	\$400
Grand Total: 2023, Laramie County							\$1,264	\$51,676	\$52,941	\$48,811	\$2,961	\$1,167



Wyoming Department of Transportation
5300 Bishop Blvd
Cheyenne, WY 82009

STATE TRANSPORTATION IMPROVEMENT PROJECTS ENGINEERING & CONSTRUCTION

Laramie County

Transportation Projects

Fiscal Year: 2024

Trans Comm Dist	Project		General Location Detail Location	Begin RM	End RM	Length	Character of Work	Cost \$1,000						
								PE FY	PE	CE & CON	TOTAL	FED	ST	OTH
1	SCP-TC	1104014	PINE BLUFFS TO ALBIN SOUTH SECTION/WY 215	0.00	9.85	9.85	PAVEMENT REHABILITATION	2021	133	3,880	4,014	120	3,893	0
1	STP	I180025	CHEYENNE WARREN AVENUE/24TH STREET- PERSHING BOULEVARD/I-180	10.27	10.76	0.49	PAVEMENT REHABILITATION	2020	31	1,808	1,839	1,664	175	0
1	HSIP	I180029	CHEYENNE US 85 STRIPING	7.30	8.40	1.10	SAFETY IMPROVEMENTS	2022	25	250	275	249	26	0
1	HSIP	I251169	INTERSTATE 25 NORTH CHEYENNE/I-25	18.98	18.98	0.00	SAFETY IMPROVEMENTS	2017	18	465	483	431	51	0
1	HSIP	I251172	CHEYENNE TO COLORADO I-25 CENTRAL AVE/ACCEL RAMP	12.30	12.60	0.30	SAFETY IMPROVEMENTS	2022	50	700	750	696	54	0
1	STP	N561041	CHEYENNE PERSHING BOULEVARD/US/US 30 STRUCTURE NO. AZL & AZO	365.80	370.70	4.90	ADDITIONAL LANES	2017	975	13,878	14,853	13,440	1,413	0
1	STP	U212022	CHEYENNE COLLEGE I-25 S GREELEY	0.17	2.17	2.00	PAVEMENT REHABILITATION	2021	139	1,847	1,986	1,798	189	0



Wyoming Department of Transportation
5300 Bishop Blvd
Cheyenne, WY 82009

STATE TRANSPORTATION IMPROVEMENT PROJECTS ENGINEERING & CONSTRUCTION

Laramie County

Transportation Projects

Fiscal Year: 2024

Trans Comm Dist	Project	General Location Detail Location	Begin RM	End RM	Length	Character of Work	Cost \$1,000						
							PE FY	PE	CE & CON	TOTAL	FED	ST	OTH
FY TOTAL:							18.64	\$1,371	\$22,828	\$24,200	\$18,398	\$5,801	\$0

Aeronautics Projects

Fiscal Year: 2024

Aero Comm Dist	Project		General Location		Character of Work	Cost \$1,000						
						PE FY	PE	CE & CON	TOTAL	FED	ST	OTH
1	AERO	ACY002A	CHEYENNE		AIRPORT EQUIPMENT		0	1,067	1,067	1,000	40	27
FY TOTAL:							\$0	\$1,067	\$1,067	\$1,000	\$40	\$27

Grand Total: 2024, Laramie County

\$1,371 \$23,895 \$25,267 \$19,398 \$5,841 \$27

Transportation Projects

Fiscal Year: 2025

Trans Comm Dist	Project		General Location Detail Location	Begin RM	End RM	Length	Character of Work	Cost \$1,000						
								PE FY	PE	CE & CON	TOTAL	FED	ST	OTH
1	STP-BR	B251005	TRANSPORTATION DISTRICT 1 STRUCTURE NO. AYB, AYC, ASV, AUO, AUP, AUS, AUT I-80	339.31	339.31	0.00	STRUCTURE REPAIR	2023	10	3,600	3,609	3,267	343	0
1	STP- BROS	CN02110	LARAMIE COUNTY COUNTY ROAD 210/STRUCTURE DLM	8.21	8.21	0.00	STRUCTURE REPAIR	2021	10	0	10	9	0	1
1	NHPPI	I806208	CHEYENNE TO PINE BLUFFS BURNS INTERCHANGE/I-80 STRUCTURE NO. BAA, AZZ, AZX, AZY, BAB, BAD, BAE, AZV, AZW	382.15	393.40	11.25	PAVEMENT REHABILITATION	2017	135	21,603	21,738	20,164	1,574	0
FY TOTAL:						11.25			\$155	\$25,203	\$25,357	\$23,440	\$1,917	\$1



Wyoming Department of Transportation
5300 Bishop Blvd
Cheyenne, WY 82009

STATE TRANSPORTATION IMPROVEMENT PROJECTS ENGINEERING & CONSTRUCTION

Laramie County

Aeronautics Projects

Fiscal Year: 2025

Aero Comm Dist	Project		General Location		Character of Work	Cost \$1,000						
						PE FY	PE	CE & CON	TOTAL	FED	ST	OTH
1	AERO	A82007A	PINE BLUFFS		AIRPORT LIGHTING OR SIGNAGE		0	167	167	150	10	7
1	AERO	ACY001I	CHEYENNE		PAVEMENT RECONSTRUCTION		0	15,467	15,467	14,500	580	387
FY TOTAL:							\$0	\$15,634	\$15,634	\$14,650	\$590	\$394
Grand Total: 2025, Laramie County							\$155	\$40,837	\$40,991	\$38,090	\$2,507	\$395

Transportation Projects

Fiscal Year: 2026

Trans Comm Dist	Project		General Location Detail Location	Begin RM	End RM	Length	Character of Work	Cost \$1,000						
								PE FY	PE	CE & CON	TOTAL	FED	ST	OTH
1	NHF	I180024	CHEYENNE CENTRAL AVENUE/PERSHING BOULEVARD-22ND STREET/I-180	10.10	10.70	0.60	PAVEMENT REHABILITATION	2018	19	2,812	2,831	2,561	269	0
1	NHPPI	I806214	LARAMIE TO CHEYENNE OTTO ROAD SECTION/EASTBOUND LANE/I-80	348.50	357.68	9.18	PAVEMENT REHABILITATION	2023	553	8,068	8,620	7,996	624	0
1	NHPP	N852006	CHEYENNE TO TORRINGTON LODGEPOLE/US 85	17.29	27.30	10.01	PAVEMENT REHABILITATION	2023	429	6,265	6,694	6,057	637	0
FY TOTAL:						19.79			\$1,001	\$17,145	\$18,145	\$16,614	\$1,530	\$0



Wyoming Department of Transportation
5300 Bishop Blvd
Cheyenne, WY 82009

STATE TRANSPORTATION IMPROVEMENT PROJECTS ENGINEERING & CONSTRUCTION

Laramie County

Aeronautics Projects

Fiscal Year: 2026

Aero Comm Dist	Project		General Location		Character of Work	Cost \$1,000						
						PE FY	PE	CE & CON	TOTAL	FED	ST	OTH
1	AERO	A82004A	PINE BLUFFS		PAVEMENT REHABILITATION		0	667	667	600	40	27
1	AERO	A82010A	PINE BLUFFS		PAVEMENT REHABILITATION		0	170	170	0	153	17
1	AERO	ACY013A	CHEYENNE		BUILDINGS		0	3,200	3,200	3,000	120	80
1	AERO	ACY016A	CHEYENNE		PAVEMENT MAINTENANCE		0	930	930	0	837	93
FY TOTAL:							\$0	\$4,967	\$4,967	\$3,600	\$1,150	\$217
Grand Total: 2026, Laramie County							\$1,001	\$22,112	\$23,112	\$20,214	\$2,680	\$217



Wyoming Department of Transportation
5300 Bishop Blvd
Cheyenne, WY 82009

STATE TRANSPORTATION IMPROVEMENT PROJECTS ENGINEERING & CONSTRUCTION

Laramie County

Transportation Projects

Fiscal Year: 2027

Trans Comm Dist	Project		General Location Detail Location	Begin RM	End RM	Length	Character of Work	Cost \$1,000						
								PE FY	PE	CE & CON	TOTAL	FED	ST	OTH
1	STP	0107029	CHEYENNE HAPPY JACK ROAD/WY 210 SHELF	0.00	10.38	10.38	PAVEMENT REHABILITATION	2021	205	13,443	13,648	12,350	1,298	0
1	STP	1103007	INTERSTATE 80 TO CARPENTER CARPENTER ROAD	0.08	8.39	8.31	PAVEMENT REHABILITATION	2024	246	3,622	3,868	3,500	368	0
1	STP	1123001	ARCHER TO HILLSDALE I-80 SERVICE ROAD	0.00	6.96	6.96	PAVEMENT RESURFACE	2019	87	6,741	6,829	6,179	649	0
1	NHPPI	I806215	LARAMIE TO CHEYENNE OTTO ROAD SECTION/WESTBOUND LANE/I-80	348.50	357.68	9.18	PAVEMENT REHABILITATION	2024	553	8,145	8,698	8,068	630	0
1	STP	U212021	CHEYENNE COLLEGE DRIVE/FOX FARM-CANPSTOOL WAY/WY 212 SHELF	5.36	6.00	0.64	PAVEMENT REHABILITATION	2020	300	10,153	10,453	9,459	994	0
FY TOTAL:									\$1,391	\$42,104	\$43,496	\$39,556	\$3,939	\$0
Grand Total: 2027, Laramie County									\$1,391	\$42,104	\$43,496	\$39,556	\$3,939	\$0



Wyoming Department of Transportation
5300 Bishop Blvd
Cheyenne, WY 82009

STATE TRANSPORTATION IMPROVEMENT PROJECTS ENGINEERING & CONSTRUCTION

Laramie County

Transportation Projects

Fiscal Year: Future Year

Trans Comm Dist	Project		General Location Detail Location	Begin RM	End RM	Length	Character of Work	Cost \$1,000						
								PE FY	PE	CE & CON	TOTAL	FED	ST	OTH
1	STPU-CH	B191001	LARAMIE COUNTY DIVISION AVENUE BETWEEN COLLEGE AND WALLICK AND WALLICK BETWEEN DIVISION AND US 85	99.56	99.81	0.25	NEW CONSTRUCTION	2017	326	6,440	6,766	6,123	0	643
1	NHPPI	I806212	INTERSTATE 25 TO INTERSTATE 80 I-25/I-80 INTERCHANGE	359.60	359.60	0.00	MODIFY INTERCHANGE		2,500	0	2,500	2,319	181	0
FY TOTAL:						0.25			\$2,826	\$6,440	\$9,266	\$8,442	\$181	\$643
Grand Total: Future Year, Laramie County									\$2,826	\$6,440	\$9,266	\$8,442	\$181	\$643



Wyoming Department of Transportation
5300 Bishop Blvd
Cheyenne, WY 82009


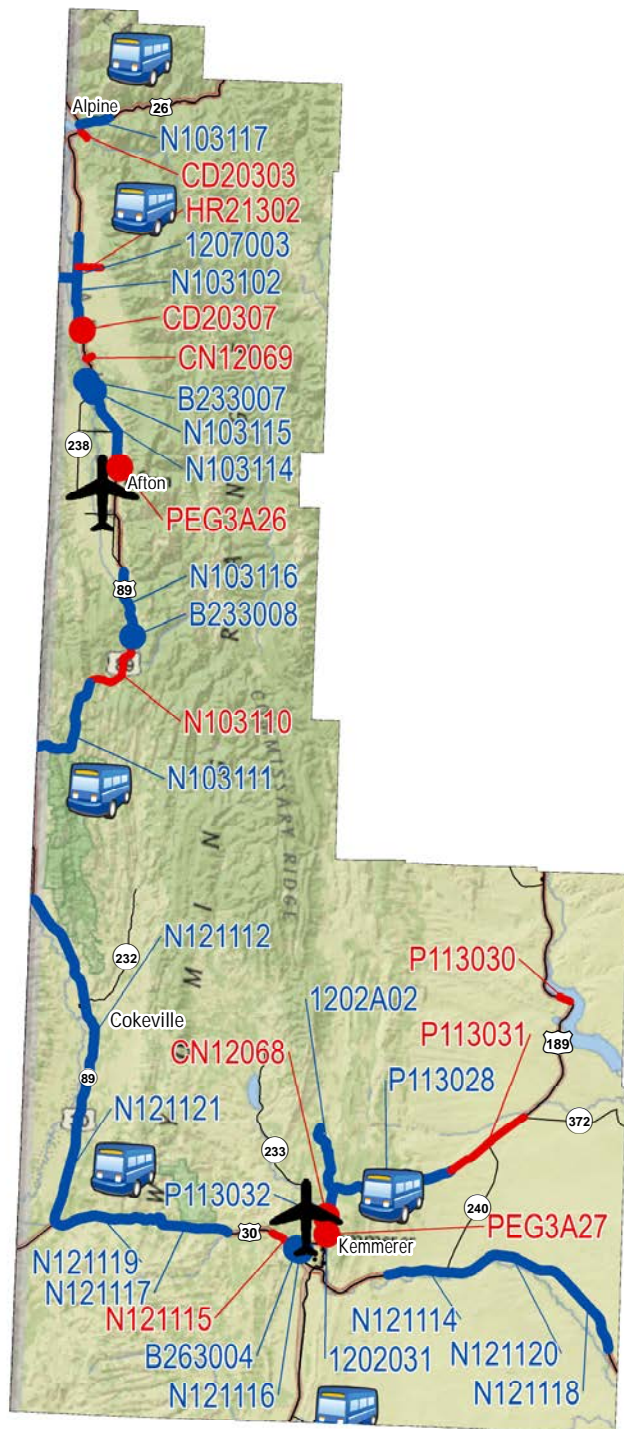
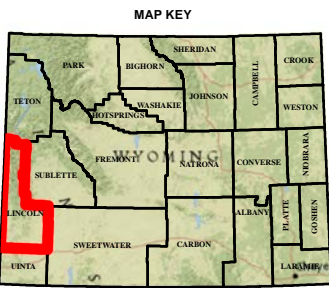
STATE TRANSPORTATION IMPROVEMENT PROJECTS COUNTY TOTAL

County		Transportation Projects	Capital Improvement Projects	Communications Projects	Transit Projects	Aeronautics Projects	Total
Laramie	2022	\$15,678,000	\$890,000	\$0	\$1,079,000	\$3,784,000	\$21,431,000
	2023	\$36,941,000	\$0	\$0	\$0	\$16,000,000	\$52,941,000
	2024	\$24,200,000	\$0	\$0	\$0	\$1,067,000	\$25,267,000
	2025	\$25,357,000	\$0	\$0	\$0	\$15,634,000	\$40,991,000
	2026	\$18,145,000	\$0	\$0	\$0	\$4,967,000	\$23,112,000
	2027	\$43,496,000	\$0	\$0	\$0	\$0	\$43,496,000
	Future Year	\$9,266,000	\$0	\$0	\$0	\$0	\$9,266,000
	Total	\$173,083,000	\$890,000	\$0	\$1,079,000	\$41,452,000	\$216,504,000

LINCOLN COUNTY

Key to FY 2022 STIP

- 2022
- Future
- Communications
- Aeronautics
- Transit
- Capital Improvement
- Urban Boundray Inset





Wyoming Department of Transportation
5300 Bishop Blvd
Cheyenne, WY 82009

STATE TRANSPORTATION IMPROVEMENT PROJECTS ENGINEERING & CONSTRUCTION

Lincoln County

Transportation Projects

Fiscal Year: 2022

Trans Comm Dist	Project		General Location Detail Location	Begin RM	End RM	Length	Character of Work	Cost \$1,000						
								PE FY	PE	CE & CON	TOTAL	FED	ST	OTH
3	CD	CD20303	ALPINE GREYS RIVER ROAD/NEAR ALPINE DRIVE TO NELSON LANE LPA-TOWN OF ALPINE	100.07	100.74	0.67	COMMUNITY DEVELOPMENT	2020	55	591	647	517	0	129
3	CD	CD20307	THAYNE LIGHTING TOWN PARK FROM VANNOY PARKWAY TO MYERS STREET LPA-TOWN OF THAYNE	0.00	0.00	0.00	COMMUNITY DEVELOPMENT	2020	10	90	101	80	0	20
3	STP- BROS	CN12068	LINCOLN COUNTY BRIDGE OVER HAMS FORK STRUCTURE NO. ETB	0.60	0.60	0.00	BRIDGE REPLACEMENT	2019	341	730	1,072	970	0	102
3	IRP	CN12069	LINCOLN COUNTY STRAWBERRY CREEK COUNTY ROAD 12-126	0.00	0.60	0.60	RECONSTRUCTION	2021	125	1,373	1,498	0	749	749
3	HRRR	HR21302	LINCOLN COUNTY VARIOUS COUNTY ROADS/CENTERLINE MARKINGS LPA-LINCOLN COUNTY	0.00	2.03	2.03	SAFETY IMPROVEMENTS		0	110	110	100	0	10
3	SCP-TC	N103110	IDAHO TO SMOOT SMOOT SOUTH/US 26/89	64.00	72.08	8.08	PAVEMENT RESURFACE	2018	238	3,315	3,552	215	3,337	0
3	NHPP	N121115	SAGE CREEK TO KEMMERER US 30 REALIGNMENT KEMMERER COAL MINE	49.70	52.10	2.40	NEW CONSTRUCTION	2018	850	19,477	20,327	4,869	4,869	10,588



Wyoming Department of Transportation
5300 Bishop Blvd
Cheyenne, WY 82009

STATE TRANSPORTATION IMPROVEMENT PROJECTS ENGINEERING & CONSTRUCTION

Lincoln County

Transportation Projects

Fiscal Year: 2022

Trans Comm Dist	Project		General Location Detail Location	Begin RM	End RM	Length	Character of Work	Cost \$1,000						
								PE FY	PE	CE & CON	TOTAL	FED	ST	OTH
3	STP	P113030	KEMMERER TO LA BARGE FONTENELLE RESERVOIR/US 189	73.05	74.02	0.97	DRAINAGE REPAIR	2019	20	505	525	475	50	0
3	SCP-TC	P113031	KEMMERER TO LA BARGE 240 SECTION/US 189	53.50	61.24	7.74	PAVEMENT REHABILITATION	2020	294	3,534	3,828	266	3,562	0
3	ARSCT	PEG3A26	LINCOLN COUNTY AFTON-TWIN CLIFFS ROAD/THAYNE- ALLMAN STREET PURCHASE STOCKPILE MATERIALS	0.00	0.00	0.00	GENERAL MAINTENANCE		0	46	46	0	0	46
3	ARSCT	PEG3A27	KEMMERER PURCHASE STOCKPILE MATERIALS	0.00	0.00	0.00	GENERAL MAINTENANCE	2021	1	8	10	0	0	9
FY TOTAL:						22.49			\$1,934	\$29,779	\$31,716	\$7,492	\$12,567	\$11,653

Transit Projects

Fiscal Year: 2022

Trans Comm Dist	Project		General Location Eligible Provider	Funding Source	Character of Work	Cost \$1,000						
						PE FY	PE	CE & CON	TOTAL	FED	ST	OTH
3	FTA	FT22322	KEMMERER KEMMERER SENIOR CITIZENS ASSOCIATION	STATE	OPERATING/ADMIN/MAINT		0	24	24	0	16	8
3	FTA	FT22323	THAYNE THAYNE SENIOR CENTER	STATE	OPERATING/ADMIN/MAINT		0	24	24	0	17	8
FY TOTAL:							\$0	\$48	\$48	\$0	\$33	\$16



Wyoming Department of Transportation
5300 Bishop Blvd
Cheyenne, WY 82009

STATE TRANSPORTATION IMPROVEMENT PROJECTS ENGINEERING & CONSTRUCTION

Lincoln County

Aeronautics Projects

Fiscal Year: 2022

Aero Comm Dist	Project		General Location		Character of Work	Cost \$1,000						
						PE FY	PE	CE & CON	TOTAL	FED	ST	OTH
2	AERO	AEM002A	KEMMERER		BUILDINGS		0	333	333	300	20	13
3	AERO	AEM018A	KEMMERER		FENCING		0	110	110	0	99	11
FY TOTAL:							\$0	\$443	\$443	\$300	\$119	\$24
Grand Total: 2022, Lincoln County							\$1,934	\$30,270	\$32,207	\$7,792	\$12,719	\$11,693



Wyoming Department of Transportation
5300 Bishop Blvd
Cheyenne, WY 82009

STATE TRANSPORTATION IMPROVEMENT PROJECTS ENGINEERING & CONSTRUCTION

Lincoln County

Transportation Projects

Fiscal Year: 2023

Trans Comm Dist	Project		General Location Detail Location	Begin RM	End RM	Length	Character of Work	Cost \$1,000						
								PE FY	PE	CE & CON	TOTAL	FED	ST	OTH
3	STP	1202031	FRONTIER TO HAMS FORK FRONTIER SECTION/WY 233/STRUCTURE NO. JXN	0.00	1.56	1.56	PAVEMENT REHABILITATION	2020	200	2,523	2,722	2,464	259	0
3	ARSCT	1202A02	LINCOLN COUNTY COUNTY ROAD 306	0.00	5.90	5.90	PAVEMENT REHABILITATION	2021	131	1,444	1,575	0	0	1,576
3	HSIP	N103115	AFTON TO THAYNE US 89 & WY 238 INTERSECTION LIGHTING	94.10	94.10	0.00	SAFETY IMPROVEMENTS	2021	8	75	84	75	8	0
3	NHPP-RF	N121112	IDAHO TO SAGE JUNCTION US 30/WY 89	0.00	28.00	28.00	FENCING	2020	34	1,675	1,709	1,547	163	0
3	CM	N121116	KEMMERER TO PORT OF ENTRY KEMMERER PORT OF ENTRY/US 30	52.49	52.49	0.00	PORT OF ENTRY	2019	40	455	495	448	47	0
FY TOTAL:						35.46			\$413	\$6,172	\$6,585	\$4,534	\$477	\$1,576
Grand Total: 2023, Lincoln County									\$413	\$6,172	\$6,585	\$4,534	\$477	\$1,576



Wyoming Department of Transportation
5300 Bishop Blvd
Cheyenne, WY 82009

STATE TRANSPORTATION IMPROVEMENT PROJECTS ENGINEERING & CONSTRUCTION

Lincoln County

Transportation Projects

Fiscal Year: 2024

Trans Comm Dist	Project		General Location Detail Location	Begin RM	End RM	Length	Character of Work	Cost \$1,000						
								PE FY	PE	CE & CON	TOTAL	FED	ST	OTH
3	NHPP	N103114	AFTON TO THAYNE GROVER SECTION/US 26/89	87.26	94.40	7.14	PAVEMENT REHABILITATION	2020	422	5,589	6,011	5,439	572	0
3	SCP-TC	N121118	KEMMERER TO GRANGER MOXA ARCH/US 30	79.10	87.20	8.10	PAVEMENT REHABILITATION	2022	500	9,669	10,169	452	9,716	0
FY TOTAL:						15.24			\$922	\$15,258	\$16,180	\$5,891	\$10,288	\$0

Aeronautics Projects

Fiscal Year: 2024

Aero Comm Dist	Project		General Location		Character of Work	Cost \$1,000						
						PE FY	PE	CE & CON	TOTAL	FED	ST	OTH
2	AERO	AEM003A	KEMMERER		AIRPORT LIGHTING OR SIGNAGE		0	500	500	450	30	20
FY TOTAL:							\$0	\$500	\$500	\$450	\$30	\$20
Grand Total: 2024, Lincoln County							\$922	\$15,758	\$16,680	\$6,341	\$10,318	\$20

Transportation Projects

Fiscal Year: 2025

Trans Comm Dist	Project		General Location Detail Location	Begin RM	End RM	Length	Character of Work	Cost \$1,000						
								PE FY	PE	CE & CON	TOTAL	FED	ST	OTH
3	NHPP	N121114	KEMMERER TO GRANGER OPAL WEST/US 30	64.00	71.00	7.00	PAVEMENT REHABILITATION	2022	274	3,669	3,944	3,569	375	0
FY TOTAL:									\$274	\$3,669	\$3,944	\$3,569	\$375	\$0



Wyoming Department of Transportation
5300 Bishop Blvd
Cheyenne, WY 82009

STATE TRANSPORTATION IMPROVEMENT PROJECTS ENGINEERING & CONSTRUCTION

Lincoln County

Aeronautics Projects

Fiscal Year: 2025

Aero Comm Dist	Project		General Location		Character of Work	Cost \$1,000						
						PE FY	PE	CE & CON	TOTAL	FED	ST	OTH
2	AERO	AAF012A	AFTON		PAVEMENT MAINTENANCE		0	250	250	0	225	25
2	AERO	AAF017A	AFTON		AIRPORT EQUIPMENT		0	333	333	300	20	13
2	AERO	AAF018A	AFTON		AIRPORT EQUIPMENT		0	75	75	0	68	8
2	AERO	AEM012A	KEMMERER		PAVEMENT MAINTENANCE		0	250	250	0	225	25
FY TOTAL:							\$0	\$908	\$908	\$300	\$538	\$71
Grand Total: 2025, Lincoln County							\$274	\$4,577	\$4,852	\$3,869	\$913	\$71

Transportation Projects

Fiscal Year: 2026

Trans Comm Dist	Project		General Location Detail Location	Begin RM	End RM	Length	Character of Work	Cost \$1,000						
								PE FY	PE	CE & CON	TOTAL	FED	ST	OTH
3	NHPP-PO	N103111	IDAHO TO SMOOT BORDER JUNCTION NORTH US 26/89	54.93	64.00	9.07	PAVEMENT RESURFACE	2023	48	2,485	2,534	2,293	241	0
3	NHPP	N121119	COKEVILLE TO SAGE JUNCTION SAGE EAST/US 30	29.89	38.30	8.41	PAVEMENT REHABILITATION	2023	323	4,715	5,038	4,559	479	0
3	NHPP	N121120	KEMMERER TO GRANGER OPAL EAST/US 30	71.00	79.10	8.10	PAVEMENT REHABILITATION	2023	500	10,355	10,855	9,823	1,032	0
3	STP	P113028	KEMMERER TO LA BARGE OYSTER RIDGE/US 189	41.40	53.50	12.10	PAVEMENT REHABILITATION	2017	71	6,628	6,700	6,062	637	0
FY TOTAL:						37.68			\$942	\$24,183	\$25,127	\$22,737	\$2,389	\$0



Wyoming Department of Transportation
5300 Bishop Blvd
Cheyenne, WY 82009

STATE TRANSPORTATION IMPROVEMENT PROJECTS ENGINEERING & CONSTRUCTION

Lincoln County

Aeronautics Projects

Fiscal Year: 2026

Aero Comm Dist	Project		General Location		Character of Work	Cost \$1,000						
						PE FY	PE	CE & CON	TOTAL	FED	ST	OTH
2	AERO	AAF019A	AFTON		AIRPORT EQUIPMENT		0	45	45	0	41	5
2	AERO	AEM015A	KEMMERER		PAVEMENT EXPANSION		0	100	100	90	6	4
2	AERO	AEM016A	KEMMERER		PAVEMENT EXPANSION		0	100	100	90	6	4
2	AERO	AFO016A	AFTON		PAVEMENT REHABILITATION		0	500	500	450	30	20
FY TOTAL:							\$0	\$745	\$745	\$630	\$83	\$33
Grand Total: 2026, Lincoln County							\$942	\$24,928	\$25,872	\$23,367	\$2,472	\$33



Wyoming Department of Transportation
5300 Bishop Blvd
Cheyenne, WY 82009

STATE TRANSPORTATION IMPROVEMENT PROJECTS ENGINEERING & CONSTRUCTION

Lincoln County

Transportation Projects

Fiscal Year: 2027

Trans Comm Dist	Project		General Location Detail Location	Begin RM	End RM	Length	Character of Work	Cost \$1,000						
								PE FY	PE	CE & CON	TOTAL	FED	ST	OTH
3	STP	1207003	FREEDOM WY 239	0.00	1.64	1.64	PAVEMENT REHABILITATION	2023	43	637	680	616	65	0
3	NHPP	N103116	IDAHO TO SMOOT US 89	72.08	77.82	5.74	PAVEMENT REHABILITATION	2024	256	3,770	4,026	3,643	383	0
3	NHPP	N103117	ALPINE JUNCTION TO HOBACK US 26/89	118.32	120.90	2.58	PAVEMENT REHABILITATION	2024	187	2,756	2,943	2,663	280	0
3	NHPP	N121117	SAGE JUNCTION TO KEMMERER TWIN CREEK SECTION/US 30/STRUCTURE NO. BRC SHELF	38.00	45.80	7.80	PAVEMENT REHABILITATION	2020	170	5,212	5,382	4,870	512	0
3	NHPP	N121121	COKEVILLE TO SAGE JUNCTION US 30/WY 89	21.30	29.89	8.59	PAVEMENT REHABILITATION	2024	343	5,057	5,400	4,886	514	0
3	STP	P113032	KEMMERER TO LA BARGE US 189	38.13	41.47	3.34	PAVEMENT REHABILITATION	2024	250	3,679	3,929	3,555	374	0
FY TOTAL:						29.69			\$1,249	\$21,111	\$22,360	\$20,233	\$2,128	\$0
Grand Total: 2027, Lincoln County									\$1,249	\$21,111	\$22,360	\$20,233	\$2,128	\$0



Wyoming Department of Transportation
5300 Bishop Blvd
Cheyenne, WY 82009

STATE TRANSPORTATION IMPROVEMENT PROJECTS ENGINEERING & CONSTRUCTION

Lincoln County

Transportation Projects

Fiscal Year: Future Year

Trans Comm Dist	Project		General Location Detail Location	Begin RM	End RM	Length	Character of Work	Cost \$1,000						
								PE FY	PE	CE & CON	TOTAL	FED	ST	OTH
3	NHPP	N103102	THAYNE TO ALPINE THAYNE NORTH/US 89 STRUCTURE NO. BOG	100.28	107.90	7.62	RECONSTRUCTION	2007	800	31,079	31,879	28,847	3,032	0
FY TOTAL:						7.62			\$800	\$31,079	\$31,879	\$28,847	\$3,032	\$0
Grand Total: Future Year, Lincoln County									\$800	\$31,079	\$31,879	\$28,847	\$3,032	\$0







Wyoming Department of Transportation
5300 Bishop Blvd
Cheyenne, WY 82009

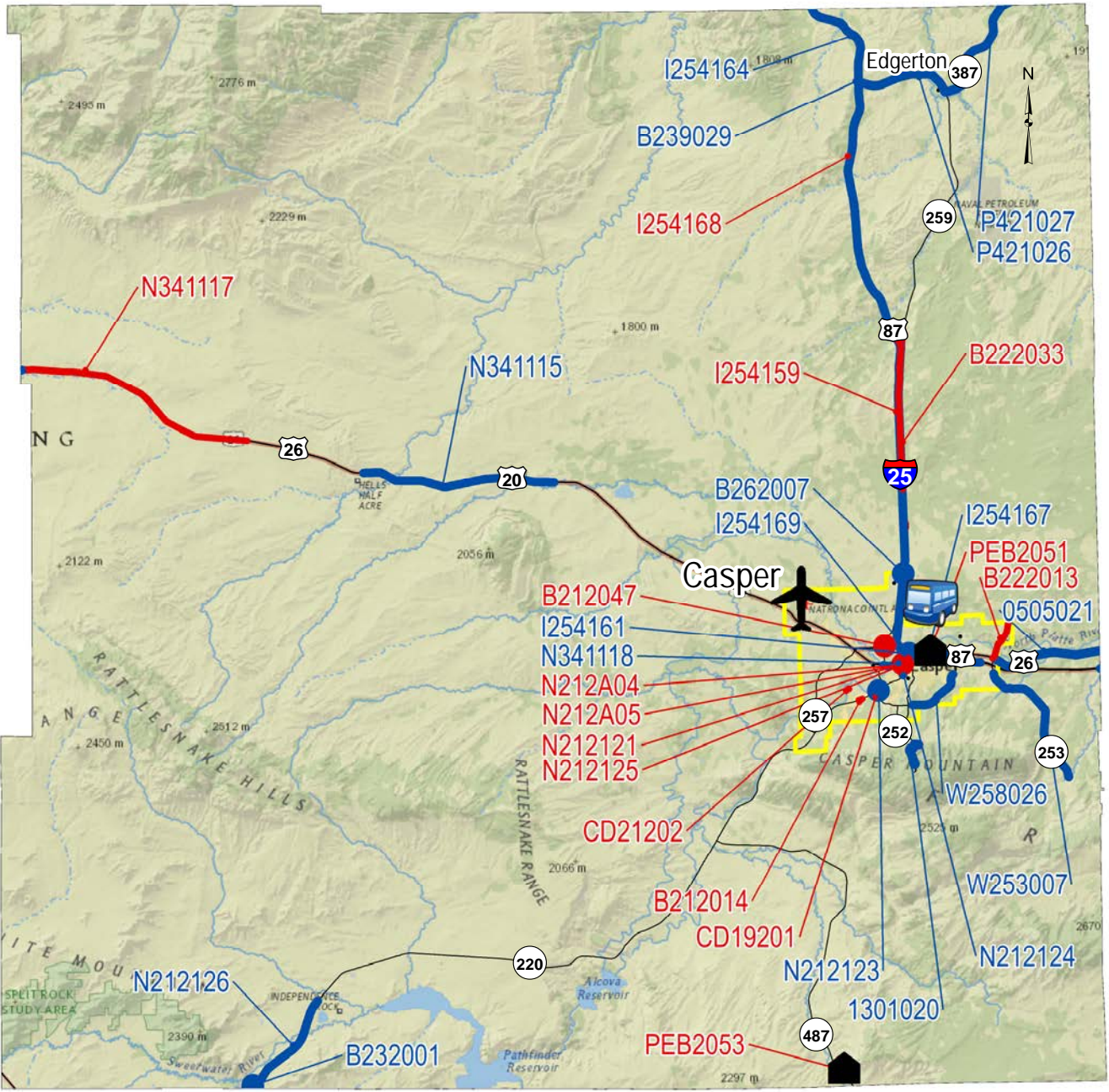
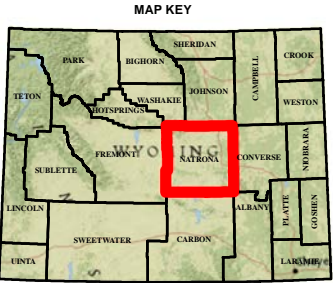
STATE TRANSPORTATION IMPROVEMENT PROJECTS COUNTY TOTAL

County		Transportation Projects	Capital Improvement Projects	Communications Projects	Transit Projects	Aeronautics Projects	Total
Lincoln	2022	\$31,716,000	\$0	\$0	\$48,000	\$443,000	\$32,207,000
	2023	\$6,585,000	\$0	\$0	\$0	\$0	\$6,585,000
	2024	\$16,180,000	\$0	\$0	\$0	\$500,000	\$16,680,000
	2025	\$3,944,000	\$0	\$0	\$0	\$908,000	\$4,852,000
	2026	\$25,127,000	\$0	\$0	\$0	\$745,000	\$25,872,000
	2027	\$22,360,000	\$0	\$0	\$0	\$0	\$22,360,000
	Future Year	\$31,879,000	\$0	\$0	\$0	\$0	\$31,879,000
	Total	\$137,791,000	\$0	\$0	\$48,000	\$2,596,000	\$140,435,000

NATRONA COUNTY

Key to FY 2022 STIP

- 2022
- Future
-  Communications
-  Aeronautics
-  Transit
-  Capital Improvement
- Urban Boundray Inset

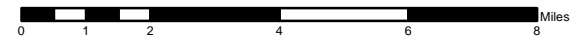
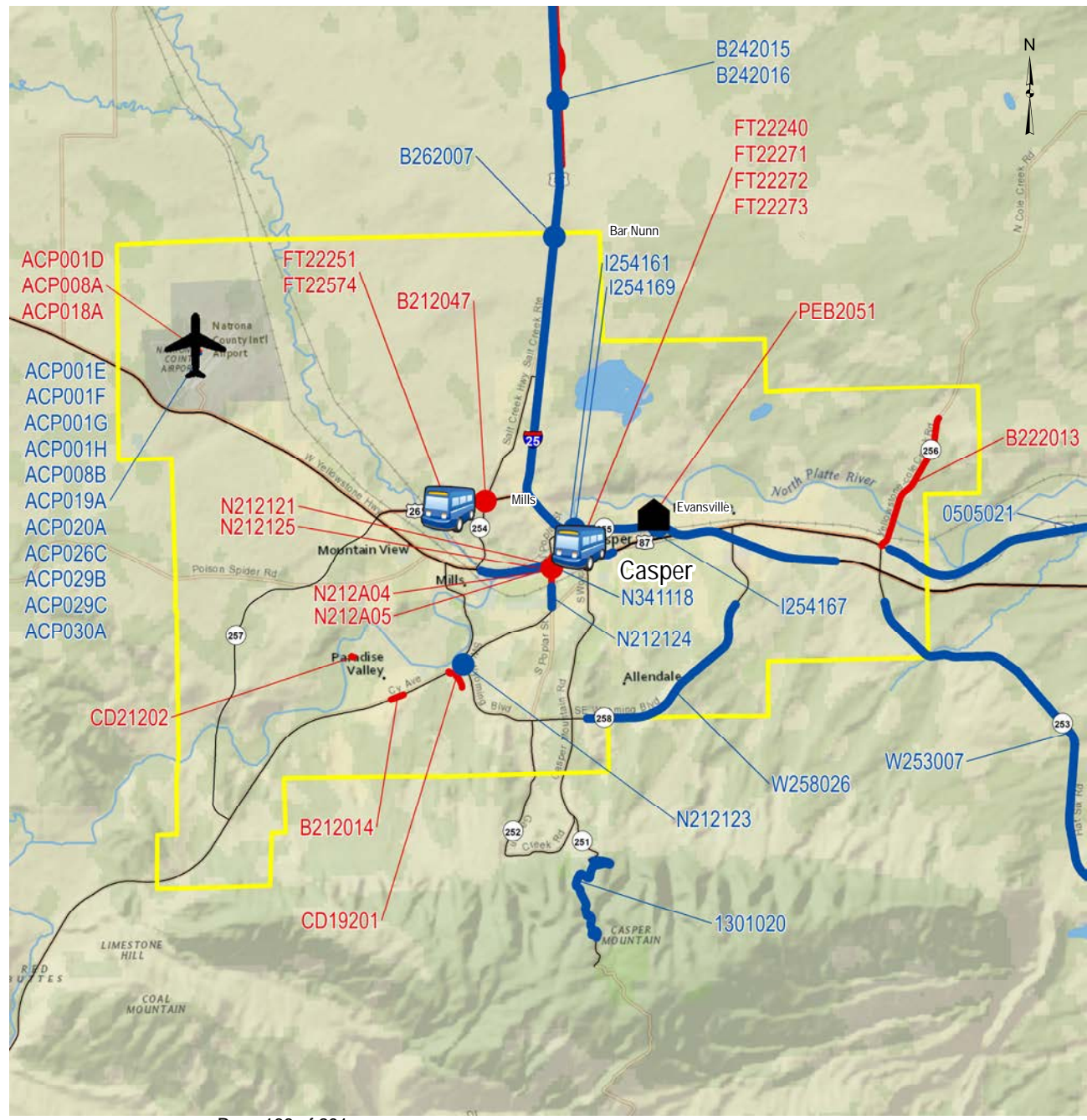


Casper INSET

Key to FY 2022 STIP

- 2022
- Future
- Communications
- Aeronautics
- Transit
- Capital Improvement
- 2019 Urban Boundray Inset

1:188,780 Map Extent





Wyoming Department of Transportation
5300 Bishop Blvd
Cheyenne, WY 82009

STATE TRANSPORTATION IMPROVEMENT PROJECTS ENGINEERING & CONSTRUCTION

Natrona County

Transportation Projects

Fiscal Year: 2022

Trans Comm Dist	Project		General Location Detail Location	Begin RM	End RM	Length	Character of Work	Cost \$1,000						
								PE FY	PE	CE & CON	TOTAL	FED	ST	OTH
7	SCP	B222033	TRANSPORTATION DISTRICT 2 I 25 SERVICE ROAD/CHIP SEAL	0.00	15.00	15.00	PAVEMENT RESURFACE	2021	15	500	516	0	515	0
7	CD	CD19201	CASPER WYOMING BOULEVARD TO CY AVENUE AND WALMART BUSINESS ACCESS ROAD LPA-CITY OF CASPER	97.58	98.00	0.42	COMMUNITY DEVELOPMENT	2019	41	252	294	235	0	59
7	CD	CD21202	CASPER PATHWAY/INDIAN PAINTBRUSH & YARROW ST TO ROBERTSON RD AND LITTLE MOON TRAILWITH PEDESTRIAN BRIDGE OVER NORTH PLATTE RIVER LPA-CITY OF CASPER	95.67	95.72	0.05	COMMUNITY DEVELOPMENT		0	625	625	500	0	125
7	NHPPI	I254159	CASPER TO KAYCEE HORSE RANCH CREEK SOUTH I-25/NORTHBOUND AND SOUTHBOUND LANES STRUCTURE NO. AJA, AIZ, DOI, DOJ	200.00	210.90	10.90	PAVEMENT REHABILITATION	2019	496	14,048	14,544	13,491	1,053	0
7	NHPPI	I254168	CASPER TO KAYCEE MIDWEST SECTION/I-25; STR. NO. DFF, DFG, DFI, DFJ	219.00	227.12	8.12	PAVEMENT REHABILITATION	2020	1,317	15,814	17,132	15,890	1,240	0
7	NHPP	N212121	CASPER POPLAR-1ST STREET INTERCHANGE WY 220/STRUCTURE NO. BUN	116.07	116.57	0.50	MODIFY INTERSECTION	2016	1,129	25,443	26,572	24,045	2,527	0
7	STP-E	N212125	CASPER POPLAR STREET AND WEST 1ST STREET/WY 220	115.81	116.59	0.78	COMMUNITY DEVELOPMENT	2019	5	721	726	265	0	461



Wyoming Department of Transportation
5300 Bishop Blvd
Cheyenne, WY 82009

STATE TRANSPORTATION IMPROVEMENT PROJECTS ENGINEERING & CONSTRUCTION

Natrona County

Transportation Projects

Fiscal Year: 2022

Trans Comm Dist	Project		General Location Detail Location	Begin RM	End RM	Length	Character of Work	Cost \$1,000						
								PE FY	PE	CE & CON	TOTAL	FED	ST	OTH
7	ARSCT	N212A04	CASPER POPLAR STREET AND WEST 1ST STREET/WY 220/UTILITY WORK	115.81	116.59	0.78	UTILITY	2019	5	1,345	1,350	0	0	1,350
7	ARSCT	N212A05	CASPER STRUCTURE NO. BUN/BRIDGE OVER NORTH PLATTE/CONDUIT	116.40	116.40	0.00	RECONSTRUCTION	2020	1	12	13	0	0	13
FY TOTAL:						36.55			\$3,009	\$58,760	\$61,772	\$54,426	\$5,335	\$2,008

Capital Improvement Projects

Fiscal Year: 2022

Trans Comm Dist	Project		General Location Detail Location	Begin RM	End RM		Character of Work	Cost \$1,000						
								PE FY	PE	CE & CON	TOTAL	FED	ST	OTH
7	PEB	PEB2051	CASPER SITE 6906	0.00	0.00		NEW STORAGE RACK		0	35	35	0	35	0
7	PEB	PEB2053	SHIRLEY RIM SHIRLEY RIM JOB SITE	0.00	0.00		NEW BUILDING		0	16	16	0	16	0
FY TOTAL:									\$0	\$51	\$51	\$0	\$51	\$0



Wyoming Department of Transportation
5300 Bishop Blvd
Cheyenne, WY 82009

STATE TRANSPORTATION IMPROVEMENT PROJECTS ENGINEERING & CONSTRUCTION

Natrona County

Transit Projects

Fiscal Year: 2022

Trans Comm Dist	Project		General Location Eligible Provider	Funding Source	Character of Work	Cost \$1,000						
						PE FY	PE	CE & CON	TOTAL	FED	ST	OTH
7	FTA	FT22240	CASPER CITY OF CASPER	STATE	OPERATING		0	530	530	0	300	230
7	FTA	FT22271	CASPER CITY OF CASPER	5339	PURCHASE TWO MEDIUM-DUTY BUSES		0	144	144	115	0	29
7	FTA	FT22272	CASPER CITY OF CASPER	5339	CAPITAL/COMM EQUIPMENT		0	50	50	40	0	10
7	FTA	FT22273	CASPER CITY OF CASPER	5339	CAPITAL/BUS SHELTERS		0	30	30	24	0	6
FY TOTAL:							\$0	\$754	\$754	\$179	\$300	\$275

Aeronautics Projects

Fiscal Year: 2022

Aero Comm Dist	Project		General Location		Character of Work	Cost \$1,000						
						PE FY	PE	CE & CON	TOTAL	FED	ST	OTH
3	AERO	ACP001D	CASPER		AIRCRAFT RESCUE FIRE TRAINING		0	60	60	0	54	6
3	AERO	ACP008A	CASPER		AIRPORT LIGHTING OR SIGNAGE		0	1,253	1,253	1,175	47	31
3	AERO	ACP018A	CASPER		BUILDINGS		0	350	350	0	280	70
FY TOTAL:							\$0	\$1,663	\$1,663	\$1,175	\$381	\$107
Grand Total: 2022, Natrona County							\$3,009	\$61,228	\$64,240	\$55,780	\$6,067	\$2,390



Wyoming Department of Transportation
5300 Bishop Blvd
Cheyenne, WY 82009

STATE TRANSPORTATION IMPROVEMENT PROJECTS ENGINEERING & CONSTRUCTION

Natrona County

Transportation Projects

Fiscal Year: 2023

Trans Comm Dist	Project		General Location Detail Location	Begin RM	End RM	Length	Character of Work	Cost \$1,000						
								PE FY	PE	CE & CON	TOTAL	FED	ST	OTH
7	NHPPI-SIB	I254161	GLENROCK TO CASPER CASPER MARGINAL/I-25	188.01	188.89	0.88	RECONSTRUCTION	2018	601	12,826	13,427	12,455	972	0
7	HIP	I254169	GLENROCK TO CASPER I 25/STRUCTURE NO. AIJ, DKW, FDH, FDG, AIH, DKV, AIK	188.34	188.34	0.00	BRIDGE REPLACEMENT		0	16,257	16,257	15,080	1,177	0
FY TOTAL:						0.88			\$601	\$29,083	\$29,684	\$27,535	\$2,149	\$0

Aeronautics Projects

Fiscal Year: 2023

Aero Comm Dist	Project		General Location		Character of Work	Cost \$1,000						
						PE FY	PE	CE & CON	TOTAL	FED	ST	OTH
3	AERO	ACP001E	CASPER		AIRCRAFT RESCUE FIRE TRAINING		0	60	60	0	54	6
3	AERO	ACP029B	CASPER		PAVEMENT REHABILITATION		0	6,773	6,773	6,350	254	169
FY TOTAL:							\$0	\$6,833	\$6,833	\$6,350	\$308	\$175
Grand Total: 2023, Natrona County							\$601	\$35,916	\$36,517	\$33,885	\$2,457	\$175



Wyoming Department of Transportation
5300 Bishop Blvd
Cheyenne, WY 82009

STATE TRANSPORTATION IMPROVEMENT PROJECTS ENGINEERING & CONSTRUCTION

Natrona County

Transportation Projects

Fiscal Year: 2024

Trans Comm Dist	Project		General Location Detail Location	Begin RM	End RM	Length	Character of Work	Cost \$1,000						
								PE FY	PE	CE & CON	TOTAL	FED	ST	OTH
7	NHPPI	I254164	CASPER TO JOHNSON COUNTY COUNTY LINE SOUTH/I-25	227.12	234.85	7.73	PAVEMENT RESURFACE	2021	33	1,603	1,636	1,517	118	0
7	STP	N212123	CASPER CY AVENUE AND WYO BOULEVARD INTERCHANGE/WY 220	113.36	113.36	0.00	PAVEMENT REHABILITATION	2020	65	3,087	3,153	2,852	300	0
7	STP	N212124	CASPER POPLAR STREET/CY AVENUE-COLLINS STREET/WY 220	115.36	115.77	0.41	RECONSTRUCTION	2019	287	4,116	4,403	3,985	419	0
FY TOTAL:						8.14			\$385	\$8,806	\$9,192	\$8,354	\$837	\$0

Aeronautics Projects

Fiscal Year: 2024

Aero Comm Dist	Project		General Location		Character of Work	Cost \$1,000						
						PE FY	PE	CE & CON	TOTAL	FED	ST	OTH
3	AERO	ACP001F	CASPER		AIRCRAFT RESCUE FIRE TRAINING		0	60	60	0	54	6
3	AERO	ACP019A	CASPER		BUILDINGS		0	350	350	0	280	70
3	AERO	ACP020A	CASPER		PAVEMENT MAINTENANCE		0	1,111	1,111	0	1,000	111
3	AERO	ACP029C	CASPER		PAVEMENT REHABILITATION		0	1,253	1,253	1,175	47	31
FY TOTAL:							\$0	\$2,774	\$2,774	\$1,175	\$1,381	\$218
Grand Total: 2024, Natrona County							\$385	\$11,580	\$11,966	\$9,529	\$2,218	\$218



Wyoming Department of Transportation
5300 Bishop Blvd
Cheyenne, WY 82009

STATE TRANSPORTATION IMPROVEMENT PROJECTS ENGINEERING & CONSTRUCTION

Natrona County

Transportation Projects

Fiscal Year: 2025

Trans Comm Dist	Project		General Location Detail Location	Begin RM	End RM	Length	Character of Work	Cost \$1,000						
								PE FY	PE	CE & CON	TOTAL	FED	ST	OTH
7	NHPPI	I254167	GLENROCK TO CASPER CASPER MARGINAL/I-25 STRUCTURE NO. AIF, DKU, BMA	186.04	188.01	1.97	RECONSTRUCTION	2020	1,945	25,573	27,517	25,525	1,992	0
FY TOTAL:									\$1,945	\$25,573	\$27,517	\$25,525	\$1,992	\$0

Aeronautics Projects

Fiscal Year: 2025

Aero Comm Dist	Project		General Location		Character of Work	Cost \$1,000						
						PE FY	PE	CE & CON	TOTAL	FED	ST	OTH
3	AERO	ACP001G	CASPER		AIRCRAFT RESCUE FIRE TRAINING		0	60	60	0	54	6
3	AERO	ACP008B	CASPER		AIRPORT LIGHTING OR SIGNAGE		0	1,253	1,253	1,175	47	31
FY TOTAL:							\$0	\$1,313	\$1,313	\$1,175	\$101	\$37
Grand Total: 2025, Natrona County							\$1,945	\$26,886	\$28,830	\$26,700	\$2,093	\$37



Wyoming Department of Transportation
5300 Bishop Blvd
Cheyenne, WY 82009

STATE TRANSPORTATION IMPROVEMENT PROJECTS ENGINEERING & CONSTRUCTION

Natrona County

Transportation Projects

Fiscal Year: 2026

Trans Comm Dist	Project		General Location Detail Location	Begin RM	End RM	Length	Character of Work	Cost \$1,000						
								PE FY	PE	CE & CON	TOTAL	FED	ST	OTH
7	STP	0505021	CASPER TO GLENROCK US 20/26/287/CASPER EAST SECTION	176.39	183.91	7.52	PAVEMENT REHABILITATION	2020	274	5,219	5,493	4,971	522	0
7	STP-BR	B262007	INTERSTATE 25 I-25/SBL/STRUCTURE NO. AIV	194.26	194.26	0.00	STRUCTURE REPAIR	2021	118	1,720	1,838	1,663	175	0
7	STP	P421027	EDGERTON TO WRIGHT MEADOW CREEK/WY 387	102.05	109.00	6.95	PAVEMENT REHABILITATION	2023	267	3,897	4,163	3,767	396	0
FY TOTAL:						14.47			\$659	\$10,836	\$11,494	\$10,401	\$1,093	\$0

Aeronautics Projects

Fiscal Year: 2026

Aero Comm Dist	Project		General Location		Character of Work	Cost \$1,000						
						PE FY	PE	CE & CON	TOTAL	FED	ST	OTH
3	AERO	ACP001H	CASPER		AIRCRAFT RESCUE FIRE TRAINING		0	60	60	0	54	6
3	AERO	ACP026C	CASPER		PAVEMENT REHABILITATION		0	1,253	1,253	1,175	47	31
3	AERO	ACP030A	CASPER		AIRPORT EQUIPMENT		0	110	110	0	55	55
FY TOTAL:							\$0	\$1,423	\$1,423	\$1,175	\$156	\$92
Grand Total: 2026, Natrona County							\$659	\$12,259	\$12,917	\$11,576	\$1,249	\$92



Wyoming Department of Transportation
5300 Bishop Blvd
Cheyenne, WY 82009

STATE TRANSPORTATION IMPROVEMENT PROJECTS ENGINEERING & CONSTRUCTION

Natrona County

Transportation Projects

Fiscal Year: 2027

Trans Comm Dist	Project		General Location Detail Location	Begin RM	End RM	Length	Character of Work	Cost \$1,000						
								PE FY	PE	CE & CON	TOTAL	FED	ST	OTH
7	STP-GM	1301020	CASPER CASPER MOUNTAIN ROAD/WY 251 SHELF	6.00	8.35	2.35	SLIDE REPAIR	2020	145	3,190	3,335	3,018	317	0
7	NHPP	N212126	MUDDY GAP TO CASPER WYO 220	58.30	65.10	6.80	PAVEMENT REHABILITATION	2024	522	7,698	8,221	7,439	782	0
7	NHPP	N341118	CASPER US 20/26, JCT WY 251/255	1.20	3.86	2.66	PAVEMENT REHABILITATION	2023	455	6,701	7,155	6,475	680	0
7	STP	P421026	EDGERTON SMOKEY GAP SECTION/WY 387 SHELF	93.45	102.30	8.85	PAVEMENT REHABILITATION	2020	167	5,117	5,284	4,782	503	0
7	STP	W253007	CASPER WY 253/CASPER HAT SIX	1.08	10.90	9.82	PAVEMENT REHABILITATION	2020	226	2,018	2,244	2,031	213	0
7	STP	W258026	CASPER WYOMING BLVD/WY 258 SHELF	12.93	16.81	3.88	PAVEMENT REHABILITATION	2021	250	7,665	7,915	7,162	753	0
FY TOTAL:						34.36			\$1,765	\$32,389	\$34,154	\$30,907	\$3,248	\$0
Grand Total: 2027, Natrona County									\$1,765	\$32,389	\$34,154	\$30,907	\$3,248	\$0



Wyoming Department of Transportation
5300 Bishop Blvd
Cheyenne, WY 82009

STATE TRANSPORTATION IMPROVEMENT PROJECTS ENGINEERING & CONSTRUCTION

Natrona County

Transportation Projects

Fiscal Year: Future Year

Trans Comm Dist	Project		General Location Detail Location	Begin RM	End RM	Length	Character of Work	Cost \$1,000						
								PE FY	PE	CE & CON	TOTAL	FED	ST	OTH
7	SCP-TC	N341115	CASPER TO SHOSHONI NATRONA WEST-POWDER RIVER US 20/26/87	30.06	43.32	13.26	PAVEMENT REHABILITATION	2019	257	12,503	12,760	232	12,527	0
FY TOTAL:						13.26			\$257	\$12,503	\$12,760	\$232	\$12,527	\$0
Grand Total: Future Year, Natrona County									\$257	\$12,503	\$12,760	\$232	\$12,527	\$0



Wyoming Department of Transportation
5300 Bishop Blvd
Cheyenne, WY 82009

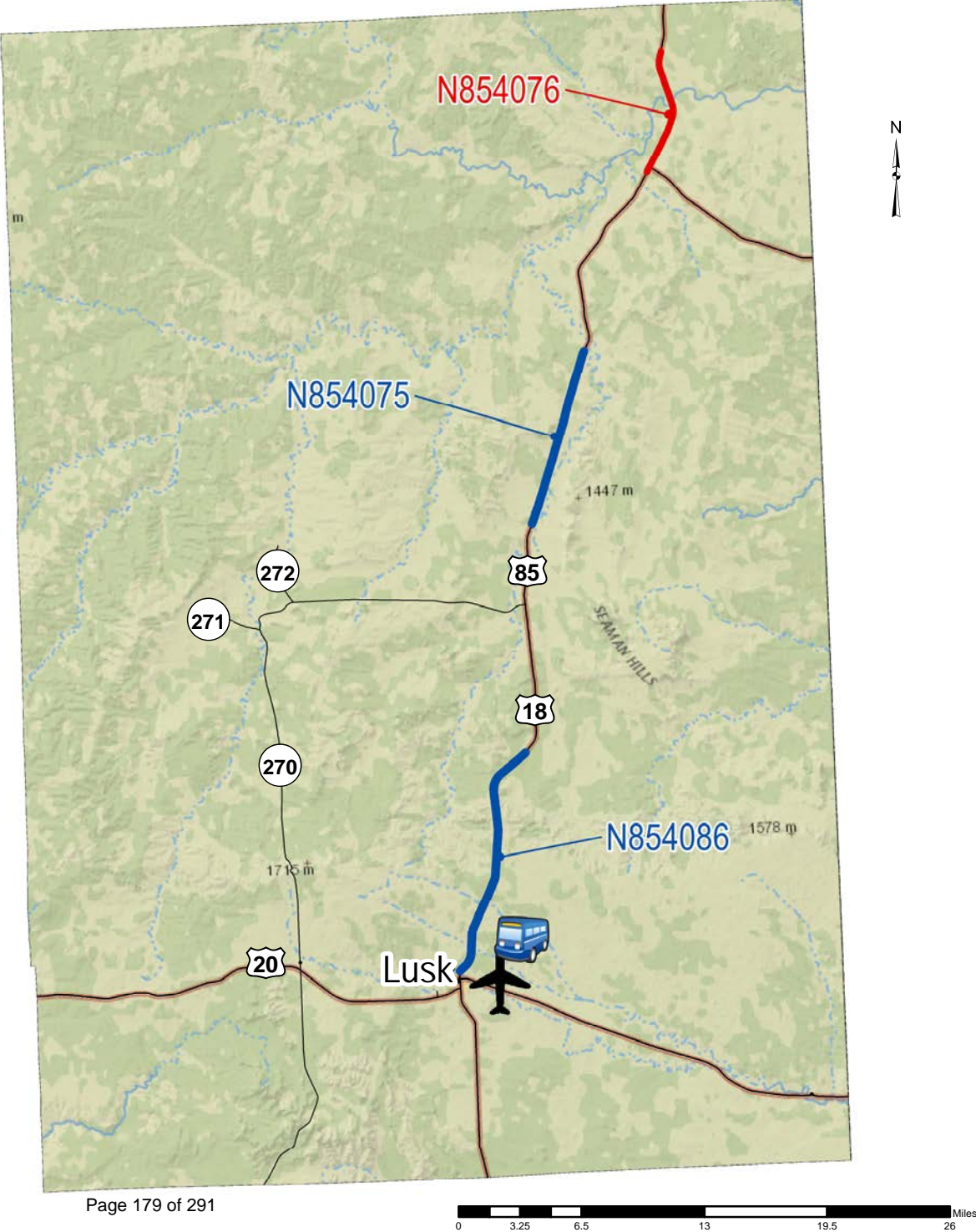
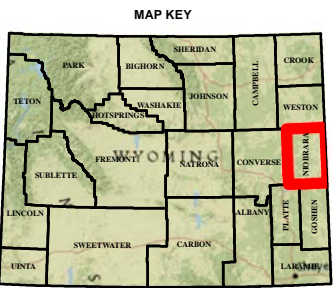
STATE TRANSPORTATION IMPROVEMENT PROJECTS COUNTY TOTAL

County		Transportation Projects	Capital Improvement Projects	Communications Projects	Transit Projects	Aeronautics Projects	Total
Natrona	2022	\$61,772,000	\$51,000	\$0	\$754,000	\$1,663,000	\$64,240,000
	2023	\$29,684,000	\$0	\$0	\$0	\$6,833,000	\$36,517,000
	2024	\$9,192,000	\$0	\$0	\$0	\$2,774,000	\$11,966,000
	2025	\$27,517,000	\$0	\$0	\$0	\$1,313,000	\$28,830,000
	2026	\$11,494,000	\$0	\$0	\$0	\$1,423,000	\$12,917,000
	2027	\$34,154,000	\$0	\$0	\$0	\$0	\$34,154,000
	Future Year	\$12,760,000	\$0	\$0	\$0	\$0	\$12,760,000
	Total	\$186,573,000	\$51,000	\$0	\$754,000	\$14,006,000	\$201,384,000

NIOBRARA COUNTY

Key to FY 2022 STIP

- 2022
- Future
- Communications
- Aeronautics
- Transit
- Capital Improvement
- Urban Boundray Inset





Wyoming Department of Transportation
5300 Bishop Blvd
Cheyenne, WY 82009

STATE TRANSPORTATION IMPROVEMENT PROJECTS ENGINEERING & CONSTRUCTION

Niobrara County

Transportation Projects

Fiscal Year: 2022

Trans Comm Dist	Project		General Location Detail Location	Begin RM	End RM	Length	Character of Work	Cost \$1,000						
								PE FY	PE	CE & CON	TOTAL	FED	ST	OTH
6	NHPP	N854076	MULE CREEK JUNCTION TO NEWCASTLE MULE CREEK JUNCTION NORTH/US 85	195.76	202.56	6.80	PAVEMENT REHABILITATION	2020	383	4,600	4,983	4,509	474	0
FY TOTAL:									\$383	\$4,600	\$4,983	\$4,509	\$474	\$0

Transit Projects

Fiscal Year: 2022

Trans Comm Dist	Project		General Location Eligible Provider	Funding Source	Character of Work	Cost \$1,000								
						PE FY	PE	CE & CON	TOTAL	FED	ST	OTH		
6	FTA	FT22224	LUSK NIOBRARA SENIOR CENTER, INC.	STATE	OPERATING/ADMIN/MAINT		0	57	57	0	37	20		
6	FTA	FT22259	LUSK NIOBRARA SENIOR CENTER, INC.	5339	PURCHASE NON-ADA VEHICLE		0	32	32	16	0	16		
FY TOTAL:									\$0	\$89	\$89	\$16	\$37	\$36
Grand Total: 2022, Niobrara County							\$383	\$4,689	\$5,072	\$4,525	\$511	\$36		

Transportation Projects

Fiscal Year: 2023

Trans Comm Dist	Project		General Location Detail Location	Begin RM	End RM	Length	Character of Work	Cost \$1,000						
								PE FY	PE	CE & CON	TOTAL	FED	ST	OTH
6	NHPP	N854086	LUSK HAT CREEK/US 85	150.22	162.92	12.70	PAVEMENT REHABILITATION	2020	1,090	13,752	14,842	13,431	1,412	0
FY TOTAL:						12.70			\$1,090	\$13,752	\$14,842	\$13,431	\$1,412	\$0
Grand Total: 2023, Niobrara County									\$1,090	\$13,752	\$14,842	\$13,431	\$1,412	\$0



Wyoming Department of Transportation
5300 Bishop Blvd
Cheyenne, WY 82009

STATE TRANSPORTATION IMPROVEMENT PROJECTS ENGINEERING & CONSTRUCTION

Niobrara County

Transportation Projects

Fiscal Year: 2024

Trans Comm Dist	Project		General Location Detail Location	Begin RM	End RM	Length	Character of Work	Cost \$1,000						
								PE FY	PE	CE & CON	TOTAL	FED	ST	OTH
6	STP	N854075	LUSK TO MULE CREEK JUNCTION HAT CREEK-RED BIRD SOUTH/US 85	175.31	184.93	9.62	PAVEMENT RESURFACE	2023	10	478	487	441	46	0
FY TOTAL:						9.62			\$10	\$478	\$487	\$441	\$46	\$0

Aeronautics Projects

Fiscal Year: 2024

Aero Comm Dist	Project		General Location		Character of Work	Cost \$1,000						
						PE FY	PE	CE & CON	TOTAL	FED	ST	OTH
3	AERO	ALS005A	LUSK		PAVEMENT MAINTENANCE		0	200	200	180	12	8
FY TOTAL:							\$0	\$200	\$200	\$180	\$12	\$8
Grand Total: 2024, Niobrara County							\$10	\$678	\$687	\$621	\$58	\$8

Aeronautics Projects

Fiscal Year: 2026

Aero Comm Dist	Project		General Location		Character of Work	Cost \$1,000						
						PE FY	PE	CE & CON	TOTAL	FED	ST	OTH
3	AERO	ALS003A	LUSK		PAVEMENT EXPANSION		0	889	889	800	53	36
FY TOTAL:							\$0	\$889	\$889	\$800	\$53	\$36
Grand Total: 2026, Niobrara County							\$0	\$889	\$889	\$800	\$53	\$36



Wyoming Department of Transportation
5300 Bishop Blvd
Cheyenne, WY 82009


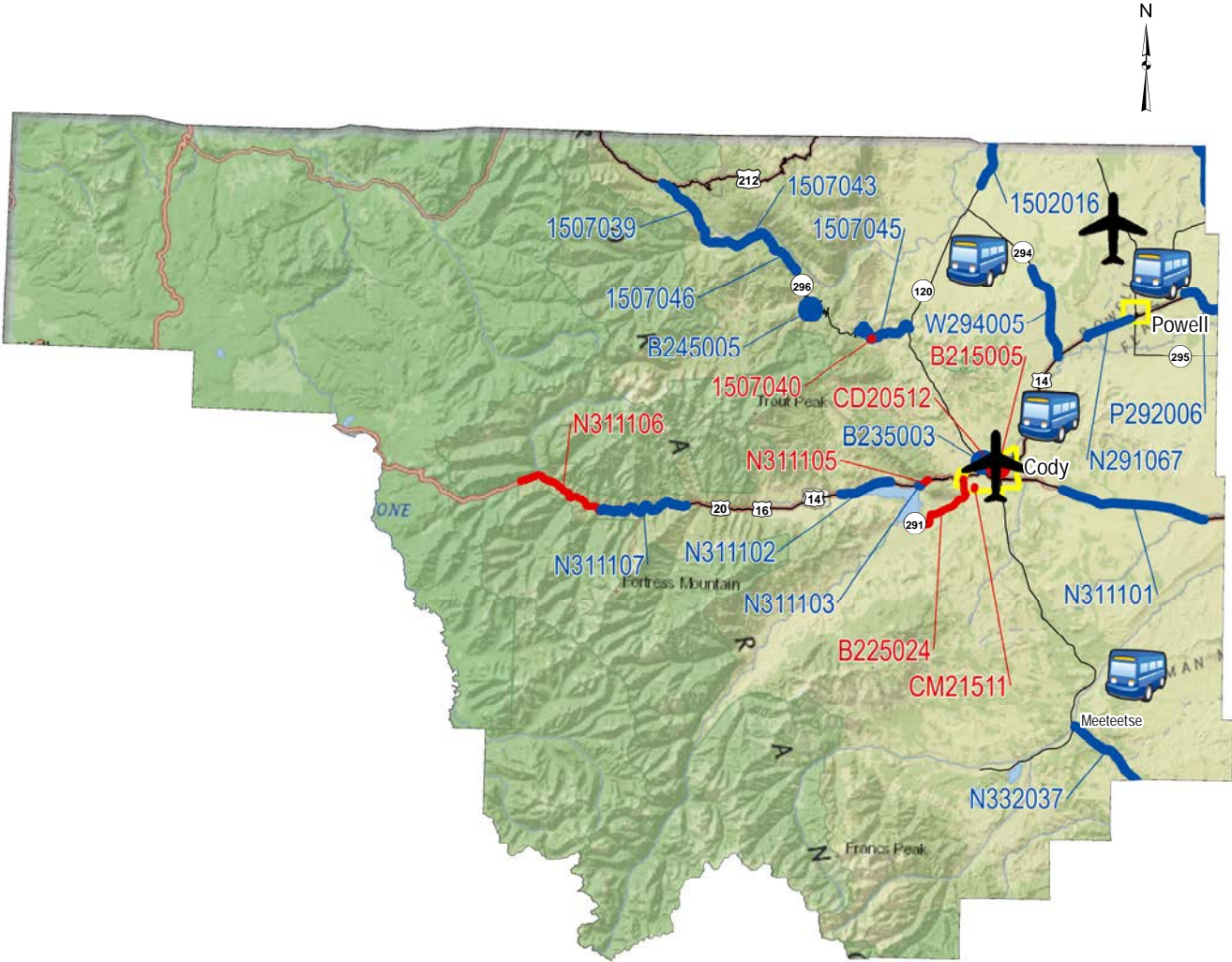
STATE TRANSPORTATION IMPROVEMENT PROJECTS COUNTY TOTAL

County		Transportation Projects	Capital Improvement Projects	Communications Projects	Transit Projects	Aeronautics Projects	Total
Niobrara	2022	\$4,983,000	\$0	\$0	\$89,000	\$0	\$5,072,000
	2023	\$14,842,000	\$0	\$0	\$0	\$0	\$14,842,000
	2024	\$487,000	\$0	\$0	\$0	\$200,000	\$687,000
	2026	\$0	\$0	\$0	\$0	\$889,000	\$889,000
	Total	\$20,312,000	\$0	\$0	\$89,000	\$1,089,000	\$21,490,000

PARK COUNTY

Key to FY 2022 STIP


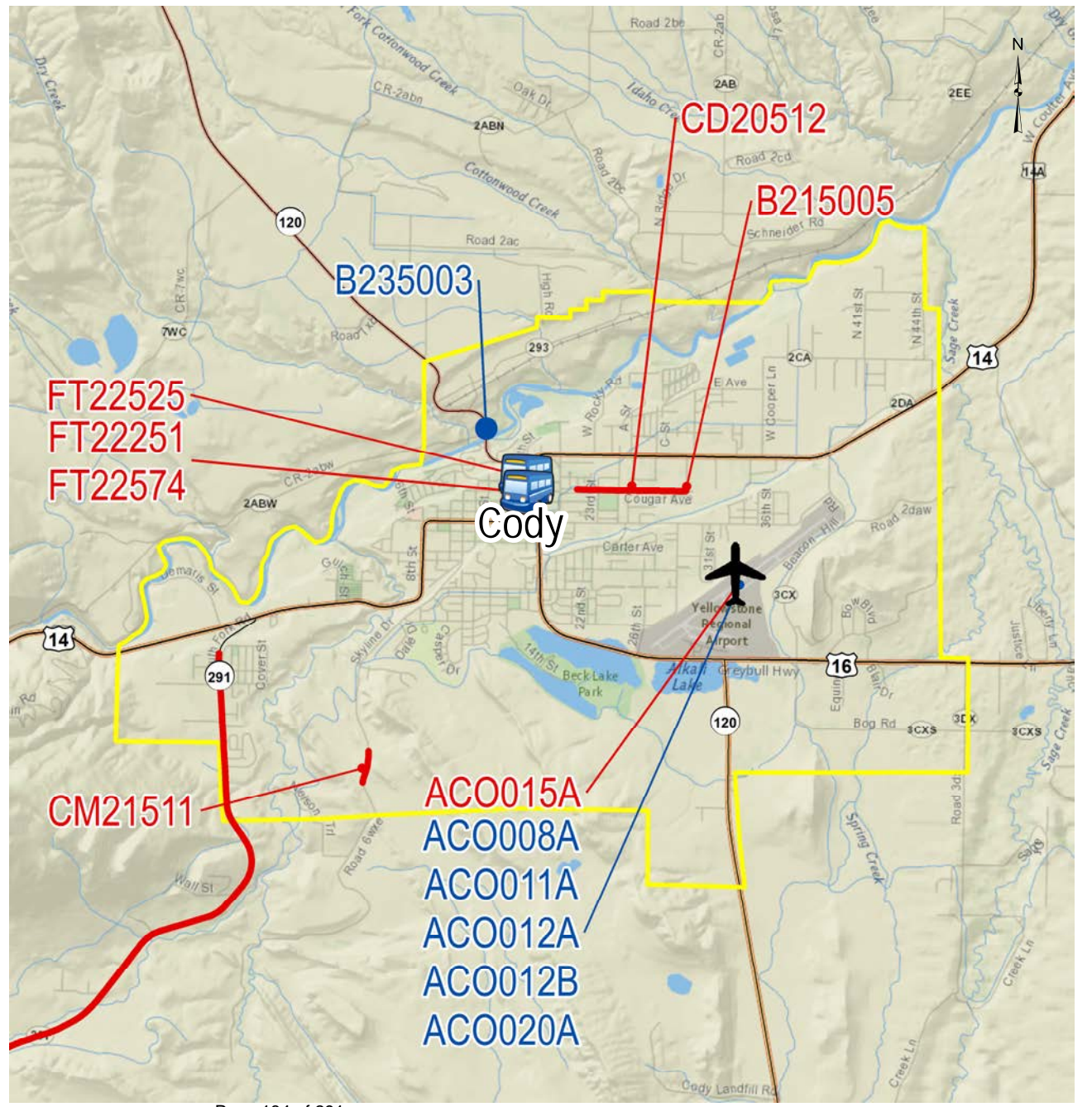
- 2022
- Future
- Communications
- Aeronautics
- Transit
- Capital Improvement
- Urban Boundray Inset



Cody INSET

Key to FY 2022 STIP

- 2022
- Future
- Communications
- Aeronautics
- Transit
- Capital Improvement
- 2019 Urban Boundray Inset
- 1:75,040 Map Extent


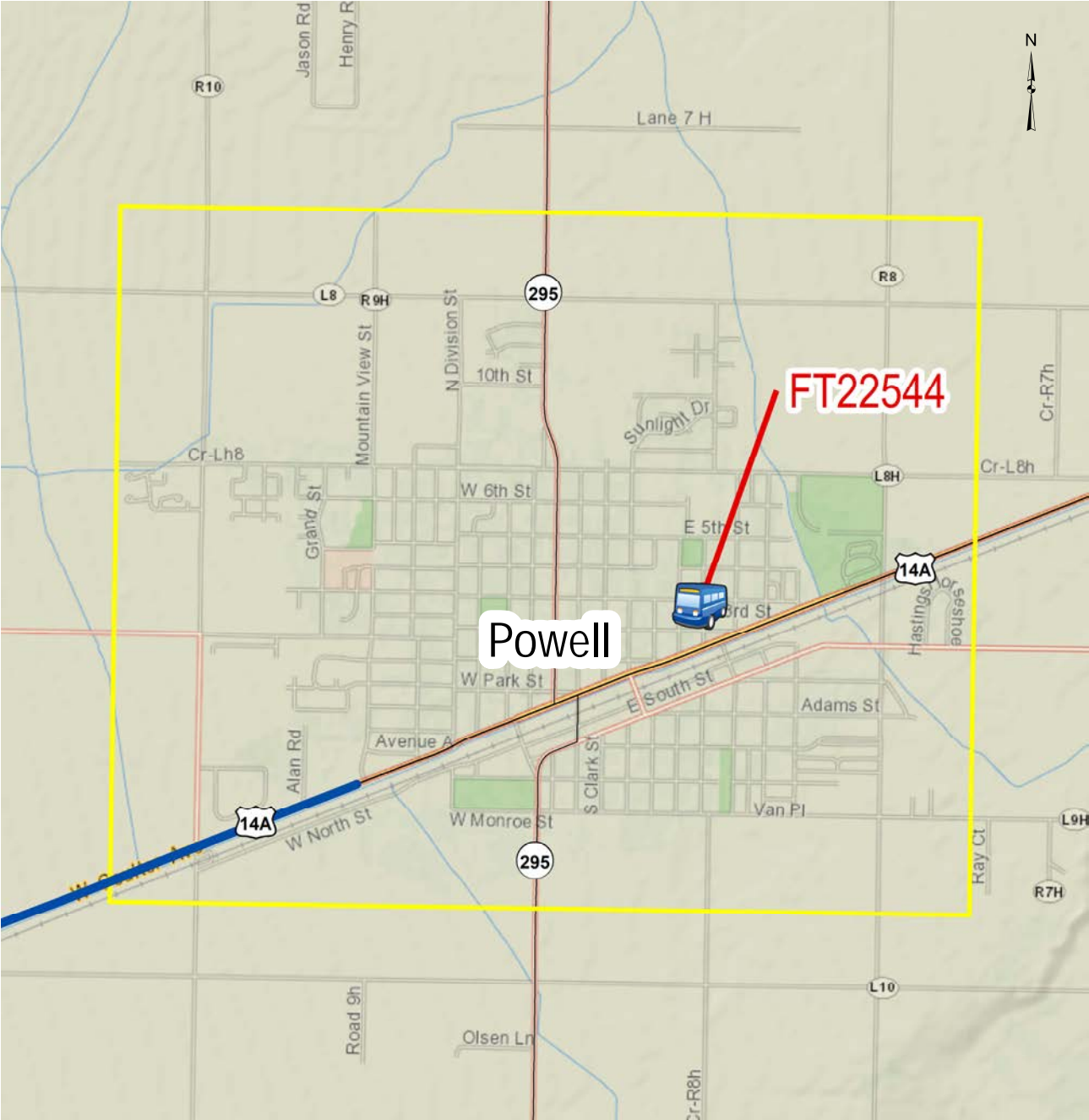
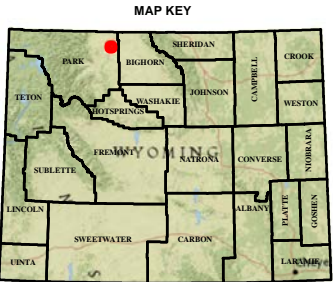


Powell INSET

Key to FY 2022 STIP

- 2022
- Future
- Communications
- Aeronautics
- Transit
- Capital Improvement
- 2019 Urban Boundray Inset

1:30,050 Map Extent





Wyoming Department of Transportation
5300 Bishop Blvd
Cheyenne, WY 82009

STATE TRANSPORTATION IMPROVEMENT PROJECTS ENGINEERING & CONSTRUCTION

Park County

Transportation Projects

Fiscal Year: 2022

Trans Comm Dist	Project		General Location Detail Location	Begin RM	End RM	Length	Character of Work	Cost \$1,000						
								PE FY	PE	CE & CON	TOTAL	FED	ST	OTH
5	STP	1507040	CHIEF JOSEPH RED GRADE/TWO DOT SLIDE/WY 296	41.24	41.44	0.20	SLIDE REPAIR	2018	120	4,416	4,535	4,105	431	0
5	STPU-CO	B215005	CODY COUGAR AVENUE BETWEEN FREEDOM STREET AND US14A	103.55	103.55	0.00	NEW CONSTRUCTION	2018	22	0	22	20	0	2
5	CD	CD20512	CODY 9TH 10TH 17TH 19TH STREETS/COUGAR BECK CODY CANYON SALSBURY AND BLEISTEIN AVENUES LPA-CITY OF CODY	102.74	103.55	0.81	COMMUNITY DEVELOPMENT	2020	55	460	515	412	0	103
5	CM	CM21511	PARK COUNTY VARIOUS COUNTY ROADS LPA-PARK COUNTY	1.99	2.26	0.27	ENVIRONMENTAL		0	89	89	71	0	18
5	HSIP	N311105	YELLOWSTONE NATIONAL PARK TO CODY CODY TUNNELS/US 14/16/20	45.00	46.00	1.00	SAFETY IMPROVEMENTS	2020	169	3,045	3,214	2,908	306	0
5	SCP-TC	N311106	YELLOWSTONE NATIONAL PARK TO CODY PAHASKA SECTION/US 14/16/20	0.00	10.25	10.25	PAVEMENT RESURFACE	2021	232	5,265	5,496	210	5,287	0
FY TOTAL:						12.53			\$598	\$13,275	\$13,871	\$7,726	\$6,024	\$123



Wyoming Department of Transportation
5300 Bishop Blvd
Cheyenne, WY 82009

STATE TRANSPORTATION IMPROVEMENT PROJECTS ENGINEERING & CONSTRUCTION

Park County

Transit Projects

Fiscal Year: 2022

Trans Comm Dist	Project		General Location Eligible Provider	Funding Source	Character of Work	Cost \$1,000						
						PE FY	PE	CE & CON	TOTAL	FED	ST	OTH
5	FTA	FT22525	CODY CODY COUNCIL ON AGING, INC.	5311	OPERATING/ADMIN/MAINT		0	186	186	119	0	68
5	FTA	FT22526	MEETEETSE MEETEETSE RECREATION DISTRICT	STATE	OPERATING/ADMIN/MAINT		0	28	28	0	19	9
5	FTA	FT22544	POWELL POWELL SENIOR CITIZENS AGO-GO, INC.	STATE	OPERATING/ADMIN/MAINT		0	145	145	0	86	59
FY TOTAL:							\$0	\$359	\$359	\$119	\$105	\$136

Aeronautics Projects

Fiscal Year: 2022

Aero Comm Dist	Project		General Location		Character of Work	Cost \$1,000						
						PE FY	PE	CE & CON	TOTAL	FED	ST	OTH
4	AERO	ACO015A	CODY		PAVEMENT REHABILITATION		0	1,067	1,067	1,000	40	27
4	AERO	APO003A	POWELL		PLANNING STUDY		0	333	333	300	20	13
FY TOTAL:							\$0	\$1,400	\$1,400	\$1,300	\$60	\$40

Grand Total: 2022, Park County

\$598 \$15,034 \$15,630 \$9,145 \$6,189 \$299



Wyoming Department of Transportation
5300 Bishop Blvd
Cheyenne, WY 82009

STATE TRANSPORTATION IMPROVEMENT PROJECTS ENGINEERING & CONSTRUCTION

Park County

Transportation Projects

Fiscal Year: 2023

Trans Comm Dist	Project		General Location Detail Location	Begin RM	End RM	Length	Character of Work	Cost \$1,000						
								PE FY	PE	CE & CON	TOTAL	FED	ST	OTH
5	STP-GM	1507046	CHIEF JOSEPH WY 296/VARIOUS LOCATIONS	15.32	19.30	3.98	DRAINAGE REPAIR	2020	50	1,500	1,550	1,403	147	0
5	NHPP	N311101	CODY TO GREYBULL EAGLE PASS SECTION/US 14/16/20/STRUCTURE NO. CAA	60.90	75.72	14.82	PAVEMENT REHABILITATION	2021	200	7,570	7,770	7,031	739	0
5	NHPP	N311102	YELLOWSTONE TO CODY BUFFALO BILL RESERVOIR/US 14/16/20	36.41	41.69	5.28	PAVEMENT REHABILITATION	2020	100	4,561	4,661	4,218	443	0
5	STP	W294005	RALSTON NORTH/BADGER BASIN SECTION/WY 294	0.01	9.84	9.84	PAVEMENT REHABILITATION	2020	360	4,050	4,410	3,991	419	0
FY TOTAL:						33.92			\$710	\$17,681	\$18,391	\$16,643	\$1,748	\$0

Aeronautics Projects

Fiscal Year: 2023

Aero Comm Dist	Project		General Location		Character of Work	Cost \$1,000						
						PE FY	PE	CE & CON	TOTAL	FED	ST	OTH
4	AERO	ACO008A	CODY		PAVEMENT MAINTENANCE		0	500	500	0	450	50
4	AERO	ACO011A	CODY		AIRPORT EQUIPMENT		0	1,067	1,067	1,000	40	27
4	AERO	APO004A	POWELL		PAVEMENT MAINTENANCE		0	232	232	0	209	23
FY TOTAL:							\$0	\$1,799	\$1,799	\$1,000	\$699	\$100
Grand Total: 2023, Park County							\$710	\$19,480	\$20,190	\$17,643	\$2,447	\$100



Wyoming Department of Transportation
5300 Bishop Blvd
Cheyenne, WY 82009

STATE TRANSPORTATION IMPROVEMENT PROJECTS ENGINEERING & CONSTRUCTION

Park County

Transportation Projects

Fiscal Year: 2024

Trans Comm Dist	Project		General Location Detail Location	Begin RM	End RM	Length	Character of Work	Cost \$1,000						
								PE FY	PE	CE & CON	TOTAL	FED	ST	OTH
5	SCP-TC	1507039	CHIEF JOSEPH SUNLIGHT/SWAMP LAKE/WY 296	0.00	8.48	8.48	PAVEMENT REHABILITATION	2020	196	3,773	3,969	177	3,792	0
5	NHPP-GM	N311103	YELLOWSTONE NATIONAL PARK TO CODY US 14/16/20	44.67	45.03	0.36	DRAINAGE REPAIR	2021	45	2,000	2,045	1,850	194	0
FY TOTAL:				8.84					\$241	\$5,773	\$6,014	\$2,027	\$3,986	\$0

Aeronautics Projects

Fiscal Year: 2024

Aero Comm Dist	Project		General Location		Character of Work	Cost \$1,000						
						PE FY	PE	CE & CON	TOTAL	FED	ST	OTH
4	AERO	ACO020A	CODY				0	1,067	1,067	1,000	40	27
4	AERO	APO013A	POWELL		AIRPORT EQUIPMENT		0	50	50	0	45	5
FY TOTAL:							\$0	\$1,117	\$1,117	\$1,000	\$85	\$32
Grand Total: 2024, Park County							\$241	\$6,890	\$7,131	\$3,027	\$4,071	\$32



Wyoming Department of Transportation
5300 Bishop Blvd
Cheyenne, WY 82009

STATE TRANSPORTATION IMPROVEMENT PROJECTS ENGINEERING & CONSTRUCTION

Park County

Transportation Projects

Fiscal Year: 2025

Trans Comm Dist	Project		General Location Detail Location	Begin RM	End RM	Length	Character of Work	Cost \$1,000							
								PE FY	PE	CE & CON	TOTAL	FED	ST	OTH	
5	STP	1507043	CHIEF JOSEPH SUGAR LOAF/WY 296	8.45	17.19	8.74	PAVEMENT RESURFACE	2022	202	5,299	5,501	4,978	523	0	
5	NHPP	N332037	THERMOPOLIS TO MEETEETSE MEETEETSE SOUTH/WY 120	43.10	51.49	8.39	PAVEMENT REHABILITATION	2020	150	4,818	4,968	4,496	472	0	
FY TOTAL:								17.13		\$352	\$10,117	\$10,469	\$9,474	\$995	\$0

Aeronautics Projects

Fiscal Year: 2025

Aero Comm Dist	Project		General Location		Character of Work	Cost \$1,000						
						PE FY	PE	CE & CON	TOTAL	FED	ST	OTH
4	AERO	ACO012A	CODY		AIRPORT EQUIPMENT		0	1,067	1,067	1,000	40	27
4	AERO	APO011A	POWELL		AIRPORT EQUIPMENT		0	200	200	180	12	8
FY TOTAL:							\$0	\$1,267	\$1,267	\$1,180	\$52	\$35
Grand Total: 2025, Park County							\$352	\$11,384	\$11,736	\$10,654	\$1,047	\$35



Wyoming Department of Transportation
5300 Bishop Blvd
Cheyenne, WY 82009

STATE TRANSPORTATION IMPROVEMENT PROJECTS ENGINEERING & CONSTRUCTION

Park County

Transportation Projects

Fiscal Year: 2026

Trans Comm Dist	Project		General Location Detail Location	Begin RM	End RM	Length	Character of Work	Cost \$1,000						
								PE FY	PE	CE & CON	TOTAL	FED	ST	OTH
5	NHPP	N311107	YELLOWSTONE NATIONAL PARK TO CODY PALISADES SECTION/US 14/16/20	10.42	20.12	9.70	PAVEMENT REHABILITATION	2023	490	7,154	7,644	6,917	727	0
5	STP	P292006	GARLAND TO BYRON MOUNTAIN SECTION/US 14A	29.52	34.33	4.81	PAVEMENT REHABILITATION	2023	270	3,942	4,212	3,812	401	0
FY TOTAL:				14.51					\$760	\$11,096	\$11,856	\$10,729	\$1,128	\$0

Aeronautics Projects

Fiscal Year: 2026

Aero Comm Dist	Project		General Location		Character of Work	Cost \$1,000						
						PE FY	PE	CE & CON	TOTAL	FED	ST	OTH
4	AERO	ACO012B	CODY		PAVEMENT REHABILITATION		0	1,067	1,067	1,000	40	27
4	AERO	APO010A	POWELL		AIRPORT LIGHTING OR SIGNAGE		0	333	333	300	20	13
4	AERO	APO012A	POWELL		AIRPORT LIGHTING OR SIGNAGE		0	167	167	150	10	7
FY TOTAL:							\$0	\$1,567	\$1,567	\$1,450	\$70	\$47
Grand Total: 2026, Park County							\$760	\$12,663	\$13,423	\$12,179	\$1,198	\$47



Wyoming Department of Transportation
5300 Bishop Blvd
Cheyenne, WY 82009

STATE TRANSPORTATION IMPROVEMENT PROJECTS ENGINEERING & CONSTRUCTION

Park County

Transportation Projects

Fiscal Year: 2027

Trans Comm Dist	Project		General Location Detail Location	Begin RM	End RM	Length	Character of Work	Cost \$1,000						
								PE FY	PE	CE & CON	TOTAL	FED	ST	OTH
5	STP	1502016	CODY TO MONTANA WY 120	132.80	137.53	4.73	PAVEMENT REHABILITATION	2024	182	2,680	2,863	2,590	272	0
5	STP-RF	1507045	CHIEF JOSEPH TWO DOT SECTION/WY 296 SHELF	38.20	46.20	8.00	FENCING	2020	25	430	455	411	43	0
5	NHPP	N291067	CODY TO POWELL US 14A	18.65	23.34	4.69	PAVEMENT REHABILITATION	2019	300	4,422	4,722	4,273	449	0
FY TOTAL:						17.42			\$507	\$7,532	\$8,040	\$7,274	\$764	\$0
Grand Total: 2027, Park County									\$507	\$7,532	\$8,040	\$7,274	\$764	\$0



Wyoming Department of Transportation
5300 Bishop Blvd
Cheyenne, WY 82009


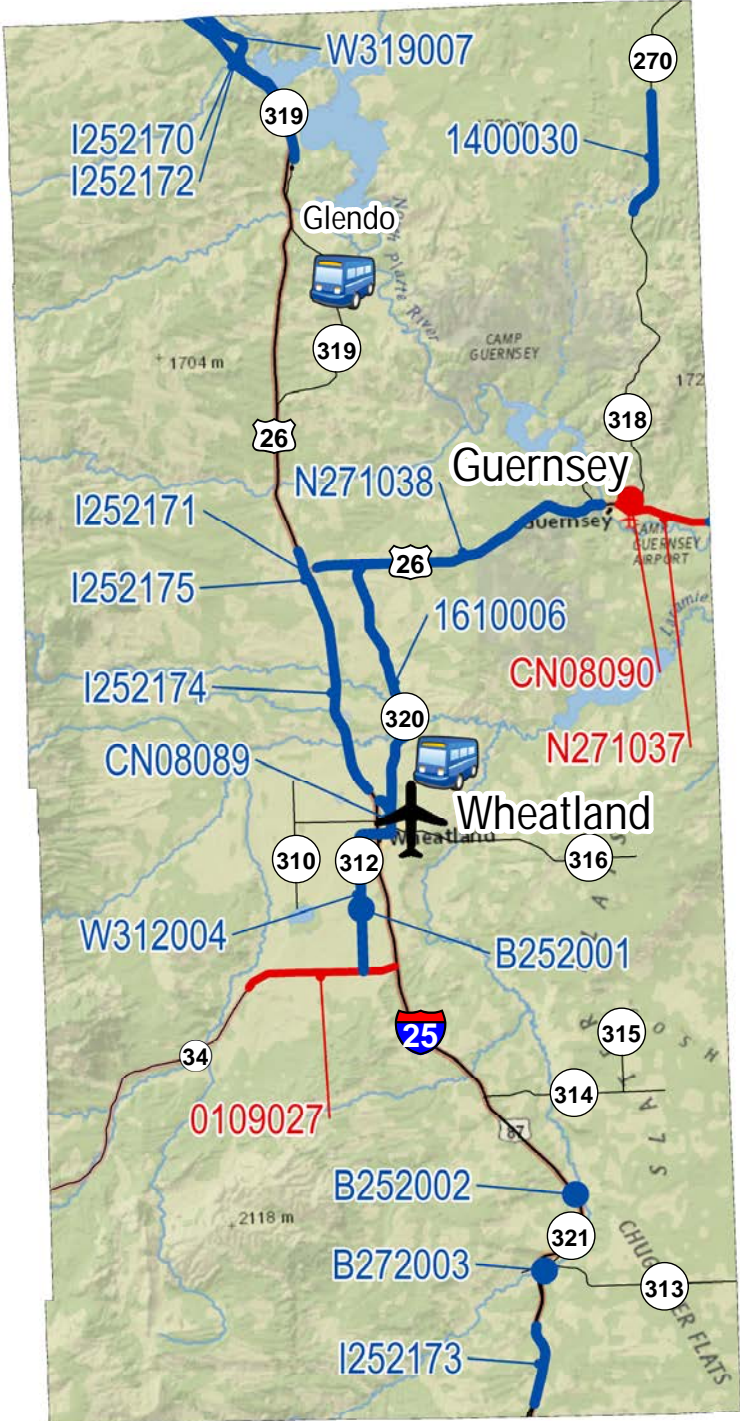
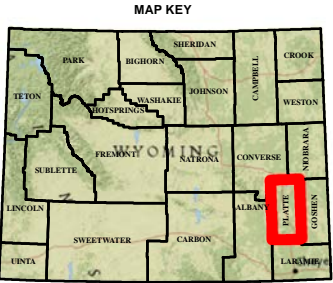
STATE TRANSPORTATION IMPROVEMENT PROJECTS COUNTY TOTAL

County		Transportation Projects	Capital Improvement Projects	Communications Projects	Transit Projects	Aeronautics Projects	Total
Park	2022	\$13,871,000	\$0	\$0	\$359,000	\$1,400,000	\$15,630,000
	2023	\$18,391,000	\$0	\$0	\$0	\$1,799,000	\$20,190,000
	2024	\$6,014,000	\$0	\$0	\$0	\$1,117,000	\$7,131,000
	2025	\$10,469,000	\$0	\$0	\$0	\$1,267,000	\$11,736,000
	2026	\$11,856,000	\$0	\$0	\$0	\$1,567,000	\$13,423,000
	2027	\$8,040,000	\$0	\$0	\$0	\$0	\$8,040,000
	Total	\$68,641,000	\$0	\$0	\$359,000	\$7,150,000	\$76,150,000

PLATTE COUNTY

Key to FY 2022 STIP

- 2022
- Future
- Communications
- Aeronautics
- Transit
- Capital Improvement
- Urban Boundray Inset





Wyoming Department of Transportation
5300 Bishop Blvd
Cheyenne, WY 82009

STATE TRANSPORTATION IMPROVEMENT PROJECTS ENGINEERING & CONSTRUCTION

Platte County

Transportation Projects

Fiscal Year: 2022

Trans Comm Dist	Project		General Location Detail Location	Begin RM	End RM	Length	Character of Work	Cost \$1,000						
								PE FY	PE	CE & CON	TOTAL	FED	ST	OTH
1	STP	0109027	BOSLER TO WHEATLAND WY 34/WY 312 JUNCTION	45.10	52.20	7.10	PAVEMENT REHABILITATION	2021	109	2,900	3,009	2,723	286	0
1	RHC-P	CN08090	GUERNSEY BNSF RRMP 93.85 DOT NO. 064988T	0.56	0.56	0.00	RAILROAD		0	269	269	242	0	27
1	SCP-TC	N271037	GUERNSEY TO FORT LARAMIE US 26/STRUCTURE NO. BXM, BXN, BXO	15.51	20.01	4.50	PAVEMENT REHABILITATION	2019	166	2,070	2,236	150	2,085	0
FY TOTAL:						11.60			\$275	\$5,239	\$5,514	\$3,115	\$2,371	\$27

Transit Projects

Fiscal Year: 2022

Trans Comm Dist	Project		General Location Eligible Provider	Funding Source	Character of Work	Cost \$1,000						
						PE FY	PE	CE & CON	TOTAL	FED	ST	OTH
1	FTA	FT22227	WHEATLAND SERVICES FOR SENIORS, INC.	STATE	OPERATING/ADMIN/MAINT		0	103	103	0	67	37
FY TOTAL:							\$0	\$103	\$103	\$0	\$67	\$37

Aeronautics Projects

Fiscal Year: 2022

Aero Comm Dist	Project		General Location		Character of Work	Cost \$1,000						
						PE FY	PE	CE & CON	TOTAL	FED	ST	OTH
1	AERO	AEA003A	WHEATLAND		PAVEMENT MAINTENANCE		0	145	145	0	131	15
1	AERO	AEA006A	WHEATLAND		ACQUIRE LAND/EASEMENT		0	333	333	300	20	13
FY TOTAL:							\$0	\$478	\$478	\$300	\$151	\$28



Wyoming Department of Transportation
5300 Bishop Blvd
Cheyenne, WY 82009

STATE TRANSPORTATION IMPROVEMENT PROJECTS ENGINEERING & CONSTRUCTION

Platte County

Grand Total: 2022, Platte County

\$275 \$5,820 \$6,095 \$3,415 \$2,589 \$92

Transportation Projects

Fiscal Year: 2023

Trans Comm Dist	Project		General Location Detail Location	Begin RM	End RM	Length	Character of Work	Cost \$1,000						
								PE FY	PE	CE & CON	TOTAL	FED	ST	OTH
1	STP	1610006	WHEATLAND TO DWYER JUNCTION WY 320	0.00	12.33	12.33	PAVEMENT REHABILITATION	2022	388	4,897	5,285	4,783	503	0
1	STP-CR	CN08089	PLATTE COUNTY TOWN OF WHEATLAND/16TH STREET/SOUTH STREET TO SWANSON ROAD	79.40	81.72	2.32	RECONSTRUCTION	2019	1,336	6,432	7,768	5,396	0	2,372
FY TOTAL:						14.65			\$1,724	\$11,329	\$13,053	\$10,179	\$503	\$2,372
Grand Total: 2023, Platte County									\$1,724	\$11,329	\$13,053	\$10,179	\$503	\$2,372

Transportation Projects

Fiscal Year: 2024

Trans Comm Dist	Project		General Location Detail Location	Begin RM	End RM	Length	Character of Work	Cost \$1,000						
								PE FY	PE	CE & CON	TOTAL	FED	ST	OTH
1	HSIP	I252175	WHEATLAND TO DWYER JUNCTION I-25 SOUTHBOUND LANE	91.80	92.10	0.30	SAFETY IMPROVEMENTS		21	500	521	521	0	0
1	NHPP	N271038	DWYER JUNCTION TO GUERNSEY US 26	0.50	14.70	14.20	PAVEMENT RESURFACE	2023	15	705	720	651	68	0
FY TOTAL:								14.50	\$36	\$1,205	\$1,241	\$1,172	\$68	\$0



Wyoming Department of Transportation
5300 Bishop Blvd
Cheyenne, WY 82009

STATE TRANSPORTATION IMPROVEMENT PROJECTS ENGINEERING & CONSTRUCTION

Platte County

Aeronautics Projects

Fiscal Year: 2024

Aero Comm Dist	Project		General Location		Character of Work	Cost \$1,000						
						PE FY	PE	CE & CON	TOTAL	FED	ST	OTH
1	AERO	AEA006B	WHEATLAND		ACQUIRE LAND/EASEMENT		0	333	333	300	20	13
FY TOTAL:							\$0	\$333	\$333	\$300	\$20	\$13
Grand Total: 2024, Platte County							\$36	\$1,538	\$1,574	\$1,472	\$88	\$13

Transportation Projects

Fiscal Year: 2025

Trans Comm Dist	Project		General Location Detail Location	Begin RM	End RM	Length	Character of Work	Cost \$1,000						
								PE FY	PE	CE & CON	TOTAL	FED	ST	OTH
7	NHPPI	I252172	WHEATLAND TO DOUGLAS GLENDON MARGINAL/I-25 NORTHBOUND LANE/STRUCTURE NO. C2M	114.78	120.82	6.04	PAVEMENT REHABILITATION	2022	318	4,183	4,500	4,175	326	0
FY TOTAL:						6.04			\$318	\$4,183	\$4,500	\$4,175	\$326	\$0
Grand Total: 2025, Platte County									\$318	\$4,183	\$4,500	\$4,175	\$326	\$0



Wyoming Department of Transportation
5300 Bishop Blvd
Cheyenne, WY 82009

STATE TRANSPORTATION IMPROVEMENT PROJECTS ENGINEERING & CONSTRUCTION

Platte County

Transportation Projects

Fiscal Year: 2026

Trans Comm Dist	Project		General Location Detail Location	Begin RM	End RM	Length	Character of Work	Cost \$1,000						
								PE FY	PE	CE & CON	TOTAL	FED	ST	OTH
1	STP	1400030	HARTVILLE TO MANVILLE WY 270	511.47	517.30	5.83	PAVEMENT RESURFACE	2023	73	2,298	2,371	2,145	225	0
1	NHPPI	I252170	WHEATLAND TO DOUGLAS GLENDO MARGINAL I-25 SOUTHBOUND LANE	114.78	120.82	6.04	PAVEMENT REHABILITATION	2023	949	7,435	8,383	7,777	607	0
1	NHPPI	I252173	CHEYENNE TO CHUGWATER CHUGWATER SOUTH/I-25	47.84	51.62	3.78	PAVEMENT REHABILITATION	2023	613	8,948	9,561	8,869	692	0
1	STP	W312004	WHEATLAND WHEATLAND SOUTH/WY 312	0.00	7.08	7.08	PAVEMENT REHABILITATION	2022	317	4,631	4,948	4,478	471	0
FY TOTAL:						22.73			\$1,952	\$23,312	\$25,263	\$23,269	\$1,995	\$0

Aeronautics Projects

Fiscal Year: 2026

Aero Comm Dist	Project		General Location		Character of Work	Cost \$1,000						
						PE FY	PE	CE & CON	TOTAL	FED	ST	OTH
1	AERO	AEA011A	WHEATLAND		BUILDINGS		0	333	333	300	20	13
1	AERO	AEA012A	WHEATLAND		PAVEMENT MAINTENANCE		0	170	170	0	153	17
FY TOTAL:							\$0	\$503	\$503	\$300	\$173	\$30
Grand Total: 2026, Platte County							\$1,952	\$23,815	\$25,766	\$23,569	\$2,168	\$30



Wyoming Department of Transportation
5300 Bishop Blvd
Cheyenne, WY 82009

STATE TRANSPORTATION IMPROVEMENT PROJECTS ENGINEERING & CONSTRUCTION

Platte County

Transportation Projects

Fiscal Year: 2027

Trans Comm Dist	Project		General Location Detail Location	Begin RM	End RM	Length	Character of Work	Cost \$1,000						
								PE FY	PE	CE & CON	TOTAL	FED	ST	OTH
1	STP-BR	B272003	TRANSPORTATION DISTRICT 1 STRUCTURE NO. ADA	26.90	26.90	0.00	BRIDGE REPLACEMENT	2023	427	4,700	5,127	4,640	488	0
1	NHPPI	I252174	WHEATLAND TO DWYER JUNCTION	81.50	91.50	10.00	PAVEMENT REHABILITATION	2024	759	11,185	11,944	11,079	865	0
M	STP	W319007	GLENDO WY 319 SHELF	212.41	226.13	13.72	PAVEMENT REHABILITATION	2021	240	5,642	5,882	5,323	559	0
FY TOTAL:						23.72			\$1,426	\$21,527	\$22,953	\$21,042	\$1,912	\$0
Grand Total: 2027, Platte County									\$1,426	\$21,527	\$22,953	\$21,042	\$1,912	\$0

Transportation Projects

Fiscal Year: Future Year

Trans Comm Dist	Project		General Location Detail Location	Begin RM	End RM	Length	Character of Work	Cost \$1,000							
								PE FY	PE	CE & CON	TOTAL	FED	ST	OTH	
1	NHF	I252171	WHEATLAND TO GLENDO DWYER JUNCTION INTERCHANGE STRUCTURE NO. AEG, AEH	91.50	93.40	1.90	RECONSTRUCTION	2018	934	9,239	10,174	9,437	737	0	
FY TOTAL:								1.90		\$934	\$9,239	\$10,174	\$9,437	\$737	\$0
Grand Total: Future Year, Platte County										\$934	\$9,239	\$10,174	\$9,437	\$737	\$0



Wyoming Department of Transportation
5300 Bishop Blvd
Cheyenne, WY 82009








STATE TRANSPORTATION IMPROVEMENT PROJECTS COUNTY TOTAL


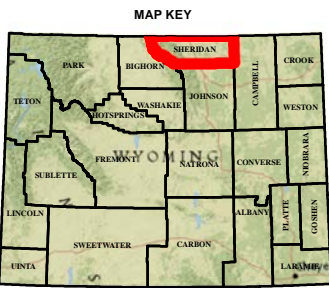
County		Transportation Projects	Capital Improvement Projects	Communications Projects	Transit Projects	Aeronautics Projects	Total
Platte	2022	\$5,514,000	\$0	\$0	\$103,000	\$478,000	\$6,095,000
	2023	\$13,053,000	\$0	\$0	\$0	\$0	\$13,053,000
	2024	\$1,241,000	\$0	\$0	\$0	\$333,000	\$1,574,000
	2025	\$4,500,000	\$0	\$0	\$0	\$0	\$4,500,000
	2026	\$25,263,000	\$0	\$0	\$0	\$503,000	\$25,766,000
	2027	\$22,953,000	\$0	\$0	\$0	\$0	\$22,953,000
	Future Year	\$10,174,000	\$0	\$0	\$0	\$0	\$10,174,000
	Total	\$82,698,000	\$0	\$0	\$103,000	\$1,314,000	\$84,115,000

SHERIDAN COUNTY



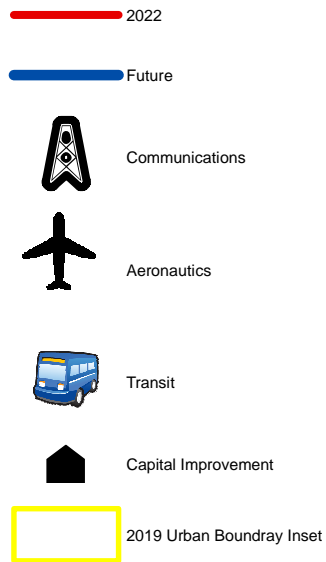
Key to FY 2022 STIP

-  2022
-  Future
-  Communications
-  Aeronautics
-  Transit
-  Capital Improvement
-  Urban Boundray Inset

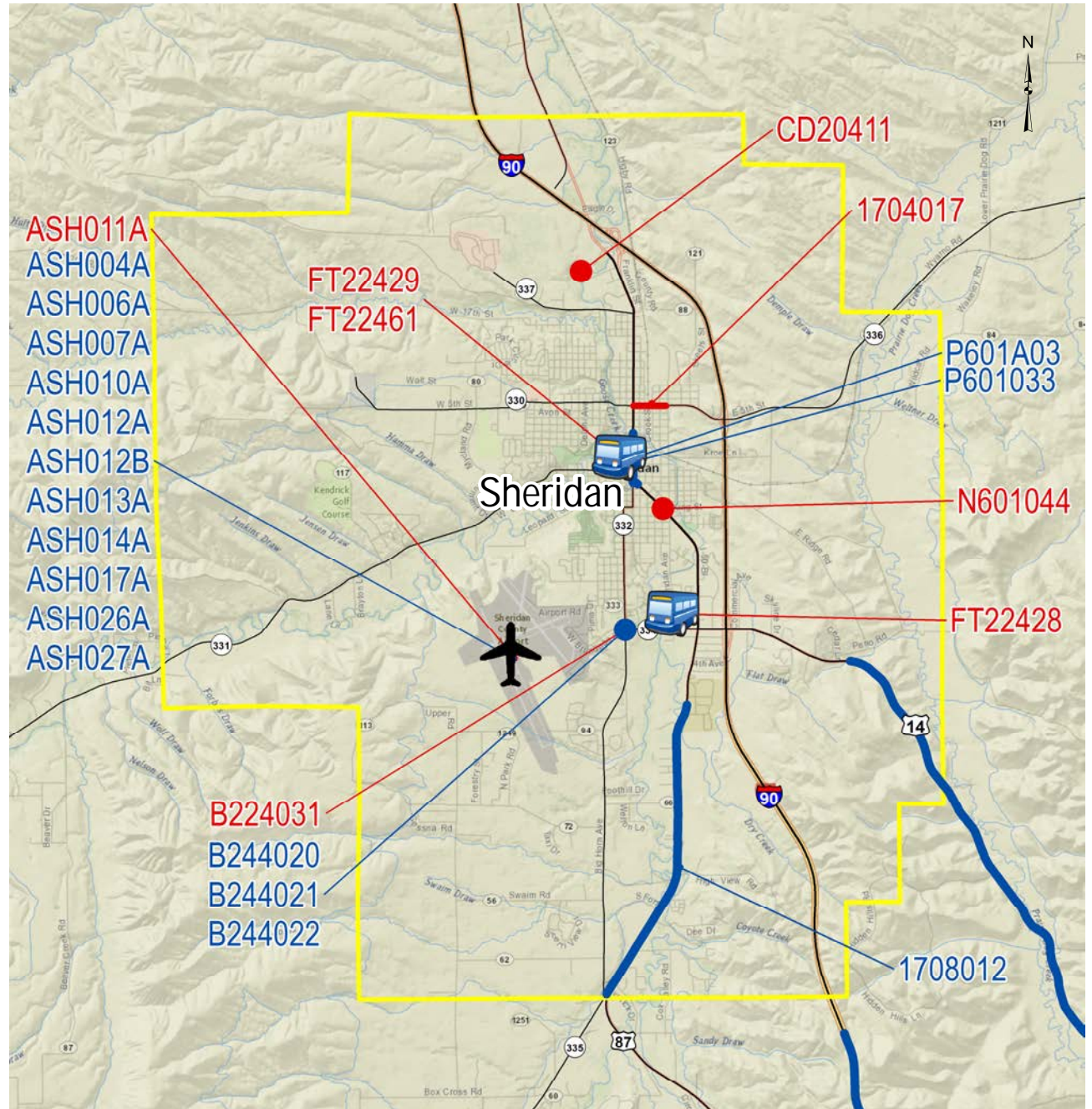


Sheridan INSET

Key to FY 2022 STIP



1:103,940 Map Extent





Wyoming Department of Transportation
5300 Bishop Blvd
Cheyenne, WY 82009

STATE TRANSPORTATION IMPROVEMENT PROJECTS ENGINEERING & CONSTRUCTION

Sheridan County

Transportation Projects

Fiscal Year: 2022

Trans Comm Dist	Project		General Location Detail Location	Begin RM	End RM	Length	Character of Work	Cost \$1,000						
								PE FY	PE	CE & CON	TOTAL	FED	ST	OTH
4	STPU-SH	1704017	SHERIDAN EAST 5TH STREET CORRIDOR	0.00	0.33	0.33	MODIFY INTERSECTION	2020	5	2,620	2,625	1,479	5	1,141
4	CD	CD20411	SHERIDAN GATEWAY PARK PATHWAY EXTENSION LPA-CITY OF SHERIDAN	0.00	0.00	0.00	COMMUNITY DEVELOPMENT	2020	25	288	313	250	0	63
4	SCP-TC	N372042	BURGESS JUNCTION TO RANCHESTER BURGESS JUNCTION EAST/US 14/STRUCTURE NO. JBZ	57.27	65.01	7.74	PAVEMENT REHABILITATION	2020	366	3,830	4,196	331	3,865	0
4	HSIP	N601044	SHERIDAN COFFEEN AVENUE-LOWELL STREET US 14/87	23.86	23.86	0.00	TRAFFIC SYSTEMS	2019	36	404	439	398	42	0
FY TOTAL:				8.07					\$432	\$7,142	\$7,573	\$2,458	\$3,912	\$1,204



Wyoming Department of Transportation
5300 Bishop Blvd
Cheyenne, WY 82009

STATE TRANSPORTATION IMPROVEMENT PROJECTS ENGINEERING & CONSTRUCTION

Sheridan County

Transit Projects

Fiscal Year: 2022

Trans Comm Dist	Project		General Location Eligible Provider	Funding Source	Character of Work	Cost \$1,000						
						PE FY	PE	CE & CON	TOTAL	FED	ST	OTH
4	FTA	FT22428	SHERIDAN REHABILITATION ENTERPRISES OF NORTH EASTERN WYOMING	STATE	OPERATING/ADMIN/MAINT		0	88	88	0	60	28
4	FTA	FT22429	SHERIDAN SENIOR CITIZENS COUNCIL	5311	OPERATING/ADMIN/MAINT		0	777	777	493	0	284
4	FTA	FT22461	SHERIDAN SENIOR CITIZENS COUNCIL	5339	CAPITAL/SHOP EQUIPMENT		0	6	6	5	0	1
FY TOTAL:							\$0	\$871	\$871	\$498	\$60	\$313

Aeronautics Projects

Fiscal Year: 2022

Aero Comm Dist	Project		General Location		Character of Work	Cost \$1,000						
						PE FY	PE	CE & CON	TOTAL	FED	ST	OTH
5	AERO	ASH011A	SHERIDAN		AIRPORT EQUIPMENT		0	237	237	0	213	24
FY TOTAL:							\$0	\$237	\$237	\$0	\$213	\$24
Grand Total: 2022, Sheridan County							\$432	\$8,250	\$8,681	\$2,956	\$4,185	\$1,541



Wyoming Department of Transportation
5300 Bishop Blvd
Cheyenne, WY 82009

STATE TRANSPORTATION IMPROVEMENT PROJECTS ENGINEERING & CONSTRUCTION

Sheridan County

Transportation Projects

Fiscal Year: 2023

Trans Comm Dist	Project		General Location Detail Location	Begin RM	End RM	Length	Character of Work	Cost \$1,000						
								PE FY	PE	CE & CON	TOTAL	FED	ST	OTH
4	NHPPI	I901126	SHERIDAN TO BUFFALO I-90	29.72	36.15	6.43	SLIDE REPAIR		350	0	350	325	25	0
4	STP	P601033	SHERIDAN MAIN/DOW-BURKITT/US 87 STRUCTURE NO. BMS	22.97	23.51	0.54	PAVEMENT RESURFACE	2014	364	3,969	4,333	3,921	412	0
4	ARSCT	P601A03	SHERIDAN MAIN/DOW-BURKITT/US 87	22.88	23.46	0.58	UTILITY	2020	212	2,331	2,543	0	0	2,543
FY TOTAL:						7.55			\$926	\$6,300	\$7,226	\$4,246	\$437	\$2,543

Aeronautics Projects

Fiscal Year: 2023

Aero Comm Dist	Project		General Location		Character of Work	Cost \$1,000						
						PE FY	PE	CE & CON	TOTAL	FED	ST	OTH
5	AERO	ASH026A	SHERIDAN				0	2,278	2,278	2,136	85	57
5	AERO	ASH027A	SHERIDAN		PAVEMENT MAINTENANCE		0	791	791	0	712	79
FY TOTAL:							\$0	\$3,069	\$3,069	\$2,136	\$797	\$136
Grand Total: 2023, Sheridan County							\$926	\$9,369	\$10,295	\$6,382	\$1,234	\$2,679



Wyoming Department of Transportation
5300 Bishop Blvd
Cheyenne, WY 82009

STATE TRANSPORTATION IMPROVEMENT PROJECTS ENGINEERING & CONSTRUCTION

Sheridan County

Transportation Projects

Fiscal Year: 2024

Trans Comm Dist	Project		General Location Detail Location	Begin RM	End RM	Length	Character of Work	Cost \$1,000						
								PE FY	PE	CE & CON	TOTAL	FED	ST	OTH
4	STP- BROS	CN03043	SHERIDAN COUNTY STRUCTURE NO. MGG OVER TONGUE RIVER	0.04	0.04	0.00	BRIDGE REPLACEMENT	2020	337	980	1,317	1,191	0	125
4	NHPPI	I901117	MONTANA TO RANCHESTER MONTANA LINE SOUTH/I-90/EASTBOUND LANE STRUCTURE NO. EUI, EUK, EOO	0.00	8.00	8.00	RECONSTRUCTION	2013	250	16,599	16,849	15,629	1,220	0
4	NHPPI	I901123	MONTANA TO RANCHESTER WESTBOUND LANE/I-90 STRUCTURE NO. EOP, EUJ	0.00	5.00	5.00	RECONSTRUCTION	2020	200	7,059	7,259	6,733	526	0
FY TOTAL:						13.00			\$787	\$24,638	\$25,425	\$23,553	\$1,746	\$125

Aeronautics Projects

Fiscal Year: 2024

Aero Comm Dist	Project		General Location		Character of Work	Cost \$1,000						
						PE FY	PE	CE & CON	TOTAL	FED	ST	OTH
5	AERO	ASH012A	SHERIDAN		PAVEMENT EXPANSION		0	533	533	500	20	13
5	AERO	ASH014A	SHERIDAN		PLANNING STUDY		0	533	533	500	20	13
5	AERO	ASH017A	SHERIDAN		AIRPORT EQUIPMENT		0	114	114	0	102	11
FY TOTAL:							\$0	\$1,180	\$1,180	\$1,000	\$142	\$37
Grand Total: 2024, Sheridan County							\$787	\$25,818	\$26,605	\$24,553	\$1,888	\$162



Wyoming Department of Transportation
5300 Bishop Blvd
Cheyenne, WY 82009

STATE TRANSPORTATION IMPROVEMENT PROJECTS ENGINEERING & CONSTRUCTION

Sheridan County

Transportation Projects

Fiscal Year: 2025

Trans Comm Dist	Project		General Location Detail Location	Begin RM	End RM	Length	Character of Work	Cost \$1,000						
								PE FY	PE	CE & CON	TOTAL	FED	ST	OTH
4	STP	0302094	SHERIDAN TO UCROSS US 14	14.29	20.28	5.99	PAVEMENT REHABILITATION	2022	202	2,703	2,905	2,629	276	0
4	STP	1702004	STORY FISH HATCHERY/WY 194	0.00	2.81	2.81	PAVEMENT REHABILITATION	2022	56	1,468	1,524	1,379	145	0
FY TOTAL:				8.80					\$258	\$4,171	\$4,429	\$4,008	\$421	\$0

Aeronautics Projects

Fiscal Year: 2025

Aero Comm Dist	Project		General Location		Character of Work	Cost \$1,000						
						PE FY	PE	CE & CON	TOTAL	FED	ST	OTH
5	AERO	ASH012B	SHERIDAN				0	3,200	3,200	3,000	120	80
FY TOTAL:							\$0	\$3,200	\$3,200	\$3,000	\$120	\$80
Grand Total: 2025, Sheridan County							\$258	\$7,371	\$7,629	\$7,008	\$541	\$80



Wyoming Department of Transportation
5300 Bishop Blvd
Cheyenne, WY 82009

STATE TRANSPORTATION IMPROVEMENT PROJECTS ENGINEERING & CONSTRUCTION

Sheridan County

Transportation Projects

Fiscal Year: 2026

Trans Comm Dist	Project		General Location Detail Location	Begin RM	End RM	Length	Character of Work	Cost \$1,000						
								PE FY	PE	CE & CON	TOTAL	FED	ST	OTH
4	STP	0302093	CLEARMONT TO ARVADA CLEARMONT NORTH SECTION/US 14/STRUCTURE NO. BTG	38.10	46.95	8.85	PAVEMENT REHABILITATION	2022	291	4,250	4,541	4,109	432	0
4	STP	0302095	SHERIDAN TO UCROSS US 14	1.61	14.29	12.68	PAVEMENT REHABILITATION	2022	587	8,245	8,832	7,992	840	0
4	NHPP	N372051	BURGESS JUNCTION TO DAYTON STEAMBOAT POINT/US 14	71.02	77.32	6.30	PAVEMENT REHABILITATION	2021	222	3,236	3,458	3,129	329	0
FY TOTAL:						27.83			\$1,100	\$15,731	\$16,831	\$15,230	\$1,601	\$0

Aeronautics Projects

Fiscal Year: 2026

Aero Comm Dist	Project		General Location		Character of Work	Cost \$1,000						
						PE FY	PE	CE & CON	TOTAL	FED	ST	OTH
5	AERO	ASH004A	SHERIDAN		PAVEMENT REHABILITATION		0	181	181	170	7	5
5	AERO	ASH006A	SHERIDAN		PAVEMENT REHABILITATION		0	2,001	2,001	0	1,601	400
5	AERO	ASH007A	SHERIDAN		PAVEMENT RECONSTRUCTION		0	249	249	0	199	50
5	AERO	ASH010A	SHERIDAN		PAVEMENT RECONSTRUCTION		0	118	118	0	94	24
5	AERO	ASH013A	SHERIDAN		PAVEMENT RECONSTRUCTION		0	747	747	700	28	19
FY TOTAL:							\$0	\$3,296	\$3,296	\$870	\$1,929	\$498
Grand Total: 2026, Sheridan County							\$1,100	\$19,027	\$20,127	\$16,100	\$3,530	\$498



Wyoming Department of Transportation
5300 Bishop Blvd
Cheyenne, WY 82009

STATE TRANSPORTATION IMPROVEMENT PROJECTS ENGINEERING & CONSTRUCTION

Sheridan County

Transportation Projects

Fiscal Year: 2027

Trans Comm Dist	Project		General Location Detail Location	Begin RM	End RM	Length	Character of Work	Cost \$1,000						
								PE FY	PE	CE & CON	TOTAL	FED	ST	OTH
4	STP	1706016	SHERIDAN TO MONTANA DECKER ROAD/WY 14	4.30	8.26	3.96	PAVEMENT REHABILITATION	2023	370	5,455	5,825	5,271	554	0
4	NHPP	N372050	DAYTON MAIN STREET/WY 343	77.32	82.66	5.34	PAVEMENT REHABILITATION	2020	133	4,300	4,433	4,012	422	0
4	STP	P352038	BURGESS JUNCTION TO LOVELL DISTRICT BOUNDARY/US 14A SHELF	82.45	85.67	3.22	PAVEMENT REHABILITATION	2020	88	2,704	2,792	2,527	266	0
4	STP	P352039	BURGESS JUNCTION TO LOVELL US 14A SHELF	85.67	98.60	12.93	PAVEMENT REHABILITATION	2020	213	6,543	6,756	6,114	643	0
FY TOTAL:						25.45			\$804	\$19,002	\$19,806	\$17,924	\$1,885	\$0
Grand Total: 2027, Sheridan County									\$804	\$19,002	\$19,806	\$17,924	\$1,885	\$0



Wyoming Department of Transportation
5300 Bishop Blvd
Cheyenne, WY 82009

STATE TRANSPORTATION IMPROVEMENT PROJECTS ENGINEERING & CONSTRUCTION

Sheridan County

Transportation Projects

Fiscal Year: Future Year

Trans Comm Dist	Project		General Location Detail Location	Begin RM	End RM	Length	Character of Work	Cost \$1,000							
								PE FY	PE	CE & CON	TOTAL	FED	ST	OTH	
4	STP	1708012	SHERIDAN COFFEEN AVENUE/US 87/WY 335 STRUCTURE NO. CZY	25.94	29.11	3.17	RECONSTRUCTION	2013	800	24,487	25,287	22,882	2,405	0	
FY TOTAL:								3.17		\$800	\$24,487	\$25,287	\$22,882	\$2,405	\$0
Grand Total: Future Year, Sheridan County									\$800	\$24,487	\$25,287	\$22,882	\$2,405	\$0	



Wyoming Department of Transportation
5300 Bishop Blvd
Cheyenne, WY 82009


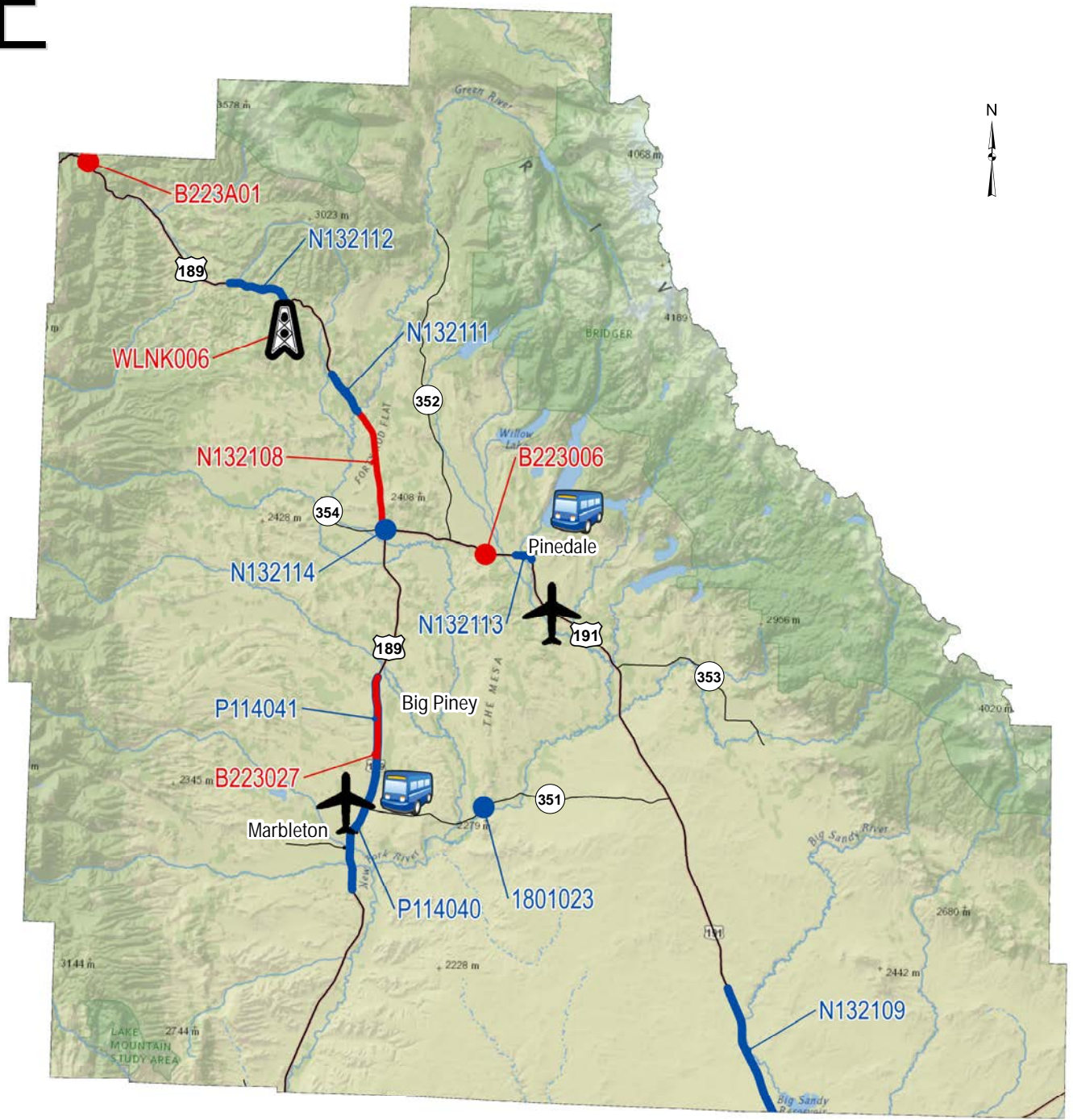
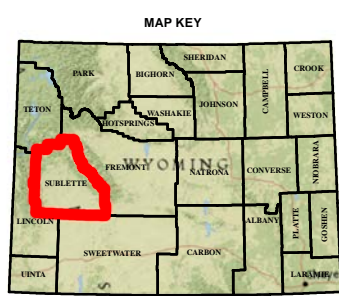
STATE TRANSPORTATION IMPROVEMENT PROJECTS COUNTY TOTAL

County		Transportation Projects	Capital Improvement Projects	Communications Projects	Transit Projects	Aeronautics Projects	Total
Sheridan	2022	\$7,573,000	\$0	\$0	\$871,000	\$237,000	\$8,681,000
	2023	\$7,226,000	\$0	\$0	\$0	\$3,069,000	\$10,295,000
	2024	\$25,425,000	\$0	\$0	\$0	\$1,180,000	\$26,605,000
	2025	\$4,429,000	\$0	\$0	\$0	\$3,200,000	\$7,629,000
	2026	\$16,831,000	\$0	\$0	\$0	\$3,296,000	\$20,127,000
	2027	\$19,806,000	\$0	\$0	\$0	\$0	\$19,806,000
	Future Year	\$25,287,000	\$0	\$0	\$0	\$0	\$25,287,000
	Total	\$106,577,000	\$0	\$0	\$871,000	\$10,982,000	\$118,430,000

SUBLETTE COUNTY

Key to FY 2022 STIP

- 2022
- Future
- Communications
- Aeronautics
- Transit
- Capital Improvement
- Urban Boundray Inset





Wyoming Department of Transportation
5300 Bishop Blvd
Cheyenne, WY 82009

STATE TRANSPORTATION IMPROVEMENT PROJECTS ENGINEERING & CONSTRUCTION

Sublette County

Transportation Projects

Fiscal Year: 2022

Trans Comm Dist	Project		General Location Detail Location	Begin RM	End RM	Length	Character of Work	Cost \$1,000						
								PE FY	PE	CE & CON	TOTAL	FED	ST	OTH
3	ARSCT	B223A01	DANIEL TO HOBACK US 191/STRUCTURE BDS BRIDGE CONDUIT	152.03	152.03	0.00	STRUCTURE REPAIR	2021	1	10	11	0	0	10
3	NHPP	N132108	DANIEL JUNCTION NORTH/40 ROD FLATS/US 189/191 STRUCTURE NO. MJA, MJB, MIZ	111.27	120.28	9.01	PAVEMENT REHABILITATION	2020	275	5,089	5,365	4,854	510	0
FY TOTAL:						9.01			\$276	\$5,099	\$5,376	\$4,854	\$510	\$10

Communications Projects

Fiscal Year: 2022

Trans Comm Dist	Project		General Location Detail Location	Begin RM	End RM	Length	Character of Work	Cost \$1,000						
								PE FY	PE	CE & CON	TOTAL	FED	ST	OTH
3	STP	WLNK006	BONDURANT BONDURANT REGION	0.00	0.00	0.00	SAFETY IMPROVEMENTS		0	430	430	389	41	0
FY TOTAL:						0.00		\$0	\$430	\$430	\$389	\$41	\$0	



Wyoming Department of Transportation
5300 Bishop Blvd
Cheyenne, WY 82009

STATE TRANSPORTATION IMPROVEMENT PROJECTS ENGINEERING & CONSTRUCTION

Sublette County

Transit Projects

Fiscal Year: 2022

Trans Comm Dist	Project		General Location Eligible Provider	Funding Source	Character of Work	Cost \$1,000						
						PE FY	PE	CE & CON	TOTAL	FED	ST	OTH
3	FTA	FT22330	BIG PINEY SOUTHWEST SUBLETTE COUNTY PIONEERS, INC.	STATE	OPERATING/ADMIN/MAINT		0	24	24	0	16	9
3	FTA	FT22331	PINEDALE RENDEZVOUS POINTE	STATE	OPERATING/ADMIN/MAINT		0	86	86	0	56	30
FY TOTAL:							\$0	\$110	\$110	\$0	\$72	\$39

Aeronautics Projects

Fiscal Year: 2022

Aero Comm Dist	Project		General Location			Character of Work	Cost \$1,000						
							PE FY	PE	CE & CON	TOTAL	FED	ST	OTH
2	AERO	APN004A	PINEDALE			PLANNING STUDY		0	333	333	300	20	13
FY TOTAL:								\$0	\$333	\$333	\$300	\$20	\$13
Grand Total: 2022, Sublette County								\$276	\$5,972	\$6,249	\$5,543	\$643	\$62



Wyoming Department of Transportation
5300 Bishop Blvd
Cheyenne, WY 82009

STATE TRANSPORTATION IMPROVEMENT PROJECTS ENGINEERING & CONSTRUCTION

Sublette County

Transportation Projects

Fiscal Year: 2023

Trans Comm Dist	Project		General Location Detail Location	Begin RM	End RM	Length	Character of Work	Cost \$1,000						
								PE FY	PE	CE & CON	TOTAL	FED	ST	OTH
3	STP-GM	1801023	BIG PINEY WY 351/CUTOFF ROAD	9.70	9.70	0.00	DRAINAGE REPAIR	2021	15	259	275	248	26	0
3	NHPP	N132109	FARSON TO PINEDALE COUNTY LINE NORTH/US 189/191	51.62	61.62	10.00	PAVEMENT REHABILITATION	2020	158	5,374	5,532	5,006	526	0
3	HSIP	N132114	DANIEL JUNCTION TO HOBACK JUNCTION US 191/DYNAMIC MESSAGE SIGN	110.55	110.55	0.00	SAFETY IMPROVEMENTS	2021	5	40	45	41	4	0
FY TOTAL:						10.00			\$178	\$5,673	\$5,852	\$5,295	\$556	\$0
Grand Total: 2023, Sublette County									\$178	\$5,673	\$5,852	\$5,295	\$556	\$0

Transportation Projects

Fiscal Year: 2024

Trans Comm Dist	Project		General Location Detail Location	Begin RM	End RM	Length	Character of Work	Cost \$1,000						
								PE FY	PE	CE & CON	TOTAL	FED	ST	OTH
3	STP	P114040	LA BARGE TO DANIEL MARBLETON NORTH SECTION/US 189	102.90	113.00	10.10	PAVEMENT REHABILITATION	2021	650	8,608	9,258	8,377	880	0
FY TOTAL:									\$650	\$8,608	\$9,258	\$8,377	\$880	\$0



Wyoming Department of Transportation
5300 Bishop Blvd
Cheyenne, WY 82009

STATE TRANSPORTATION IMPROVEMENT PROJECTS ENGINEERING & CONSTRUCTION

Sublette County

Aeronautics Projects

Fiscal Year: 2024

Aero Comm Dist	Project		General Location		Character of Work	Cost \$1,000						
						PE FY	PE	CE & CON	TOTAL	FED	ST	OTH
2	AERO	ABP005A	BIG PINEY		PAVEMENT RECONSTRUCTION		0	100	100	0	80	20
2	AERO	ABP005B	BIG PINEY		PAVEMENT RECONSTRUCTION		0	739	739	665	44	30
2	AERO	APN009A	PINEDALE		AIRPORT EQUIPMENT		0	250	250	0	225	25
2	AERO	APN014A	PINEDALE		PAVEMENT REHABILITATION		0	1,278	1,278	1,150	77	51
FY TOTAL:							\$0	\$2,367	\$2,367	\$1,815	\$426	\$126
Grand Total: 2024, Sublette County							\$650	\$10,975	\$11,625	\$10,192	\$1,306	\$126

Aeronautics Projects

Fiscal Year: 2025

Aero Comm Dist	Project		General Location		Character of Work	Cost \$1,000						
						PE FY	PE	CE & CON	TOTAL	FED	ST	OTH
2	AERO	ABP007A	BIG PINEY		PAVEMENT MAINTENANCE		0	225	225	0	203	23
2	AERO	APN015A	PINEDALE		PAVEMENT MAINTENANCE		0	420	420	0	378	42
FY TOTAL:							\$0	\$645	\$645	\$0	\$581	\$65
Grand Total: 2025, Sublette County							\$0	\$645	\$645	\$0	\$581	\$65



Wyoming Department of Transportation
5300 Bishop Blvd
Cheyenne, WY 82009

STATE TRANSPORTATION IMPROVEMENT PROJECTS ENGINEERING & CONSTRUCTION

Sublette County

Transportation Projects

Fiscal Year: 2027

Trans Comm Dist	Project		General Location Detail Location	Begin RM	End RM	Length	Character of Work	Cost \$1,000						
								PE FY	PE	CE & CON	TOTAL	FED	ST	OTH
3	NHPP-RF	N132111	DANIEL JUNCTION TO BONDURANT US 189/191 SHELF	120.18	123.63	3.45	FENCING	2020	23	495	518	468	49	0
3	NHPP-RF	N132112	DANIEL JUNCTION TO BONDURANT US 189/191 SHELF	131.28	136.37	5.09	FENCING	2020	40	905	945	855	90	0
3	NHPP	N132113	PINEDALE US 191 SHELF	98.93	100.29	1.36	PAVEMENT REHABILITATION	2020	140	4,292	4,432	4,011	422	0
3	STP	P114041	MARBLETON TO DANIEL JUNCTION US 189	113.00	119.50	6.50	PAVEMENT REHABILITATION	2021	406	5,979	6,385	5,777	607	0
FY TOTAL:						16.40			\$609	\$11,671	\$12,280	\$11,111	\$1,168	\$0
Grand Total: 2027, Sublette County									\$609	\$11,671	\$12,280	\$11,111	\$1,168	\$0



Wyoming Department of Transportation
5300 Bishop Blvd
Cheyenne, WY 82009








STATE TRANSPORTATION IMPROVEMENT PROJECTS COUNTY TOTAL

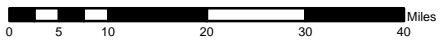
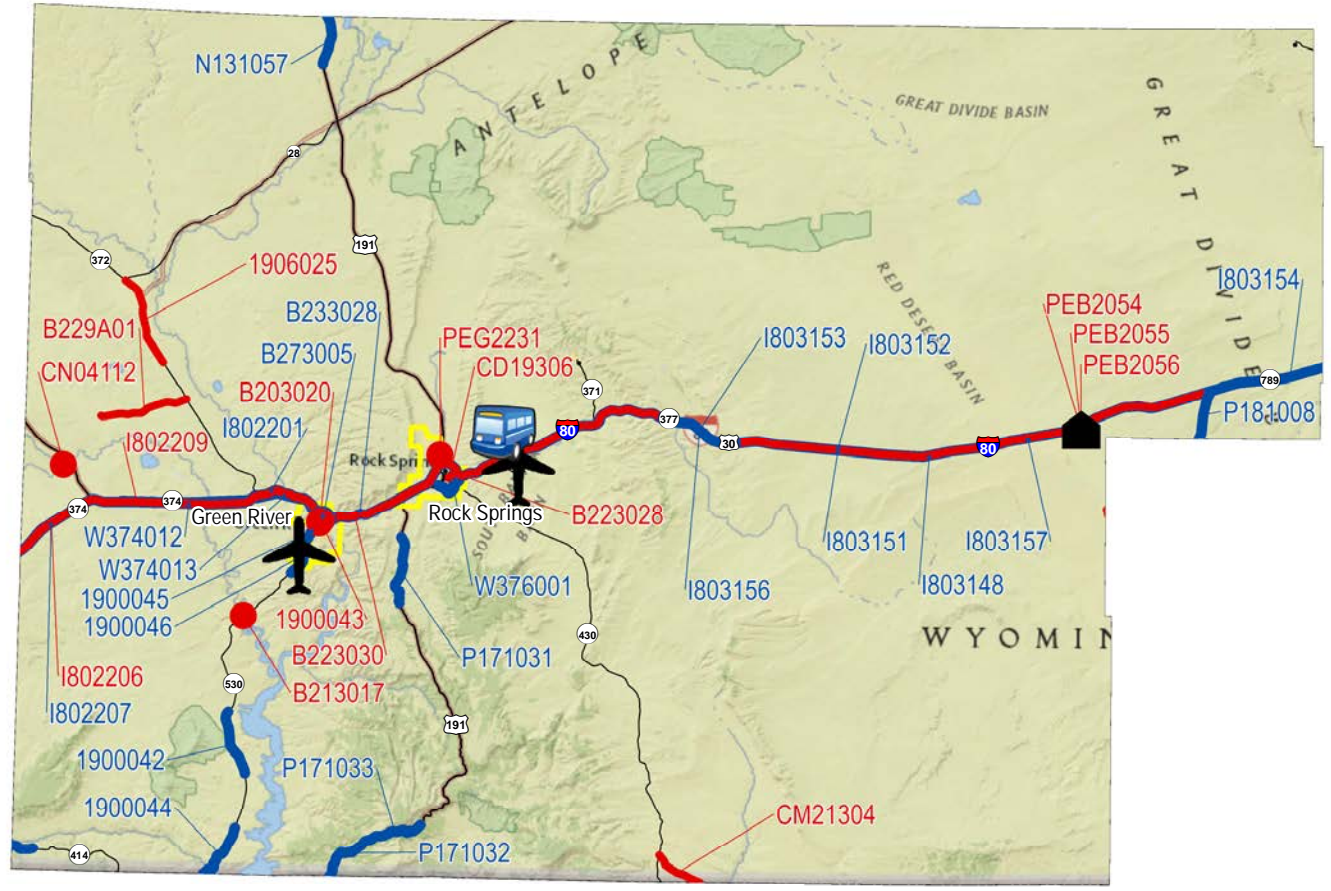
County		Transportation Projects	Capital Improvement Projects	Communications Projects	Transit Projects	Aeronautics Projects	Total
Sublette	2022	\$5,376,000	\$0	\$430,000	\$110,000	\$333,000	\$6,249,000
	2023	\$5,852,000	\$0	\$0	\$0	\$0	\$5,852,000
	2024	\$9,258,000	\$0	\$0	\$0	\$2,367,000	\$11,625,000
	2025	\$0	\$0	\$0	\$0	\$645,000	\$645,000
	2027	\$12,280,000	\$0	\$0	\$0	\$0	\$12,280,000
	Total	\$32,766,000	\$0	\$430,000	\$110,000	\$3,345,000	\$36,651,000

SWEETWATER COUNTY



Key to FY 2022 STIP





-  2022
-  Future
-  Communications
-  Aeronautics
-  Transit
-  Capital Improvement
-  Urban Boundray Inset



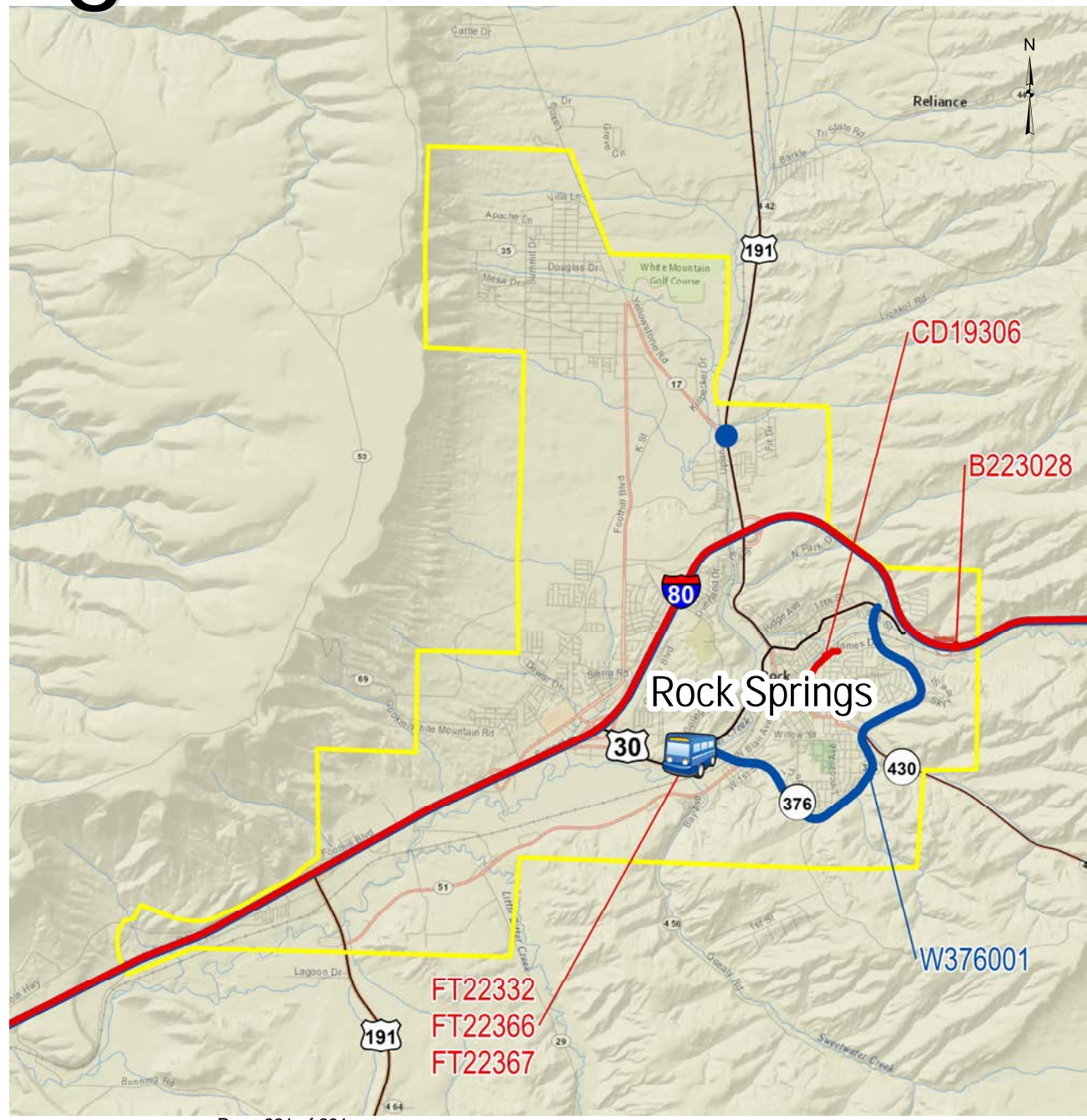
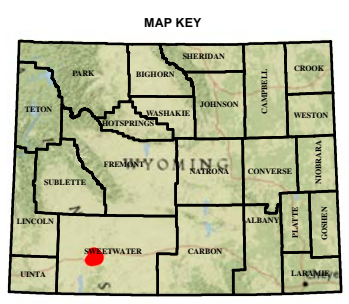
Rock Springs

INSET

Key to FY 2022 STIP

- 2022
- Future
-  Communications
-  Aeronautics
-  Transit
-  Capital Improvement
- 2019 Urban Boundray Inset

1:101,070 Map Extent





Wyoming Department of Transportation
5300 Bishop Blvd
Cheyenne, WY 82009

STATE TRANSPORTATION IMPROVEMENT PROJECTS ENGINEERING & CONSTRUCTION

Sweetwater County

Transportation Projects

Fiscal Year: 2022

Trans Comm Dist	Project		General Location Detail Location	Begin RM	End RM	Length	Character of Work	Cost \$1,000						
								PE FY	PE	CE & CON	TOTAL	FED	ST	OTH
2	HSIP	1900043	GREEN RIVER UINTA AND 2ND/RIVER VIEW/MONROE WY 530	0.44	0.44	0.00	TRAFFIC SYSTEMS	2019	145	1,615	1,760	1,593	167	0
2	STP	1906025	GREEN RIVER TO FONTENELLE FONTENELLE JCT WY 28 SOUTH/WY 530	17.19	26.76	9.57	PAVEMENT REHABILITATION	2020	283	4,089	4,372	3,956	416	0
2	SCP-TC- BR	B213017	TRANSPORTATION DISTRICT 3 STRUCTURE NO. FHW, APA, CDA	13.96	13.96	0.00	STRUCTURE REPAIR	2018	104	3,665	3,769	94	3,675	0
7	ARSCT	B229A01	SWEETWATER COUNTY COUNTY ROAD 11 TEXASGULF SULPHUR ROAD/TRANSVERSE RUMBLE STRIPS	0.00	9.01	9.01	SAFETY IMPROVEMENTS	2020	1	5	6	0	0	5
2	CD	CD19306	ROCK SPRINGS PATHWAY ALONG JAMES DRIVE TO 2ND STREET LPA-CITY OF ROCK SPRINGS	100.53	100.87	0.34	COMMUNITY DEVELOPMENT	2019	31	373	404	324	0	81
3	CM	CM21304	SWEETWATER COUNTY VARIOUS COUNTY ROADS LPA-SWEETWATER COUNTY	0.00	5.20	5.20	ENVIRONMENTAL		0	437	437	350	0	87
2	CRISI	CN04112	GRANGER GRANGER STREETS/FIRST STREET UPRR/DOT NO. 810480A	1.58	1.58	0.00	RAILROAD	2019	73	0	73	0	73	0



Wyoming Department of Transportation
5300 Bishop Blvd
Cheyenne, WY 82009

STATE TRANSPORTATION IMPROVEMENT PROJECTS ENGINEERING & CONSTRUCTION

Sweetwater County

Transportation Projects

Fiscal Year: 2022

Trans Comm Dist	Project		General Location Detail Location	Begin RM	End RM	Length	Character of Work	Cost \$1,000						
								PE FY	PE	CE & CON	TOTAL	FED	ST	OTH
2	NHPP	I802206	EVANSTON TO GREEN RIVER COUNTY LINE EAST/I-80 EASTBOUND LANE/STRUCTURE NO. AOI, AOG	57.04	65.42	8.38	PAVEMENT REHABILITATION	2019	349	9,072	9,421	8,739	682	0
2	NHPPI	I802209	LYMAN TO GREEN RIVER LITTLE AMERICA/I-80	65.40	76.00	10.60	PAVEMENT REHABILITATION	2020	1,340	16,107	17,447	16,184	1,263	0
FY TOTAL:				43.10					\$2,326	\$35,363	\$37,689	\$31,240	\$6,276	\$173

Capital Improvement Projects

Fiscal Year: 2022

Trans Comm Dist	Project		General Location Detail Location	Begin RM	End RM		Character of Work	Cost \$1,000						
								PE FY	PE	CE & CON	TOTAL	FED	ST	OTH
2	PEB	PEB2054	WAMSUTTER SITE 6158	0.00	0.00		NEW BUILDING		0	15	15	0	15	0
2	PEB	PEB2055	WAMSUTTER SITE 6677	0.00	0.00		NEW BUILDING		0	15	15	0	15	0
2	PEB	PEB2056	WAMSUTTER SITE 6564	0.00	0.00		NEW BUILDING		0	15	15	0	15	0
FY TOTAL:									\$0	\$45	\$45	\$0	\$45	\$0



Wyoming Department of Transportation
5300 Bishop Blvd
Cheyenne, WY 82009

STATE TRANSPORTATION IMPROVEMENT PROJECTS ENGINEERING & CONSTRUCTION

Sweetwater County

Transit Projects

Fiscal Year: 2022

Trans Comm Dist	Project		General Location Eligible Provider	Funding Source	Character of Work	Cost \$1,000						
						PE FY	PE	CE & CON	TOTAL	FED	ST	OTH
2	FTA	FT22332	ROCK SPRINGS SWEETWATER COUNTY TRANSIT AUTHORITY RESOURCES	5311	OPERATING/ADMIN/MAINT		0	596	596	385	0	211
2	FTA	FT22366	ROCK SPRINGS SWEETWATER COUNTY TRANSIT AUTHORITY RESOURCES	5339	PURCHASE ONE LIGHT-DUTY BUS		0	80	80	8	0	72
2	FTA	FT22367	ROCK SPRINGS SWEETWATER COUNTY TRANSIT AUTHORITY RESOURCES	5339	CAPITAL/COMM EQUIPMENT		0	4	4	3	0	1
FY TOTAL:							\$0	\$680	\$680	\$396	\$0	\$284

Aeronautics Projects

Fiscal Year: 2022

Aero Comm Dist	Project		General Location		Character of Work	Cost \$1,000						
						PE FY	PE	CE & CON	TOTAL	FED	ST	OTH
2	AERO	A48005A	GREEN RIVER		AIRPORT LIGHTING OR SIGNAGE		0	40	40	0	36	4
2	AERO	ARK007D	ROCK SPRINGS		BUILDINGS		0	1,667	1,667	0	1,000	667
FY TOTAL:							\$0	\$1,707	\$1,707	\$0	\$1,036	\$671
Grand Total: 2022, Sweetwater County							\$2,326	\$37,795	\$40,121	\$31,636	\$7,357	\$1,128



Wyoming Department of Transportation
5300 Bishop Blvd
Cheyenne, WY 82009

STATE TRANSPORTATION IMPROVEMENT PROJECTS ENGINEERING & CONSTRUCTION

Sweetwater County

Transportation Projects

Fiscal Year: 2023

Trans Comm Dist	Project		General Location Detail Location	Begin RM	End RM	Length	Character of Work	Cost \$1,000						
								PE FY	PE	CE & CON	TOTAL	FED	ST	OTH
2	NHPPI	I802207	EVANSTON TO GREEN RIVER COUNTY LINE EAST/I-80 WESTBOUND LANE/STRUCTURE NO. AOH	57.04	65.42	8.38	PAVEMENT REHABILITATION	2021	349	9,525	9,874	9,159	715	0
2	HSIP	P181008	CRESTON JUNCTION TO BAGGS WY 789	0.00	5.00	5.00	SNOW FENCE	2021	61	737	798	722	76	0
FY TOTAL:									\$410	\$10,262	\$10,672	\$9,881	\$791	\$0

Aeronautics Projects

Fiscal Year: 2023

Aero Comm Dist	Project		General Location		Character of Work	Cost \$1,000						
						PE FY	PE	CE & CON	TOTAL	FED	ST	OTH
2	AERO	ARK007E	ROCK SPRINGS		BUILDINGS		0	1,833	1,833	0	1,100	733
2	AERO	ARK007F	ROCK SPRINGS		PAVEMENT REHABILITATION		0	1,067	1,067	1,000	40	27
FY TOTAL:							\$0	\$2,900	\$2,900	\$1,000	\$1,140	\$760
Grand Total: 2023, Sweetwater County							\$410	\$13,162	\$13,572	\$10,881	\$1,931	\$760



Wyoming Department of Transportation
5300 Bishop Blvd
Cheyenne, WY 82009

STATE TRANSPORTATION IMPROVEMENT PROJECTS ENGINEERING & CONSTRUCTION

Sweetwater County

Transportation Projects

Fiscal Year: 2024

Trans Comm Dist	Project		General Location Detail Location	Begin RM	End RM	Length	Character of Work	Cost \$1,000						
								PE FY	PE	CE & CON	TOTAL	FED	ST	OTH
2	STP	1900044	GREEN RIVER UTAH LINE NORTH/WY 530	38.70	44.85	6.15	PAVEMENT REHABILITATION	2022	121	3,334	3,455	3,127	329	0
2	NHPPI	I803153	ROCK SPRINGS TO RAWLINS POINT OF ROCKS EAST/EASTBOUND LANE/I-80/STRUCTURE NO. AQY, ARC	130.00	138.00	8.00	PAVEMENT REHABILITATION	2020	888	12,224	13,112	12,163	949	0
2	NHPPI-SF	I803154	CRESTON JUNCTION TO RAWLINS I 80/EASTBOUND LANE	187.20	204.10	16.90	FENCING	2020	405	4,450	4,855	4,503	351	0
2	SCP-TC	P171031	FLAMING GORGE TO UTAH EAST SIDE ROAD/US 191	504.19	511.40	7.21	PAVEMENT RESURFACE	2022	94	2,683	2,777	85	2,692	0
FY TOTAL:						38.27			\$1,508	\$22,691	\$24,199	\$19,878	\$4,321	\$0

Aeronautics Projects

Fiscal Year: 2024

Aero Comm Dist	Project		General Location		Character of Work	Cost \$1,000						
						PE FY	PE	CE & CON	TOTAL	FED	ST	OTH
2	AERO	ARK006A	ROCK SPRINGS		AIRPORT LIGHTING OR SIGNAGE		0	320	320	300	12	8
2	AERO	ARK018A	ROCK SPRINGS		AIRPORT EQUIPMENT		0	450	450	0	405	45
2	AERO	ARK019A	ROCK SPRINGS		PLANNING STUDY		0	747	747	700	28	19
FY TOTAL:							\$0	\$1,517	\$1,517	\$1,000	\$445	\$72
Grand Total: 2024, Sweetwater County							\$1,508	\$24,208	\$25,716	\$20,878	\$4,766	\$72



Wyoming Department of Transportation
5300 Bishop Blvd
Cheyenne, WY 82009

STATE TRANSPORTATION IMPROVEMENT PROJECTS ENGINEERING & CONSTRUCTION

Sweetwater County

Transportation Projects

Fiscal Year: 2025

Trans Comm Dist	Project		General Location Detail Location	Begin RM	End RM	Length	Character of Work	Cost \$1,000						
								PE FY	PE	CE & CON	TOTAL	FED	ST	OTH
2	STP	1900046	GREEN RIVER TO UTAH GREEN RIVER SOUTH/WY 530	2.40	7.23	4.83	PAVEMENT REHABILITATION	2022	373	4,106	4,479	4,053	426	0
2	NHPPI	I802201	GRANGER TO GREEN RIVER GREEN RIVER WEST; I-80	83.00	86.00	3.00	PAVEMENT MAINTENANCE	2023	39	2,101	2,140	1,936	203	0
2	NHPPI- SIB	I803152	ROCK SPRINGS TO RAWLINS PATRICK DRAW/I-80 WESTBOUND LANE STRUCTURE NO. ARL, ARN, ARP, ARR, ART	143.00	154.00	11.00	PAVEMENT REHABILITATION	2019	1,220	17,649	18,869	17,504	1,366	0
2	NHPPI	I803156	ROCK SPRINGS TO RAWLINS POINT OF ROCKS EAST/I-80 WESTBOUND LANE/STRUCTURE NO. AQZ, ARD	130.00	138.00	8.00	PAVEMENT REHABILITATION	2020	924	12,847	13,771	12,774	997	0
FY TOTAL:						26.83			\$2,556	\$36,703	\$39,259	\$36,267	\$2,992	\$0

Aeronautics Projects

Fiscal Year: 2025

Aero Comm Dist	Project		General Location		Character of Work	Cost \$1,000						
						PE FY	PE	CE & CON	TOTAL	FED	ST	OTH
2	AERO	ARK020A	ROCK SPRINGS		PAVEMENT MAINTENANCE		0	880	880	0	792	88
FY TOTAL:							\$0	\$880	\$880	\$0	\$792	\$88
Grand Total: 2025, Sweetwater County							\$2,556	\$37,583	\$40,139	\$36,267	\$3,784	\$88



Wyoming Department of Transportation
5300 Bishop Blvd
Cheyenne, WY 82009

STATE TRANSPORTATION IMPROVEMENT PROJECTS ENGINEERING & CONSTRUCTION

Sweetwater County

Transportation Projects

Fiscal Year: 2026

Trans Comm Dist	Project		General Location Detail Location	Begin RM	End RM	Length	Character of Work	Cost \$1,000						
								PE FY	PE	CE & CON	TOTAL	FED	ST	OTH
2	STP	1900042	GREEN RIVER SQUAW HOLLOW/WY 530	26.20	33.00	6.80	PAVEMENT REHABILITATION	2023	119	4,738	4,857	4,395	462	0
2	NHPPI- SIB	I803151	ROCK SPRINGS TO RAWLINS PATRICK DRAW/I-80 EASTBOUND LANE STRUCTURE NO. ARK, ARM, ARO, ARQ, ARS	143.00	154.00	11.00	PAVEMENT REHABILITATION	2019	1,220	18,532	19,752	18,323	1,430	0
FY TOTAL:						17.80			\$1,339	\$23,270	\$24,609	\$22,718	\$1,892	\$0

Aeronautics Projects

Fiscal Year: 2026

Aero Comm Dist	Project		General Location		Character of Work	Cost \$1,000						
						PE FY	PE	CE & CON	TOTAL	FED	ST	OTH
2	AERO	ARK024A	ROCK SPRINGS		PAVEMENT EXPANSION		0	3,200	3,200	3,000	120	80
2	AERO	ARK024B	ROCK SPRINGS		PAVEMENT REHABILITATION		0	1,000	1,000	0	800	200
FY TOTAL:							\$0	\$4,200	\$4,200	\$3,000	\$920	\$280
Grand Total: 2026, Sweetwater County							\$1,339	\$27,470	\$28,809	\$25,718	\$2,812	\$280



Wyoming Department of Transportation
5300 Bishop Blvd
Cheyenne, WY 82009

STATE TRANSPORTATION IMPROVEMENT PROJECTS ENGINEERING & CONSTRUCTION

Sweetwater County

Transportation Projects

Fiscal Year: 2027

Trans Comm Dist	Project		General Location Detail Location	Begin RM	End RM	Length	Character of Work	Cost \$1,000						
								PE FY	PE	CE & CON	TOTAL	FED	ST	OTH
2	STP	1900045	GREEN RIVER TO UTAH WY 530 SHELF	0.80	2.70	1.90	PAVEMENT REHABILITATION	2020	135	2,648	2,783	2,518	265	0
2	NHPPI	I803148	ROCK SPRINGS TO RAWLINS TABLE ROCK-WAMSUTTER/I-80	153.80	161.90	8.10	PAVEMENT RESURFACE	2025	75	5,537	5,611	5,206	406	0
2	NHPPI	I803157	ROCK SPRINGS TO RAWLINS I-80 WESTBOUND LANE	161.99	174.00	12.01	PAVEMENT REHABILITATION	2024	1,094	16,123	17,217	15,970	1,246	0
2	NHPP	N131057	FARSON TO PINEDALE COUNTY LINE SOUTH/US 191	46.48	51.62	5.14	PAVEMENT REHABILITATION	2025	81	2,700	2,780	2,517	265	0
2	STP	P171032	ROCK SPRINGS TO UTAH US 191 S SHELF	545.50	551.39	5.89	PAVEMENT REHABILITATION	2020	120	3,679	3,799	3,438	361	0
2	STP	P171033	ROCK SPRINGS TO UTAH US 191	539.50	545.50	6.00	PAVEMENT REHABILITATION	2024	136	2,010	2,146	1,942	204	0
2	STP	W374012	LITTLE AMERICA WY 374 SHELF	69.77	83.56	13.79	PAVEMENT REHABILITATION	2020	245	7,512	7,757	7,019	738	0



Wyoming Department of Transportation
5300 Bishop Blvd
Cheyenne, WY 82009

STATE TRANSPORTATION IMPROVEMENT PROJECTS ENGINEERING & CONSTRUCTION

Sweetwater County

Transportation Projects

Fiscal Year: 2027

Trans Comm Dist	Project		General Location Detail Location	Begin RM	End RM	Length	Character of Work	Cost \$1,000						
								PE FY	PE	CE & CON	TOTAL	FED	ST	OTH
2	STP	W374013	GREEN RIVER WY 374	83.67	90.14	6.47	PAVEMENT REHABILITATION	2022	442	6,517	6,959	6,298	662	0
2	STP	W376001	ROCK SPRINGS SOUTH SIDE BELT LOOP/WY 376 SHELF	0.00	4.31	4.31	PAVEMENT REHABILITATION	2020	170	5,212	5,382	4,870	512	0
FY TOTAL:						63.61			\$2,498	\$51,938	\$54,434	\$49,778	\$4,659	\$0
Grand Total: 2027, Sweetwater County									\$2,498	\$51,938	\$54,434	\$49,778	\$4,659	\$0



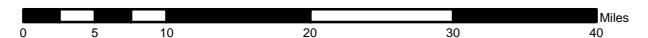
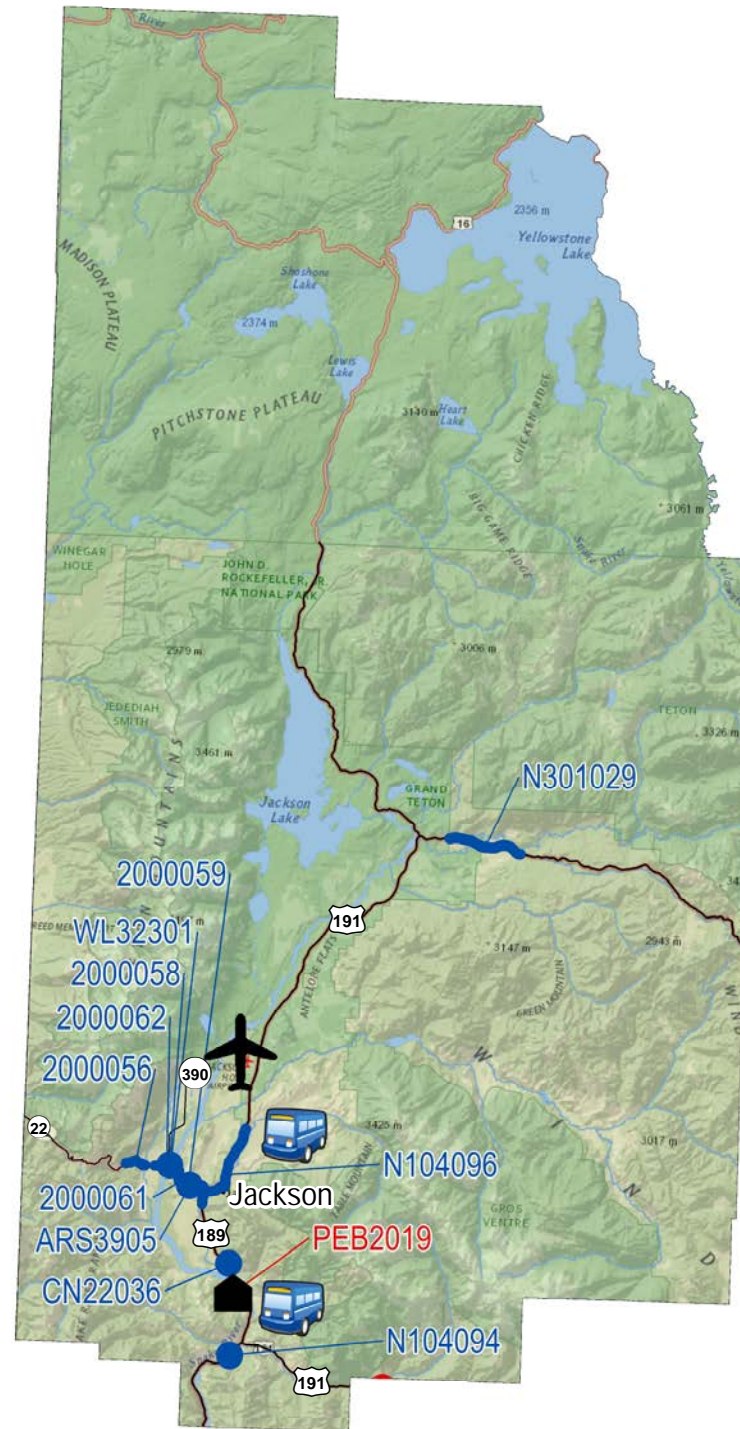
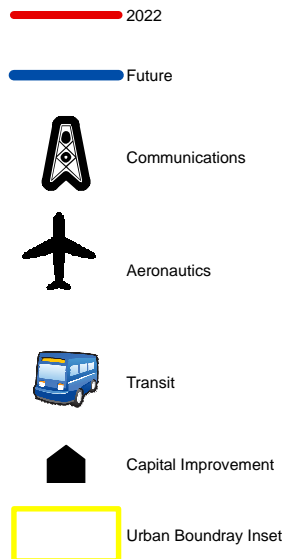
Wyoming Department of Transportation
5300 Bishop Blvd
Cheyenne, WY 82009

STATE TRANSPORTATION IMPROVEMENT PROJECTS COUNTY TOTAL

County		Transportation Projects	Capital Improvement Projects	Communications Projects	Transit Projects	Aeronautics Projects	Total
Sweetwater	2022	\$37,689,000	\$45,000	\$0	\$680,000	\$1,707,000	\$40,121,000
	2023	\$10,672,000	\$0	\$0	\$0	\$2,900,000	\$13,572,000
	2024	\$24,199,000	\$0	\$0	\$0	\$1,517,000	\$25,716,000
	2025	\$39,259,000	\$0	\$0	\$0	\$880,000	\$40,139,000
	2026	\$24,609,000	\$0	\$0	\$0	\$4,200,000	\$28,809,000
	2027	\$54,434,000	\$0	\$0	\$0	\$0	\$54,434,000
	Total	\$190,862,000	\$45,000	\$0	\$680,000	\$11,204,000	\$202,791,000

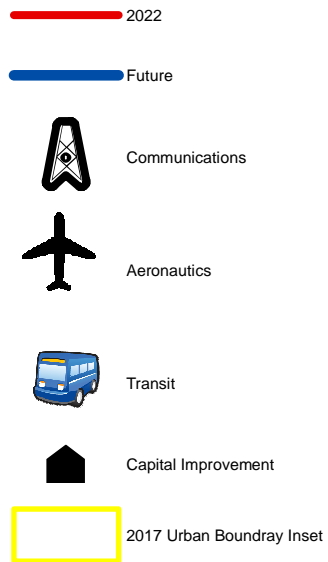
TETON COUNTY

Key to FY 2022 STIP

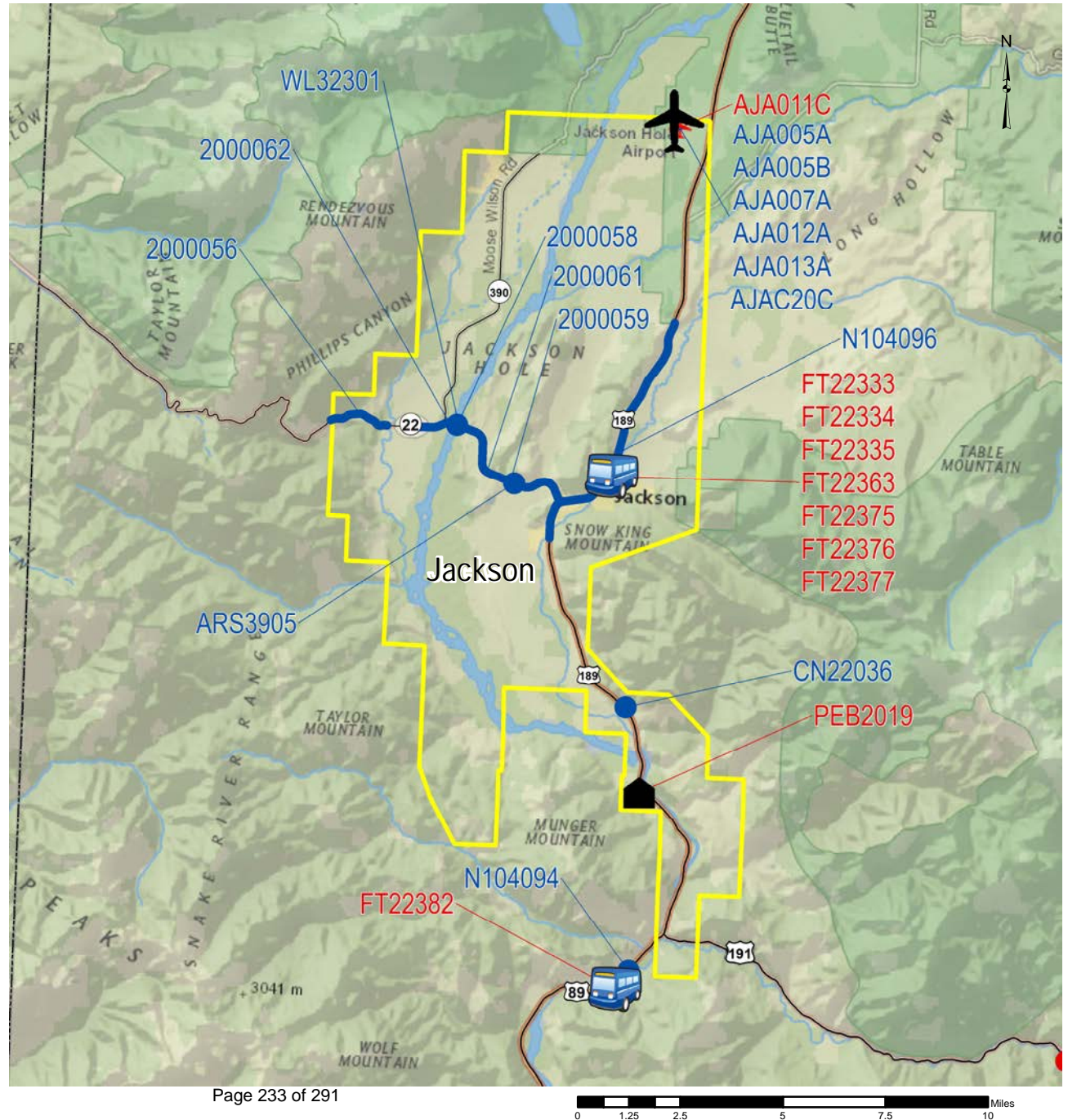
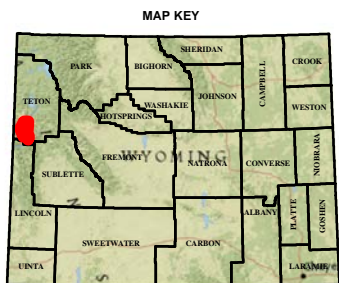


Jackson INSET

Key to FY 2022 STIP



1:242,530 Map Extent





Wyoming Department of Transportation
5300 Bishop Blvd
Cheyenne, WY 82009

STATE TRANSPORTATION IMPROVEMENT PROJECTS ENGINEERING & CONSTRUCTION

Teton County

Capital Improvement Projects

Fiscal Year: 2022

Trans Comm Dist	Project		General Location Detail Location	Begin RM	End RM		Character of Work	Cost \$1,000						
								PE FY	PE	CE & CON	TOTAL	FED	ST	OTH
3	PEB	PEB2019	JACKSON EMPLOYEE HOUSING	0.00	0.00		HOUSING DESIGN		1,255	0	1,255	0	1,255	0
FY TOTAL:									\$1,255	\$0	\$1,255	\$0	\$1,255	\$0

Transit Projects

Fiscal Year: 2022

Trans Comm Dist	Project		General Location Eligible Provider	Funding Source	Character of Work	Cost \$1,000						
						PE FY	PE	CE & CON	TOTAL	FED	ST	OTH
3	FTA	FT22321	AFTON STAR VALLEY SENIOR CITIZENS, INC.	STATE	OPERATING/ADMIN/MAINT		0	18	18	0	12	6
3	FTA	FT22333	JACKSON CHILDREN'S LEARNING CENTER, INC.	STATE	OPERATING/ADMIN/MAINT		0	55	55	0	33	22
3	FTA	FT22334	JACKSON SENIOR CENTER OF JACKSON HOLE, INC.	STATE	OPERATING/ADMIN/MAINT		0	57	57	0	39	19
3	FTA	FT22335	JACKSON SOUTHERN TETON AREA RAPID TRANSIT	5311	OPERATING/ADMIN/MAINT		0	5,149	5,149	3,374	0	1,775
5	FTA	FT22363	JACKSON SOUTHERN TETON AREA RAPID TRANSIT	5339	PURCHASE SEVEN HEAVYDUTY BUSES		0	3,440	3,440	2,752	0	688
5	FTA	FT22375	JACKSON SOUTHERN TETON AREA RAPID TRANSIT	5305E	PLANNING		0	150	150	120	0	30
5	FTA	FT22376	JACKSON TETON COUNTY	5305E	PLANNING		0	320	320	256	0	64
3	FTA	FT22377	JACKSON TETON COUNTY	5339	CAPITAL/BUS FACILITIES		0	28,398	28,398	20,000	0	8,398
FY TOTAL:							\$0	\$37,587	\$37,587	\$26,502	\$84	\$11,002



Wyoming Department of Transportation
5300 Bishop Blvd
Cheyenne, WY 82009

STATE TRANSPORTATION IMPROVEMENT PROJECTS ENGINEERING & CONSTRUCTION

Teton County

Aeronautics Projects

Fiscal Year: 2022

Aero Comm Dist	Project		General Location		Character of Work	Cost \$1,000						
						PE FY	PE	CE & CON	TOTAL	FED	ST	OTH
2	AERO	AJA011C	JACKSON		PLANNING STUDY		0	120	120	113	0	8
FY TOTAL:							\$0	\$120	\$120	\$113	\$0	\$8
Grand Total: 2022, Teton County							\$1,255	\$37,707	\$38,962	\$26,615	\$1,339	\$11,010



Wyoming Department of Transportation
5300 Bishop Blvd
Cheyenne, WY 82009

STATE TRANSPORTATION IMPROVEMENT PROJECTS ENGINEERING & CONSTRUCTION

Teton County

Transportation Projects

Fiscal Year: 2023

Trans Comm Dist	Project		General Location Detail Location	Begin RM	End RM	Length	Character of Work	Cost \$1,000						
								PE FY	PE	CE & CON	TOTAL	FED	ST	OTH
3	HIP	2000058	JACKSON TO WILSON WY 22/STRUCTURE NO. BMV	3.75	3.75	0.00	BRIDGE REPLACEMENT	2017	1,455	16,372	17,827	16,131	1,695	0
3	SCP-TC	2000059	JACKSON TO WILSON TRIBAL TRAIL CONNECTOR INTO WY 22	1.40	1.75	0.35	MODIFY INTERSECTION		0	1,648	1,648	0	1,648	0
3	STP	2000062	JACKSON TO WILSON WY 22	3.03	4.87	1.84	RECONSTRUCTION		0	12,480	12,481	11,293	1,187	0
3	ARSCT	ARS3905	TETON COUNTY TRIBAL TRAILS CONNECTOR/CONNECT SOUTH PARK LOOP ROAD TO WY 22	1.46	1.46	0.00	NEW CONSTRUCTION	2019	465	5,336	5,801	0	0	5,801
3	STP- BROS	CN22036	TETON COUNTY BRIDGE OVER SNAKE RIVER STRUCTURE NO. DEY	0.06	0.06	0.00	BRIDGE REPLACEMENT	2019	922	8,325	9,247	8,368	0	879
7	NHPP	N301029	MORAN JUNCTION TO DUBOIS BUFFALO FORK SECTION/US 26	2.20	7.52	5.32	PAVEMENT REHABILITATION	2021	200	2,205	2,405	2,176	229	0
3	ARSCT	WL32301	TETON COUNTY WY 22 & WY 390/WILDLIFE CROSSING	3.19	4.24	1.05	ENVIRONMENTAL	2021	117	1,341	1,458	0	0	1,458



Wyoming Department of Transportation
5300 Bishop Blvd
Cheyenne, WY 82009

STATE TRANSPORTATION IMPROVEMENT PROJECTS ENGINEERING & CONSTRUCTION

Teton County

Transportation Projects

Fiscal Year: 2023

Trans Comm Dist	Project	General Location Detail Location	Begin RM	End RM	Length	Character of Work	Cost \$1,000						
							PE FY	PE	CE & CON	TOTAL	FED	ST	OTH
FY TOTAL:							8.56	\$3,159	\$47,707	\$50,867	\$37,968	\$4,759	\$8,138

Aeronautics Projects

Fiscal Year: 2023

Aero Comm Dist	Project		General Location		Character of Work	Cost \$1,000						
						PE FY	PE	CE & CON	TOTAL	FED	ST	OTH
2	AERO	AJA005A	JACKSON		PAVEMENT REHABILITATION		0	3,787	3,787	3,550	142	95
FY TOTAL:							\$0	\$3,787	\$3,787	\$3,550	\$142	\$95

Grand Total: 2023, Teton County

\$3,159 \$51,494 \$54,654 \$41,518 \$4,901 \$8,233

Transportation Projects

Fiscal Year: 2024

Trans Comm Dist	Project		General Location Detail Location	Begin RM	End RM	Length	Character of Work	Cost \$1,000						
								PE FY	PE	CE & CON	TOTAL	FED	ST	OTH
3	STP	2000056	WILSON TO IDAHO LOWER VEHICLE ARRESTOR/WY 22	5.50	7.00	1.50	SAFETY IMPROVEMENTS	2015	318	4,382	4,700	4,253	447	0
3	STP	2000061	JACKSON TO WILSON WY 22	0.00	4.50	4.50	RECONSTRUCTION	2021	4,600	0	4,600	4,163	437	0
3	NHPP-PM	N104096	JACKSON US 26/89/191	152.09	158.82	6.73	PAVEMENT MAINTENANCE	2021	175	1,750	1,925	1,742	183	0
FY TOTAL:						12.73			\$5,093	\$6,132	\$11,225	\$10,158	\$1,067	\$0



Wyoming Department of Transportation
5300 Bishop Blvd
Cheyenne, WY 82009

STATE TRANSPORTATION IMPROVEMENT PROJECTS ENGINEERING & CONSTRUCTION

Teton County

Aeronautics Projects

Fiscal Year: 2024

Aero Comm Dist	Project		General Location		Character of Work	Cost \$1,000						
						PE FY	PE	CE & CON	TOTAL	FED	ST	OTH
2	AERO	AJA005B	JACKSON		PAVEMENT REHABILITATION		0	13,387	13,387	12,550	502	335
2	AERO	AJA012A	JACKSON		AIRPORT EQUIPMENT		0	1,111	1,111	0	1,000	111
FY TOTAL:							\$0	\$14,498	\$14,498	\$12,550	\$1,502	\$446
Grand Total: 2024, Teton County							\$5,093	\$20,630	\$25,723	\$22,708	\$2,569	\$446

Aeronautics Projects

Fiscal Year: 2025

Aero Comm Dist	Project		General Location		Character of Work	Cost \$1,000						
						PE FY	PE	CE & CON	TOTAL	FED	ST	OTH
2	AERO	AJA007A	JACKSON		PAVEMENT RECONSTRUCTION		0	2,720	2,720	2,550	102	68
2	AERO	AJA013A	JACKSON		PAVEMENT MAINTENANCE		0	545	545	0	491	55
FY TOTAL:							\$0	\$3,265	\$3,265	\$2,550	\$593	\$123
Grand Total: 2025, Teton County							\$0	\$3,265	\$3,265	\$2,550	\$593	\$123

Transportation Projects

Fiscal Year: 2026

Trans Comm Dist	Project		General Location Detail Location	Begin RM	End RM	Length	Character of Work	Cost \$1,000						
								PE FY	PE	CE & CON	TOTAL	FED	ST	OTH
3	NHPP	N104094	ALPINE JUNCTION TO HOBACK JUNCTION SNAKE RIVER CANYON/RED ROOF SLIDE US 26/89	139.96	139.96	0.00	SLIDE REPAIR	2019	100	0	100	90	10	0
FY TOTAL:						0.00			\$100	\$0	\$100	\$90	\$10	\$0



Wyoming Department of Transportation
5300 Bishop Blvd
Cheyenne, WY 82009

STATE TRANSPORTATION IMPROVEMENT PROJECTS ENGINEERING & CONSTRUCTION

Teton County

Aeronautics Projects

Fiscal Year: 2026

Aero Comm Dist	Project		General Location		Character of Work	Cost \$1,000						
						PE FY	PE	CE & CON	TOTAL	FED	ST	OTH
2	AERO	AJAC20C	JACKSON		BUILDINGS		0	3,787	3,787	3,550	142	95
FY TOTAL:							\$0	\$3,787	\$3,787	\$3,550	\$142	\$95
Grand Total: 2026, Teton							\$100		\$3,887	\$3,640	\$152	\$95



Wyoming Department of Transportation
5300 Bishop Blvd
Cheyenne, WY 82009

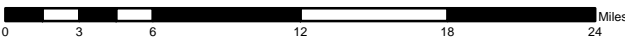
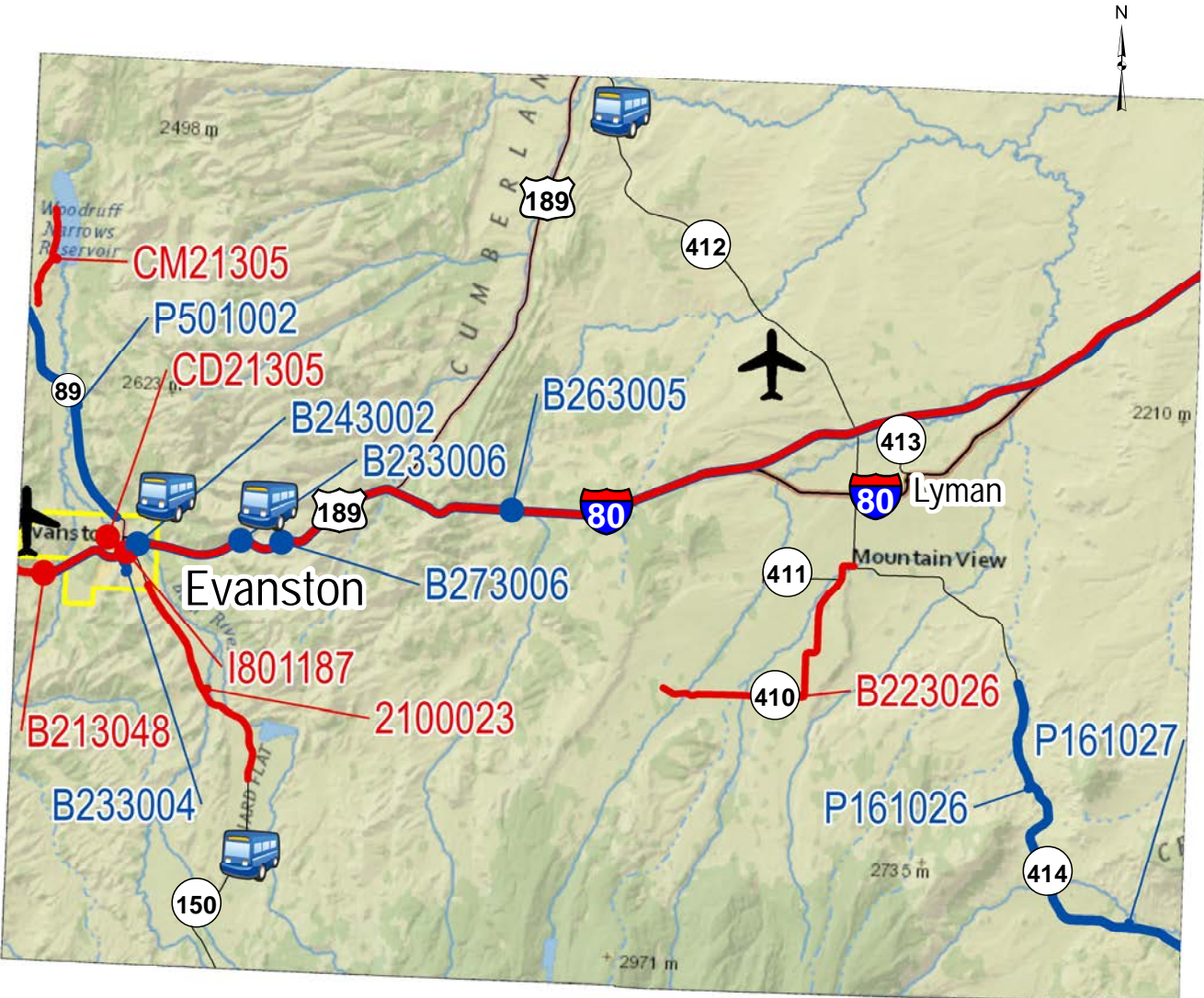
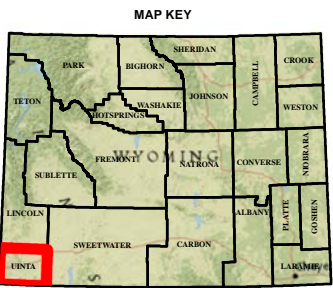
STATE TRANSPORTATION IMPROVEMENT PROJECTS COUNTY TOTAL

County		Transportation Projects	Capital Improvement Projects	Communications Projects	Transit Projects	Aeronautics Projects	Total
Teton	2022	\$0	\$1,255,000	\$0	\$37,587,000	\$120,000	\$38,962,000
	2023	\$50,867,000	\$0	\$0	\$0	\$3,787,000	\$54,654,000
	2024	\$11,225,000	\$0	\$0	\$0	\$14,498,000	\$25,723,000
	2025	\$0	\$0	\$0	\$0	\$3,265,000	\$3,265,000
	2026	\$100,000	\$0	\$0	\$0	\$3,787,000	\$3,887,000
	Total	\$62,192,000	\$1,255,000	\$0	\$37,587,000	\$25,457,000	\$126,491,000

UINTA COUNTY

Key to FY 2022 STIP

- 2022
- Future
- Communications
- Aeronautics
- Transit
- Capital Improvement
- Urban Boundray Inset


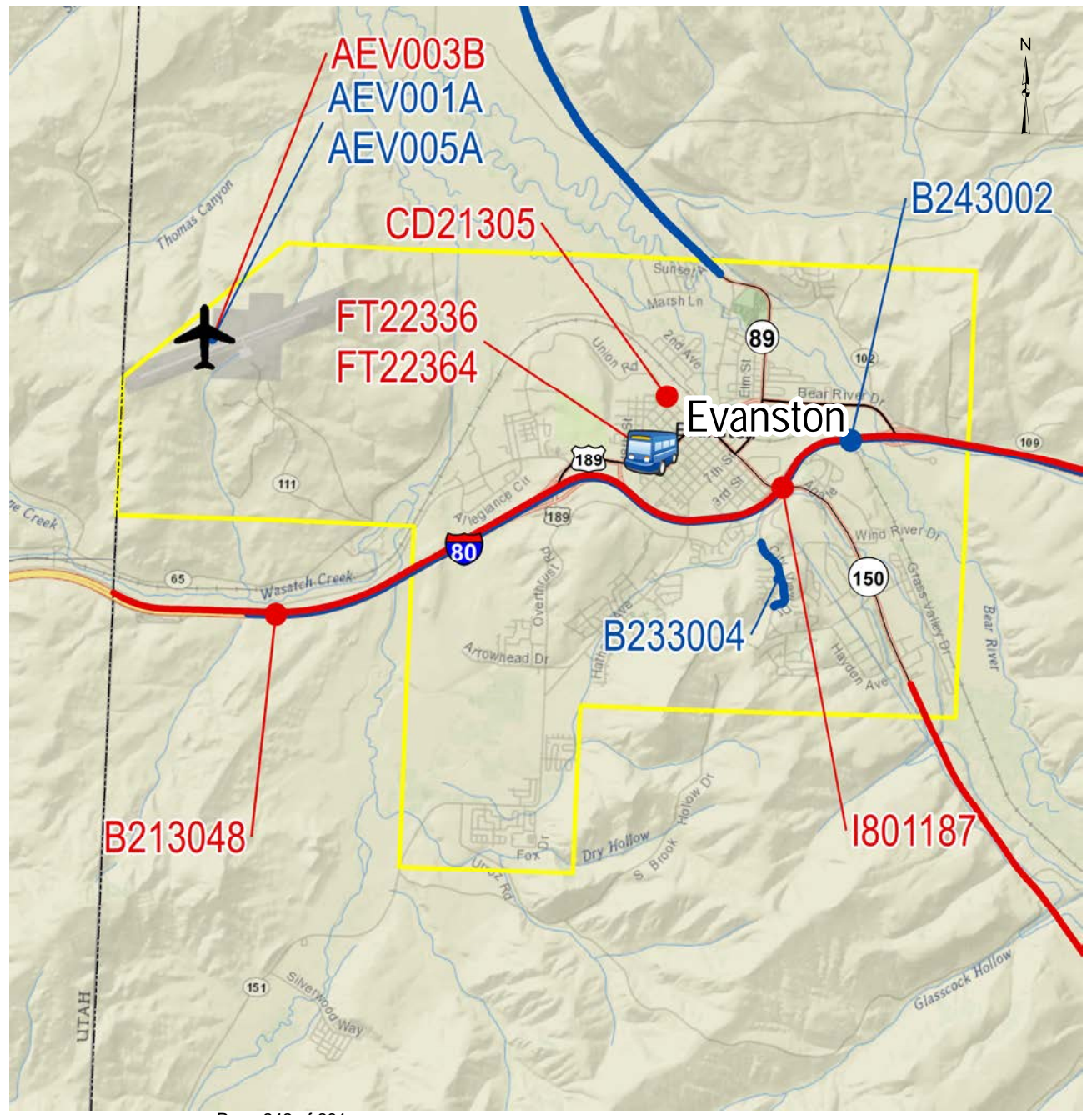


Evanston

INSET

Key to FY 2022 STIP

- 2022
- Future
- Communications
- Aeronautics
- Transit
- Capital Improvement
- 2019 Urban Boundray Inset
- 1:73,500 Map Extent





Wyoming Department of Transportation
5300 Bishop Blvd
Cheyenne, WY 82009

STATE TRANSPORTATION IMPROVEMENT PROJECTS ENGINEERING & CONSTRUCTION

Uinta County

Transportation Projects

Fiscal Year: 2022

Trans Comm Dist	Project		General Location Detail Location	Begin RM	End RM	Length	Character of Work	Cost \$1,000						
								PE FY	PE	CE & CON	TOTAL	FED	ST	OTH
3	STP	2100023	EVANSTON TO UTAH HILLIARD FLAT/WY 150 STRUCTURE NO. FHG	2.46	12.84	10.38	PAVEMENT REHABILITATION	2017	193	4,531	4,724	4,275	449	0
3	CD	CD21305	EVANSTON ROUNDHOUSE SITE/ADA BIKE & PEDESTRIAN IMPROVEMENTS LPA-CITY OF EVANSTON	101.06	101.06	0.00	COMMUNITY DEVELOPMENT	2021	9	437	446	356	0	89
3	CM	CM21305	UINTA COUNTY VARIOUS COUNTY ROADS LPS-UINTA COUNTY	0.00	4.41	4.41	ENVIRONMENTAL		0	320	320	256	0	64
3	NHPPI	I801187	EVANSTON TO LYMAN WY 150/STATE HOSPITAL INTERCHANGE ROAD	5.26	5.26	0.00	SAFETY IMPROVEMENTS	2021	90	690	780	724	56	0
FY TOTAL:				14.79					\$292	\$5,978	\$6,270	\$5,611	\$505	\$153



Wyoming Department of Transportation
5300 Bishop Blvd
Cheyenne, WY 82009

STATE TRANSPORTATION IMPROVEMENT PROJECTS ENGINEERING & CONSTRUCTION

Uinta County

Transit Projects

Fiscal Year: 2022

Trans Comm Dist	Project		General Location Eligible Provider	Funding Source	Character of Work	Cost \$1,000						
						PE FY	PE	CE & CON	TOTAL	FED	ST	OTH
3	FTA	FT22336	EVANSTON UINTA SENIOR CITIZENS, INC.	STATE	OPERATING/ADMIN/MAINT		0	107	107	0	73	34
3	FTA	FT22342	EVANSTON WYOMING PUBLIC TRANSIT ASSOCIATION	5311	RTAP		0	73	73	73	0	0
3	FTA	FT22364	EVANSTON UINTA SENIOR CITIZENS, INC.	5339	PURCHASE TWO MINI VANS		0	82	82	66	0	16
FY TOTAL:							\$0	\$262	\$262	\$139	\$73	\$50

Aeronautics Projects

Fiscal Year: 2022

Aero Comm Dist	Project		General Location	Character of Work	Cost \$1,000						
					PE FY	PE	CE & CON	TOTAL	FED	ST	OTH
2	AERO	AEV003B	EVANSTON	PAVEMENT REHABILITATION		0	4,611	4,611	4,150	277	184
FY TOTAL:						\$0	\$4,611	\$4,611	\$4,150	\$277	\$184

Grand Total: 2022, Uinta County

\$292 \$10,851 \$11,143 \$9,900 \$855 \$387

Transportation Projects

Fiscal Year: 2023

Trans Comm Dist	Project		General Location Detail Location	Begin RM	End RM	Length	Character of Work	Cost \$1,000						
								PE FY	PE	CE & CON	TOTAL	FED	ST	OTH
3	STPU-EV	B233004	EVANSTON CITY VIEW DRIVE/SIOUX DRIVE-DEL RIO DRIVE	98.86	99.42	0.56	RECONSTRUCTION	2018	270	2,227	2,497	2,260	0	237
FY TOTAL:						0.56			\$270	\$2,227	\$2,497	\$2,260	\$0	\$237



Wyoming Department of Transportation
5300 Bishop Blvd
Cheyenne, WY 82009

STATE TRANSPORTATION IMPROVEMENT PROJECTS ENGINEERING & CONSTRUCTION

Uinta County

Aeronautics Projects

Fiscal Year: 2023

Aero Comm Dist	Project		General Location		Character of Work	Cost \$1,000						
						PE FY	PE	CE & CON	TOTAL	FED	ST	OTH
3	AERO	AFBR14C	FORT BRIDGER		PAVEMENT RECONSTRUCTION		0	667	667	600	40	27
FY TOTAL:							\$0	\$667	\$667	\$600	\$40	\$27
Grand Total: 2023, Uinta County							\$270	\$2,894	\$3,164	\$2,860	\$40	\$264

Transportation Projects

Fiscal Year: 2024

Trans Comm Dist	Project		General Location Detail Location	Begin RM	End RM	Length	Character of Work	Cost \$1,000						
								PE FY	PE	CE & CON	TOTAL	FED	ST	OTH
3	SCP-TC	P161026	MOUNTAIN VIEW TO LONE TREE WY 414	110.63	120.00	9.37	PAVEMENT REHABILITATION	2021	99	2,883	2,982	89	2,893	0
FY TOTAL:						9.37			\$99	\$2,883	\$2,982	\$89	\$2,893	\$0

Aeronautics Projects

Fiscal Year: 2024

Aero Comm Dist	Project		General Location		Character of Work	Cost \$1,000						
						PE FY	PE	CE & CON	TOTAL	FED	ST	OTH
2	AERO	AEV005A	EVANSTON		PLANNING STUDY		0	333	333	300	20	13
FY TOTAL:							\$0	\$333	\$333	\$300	\$20	\$13
Grand Total: 2024, Uinta County							\$99	\$3,216	\$3,315	\$389	\$2,913	\$13



Wyoming Department of Transportation
5300 Bishop Blvd
Cheyenne, WY 82009

STATE TRANSPORTATION IMPROVEMENT PROJECTS ENGINEERING & CONSTRUCTION

Uinta County

Transportation Projects

Fiscal Year: 2025

Trans Comm Dist	Project		General Location Detail Location	Begin RM	End RM	Length	Character of Work	Cost \$1,000						
								PE FY	PE	CE & CON	TOTAL	FED	ST	OTH
3	STP	P501002	EVANSTON TO UTAH BEAR RIVER SECTION/WY 89	1.15	11.59	10.44	PAVEMENT REHABILITATION	2022	882	12,264	13,146	11,896	1,250	0
FY TOTAL:									\$882	\$12,264	\$13,146	\$11,896	\$1,250	\$0

Aeronautics Projects

Fiscal Year: 2025

Aero Comm Dist	Project		General Location		Character of Work	Cost \$1,000						
						PE FY	PE	CE & CON	TOTAL	FED	ST	OTH
2	AERO	AEV001A	EVANSTON		PAVEMENT MAINTENANCE		0	500	500	450	30	20
FY TOTAL:							\$0	\$500	\$500	\$450	\$30	\$20
Grand Total: 2025, Uinta County							\$882	\$12,764	\$13,646	\$12,346	\$1,280	\$20

Transportation Projects

Fiscal Year: 2027

Trans Comm Dist	Project		General Location Detail Location	Begin RM	End RM	Length	Character of Work	Cost \$1,000						
								PE FY	PE	CE & CON	TOTAL	FED	ST	OTH
3	STP	P161027	MOUNTAIN VIEW TO LONE TREE STRUCTURE NO. CWW	120.00	130.00	10.00	PAVEMENT REHABILITATION	2024	432	6,365	6,798	6,151	646	0
FY TOTAL:						10.00			\$432	\$6,365	\$6,798	\$6,151	\$646	\$0
Grand Total: 2027, Uinta County									\$432	\$6,365	\$6,798	\$6,151	\$646	\$0



Wyoming Department of Transportation
5300 Bishop Blvd
Cheyenne, WY 82009


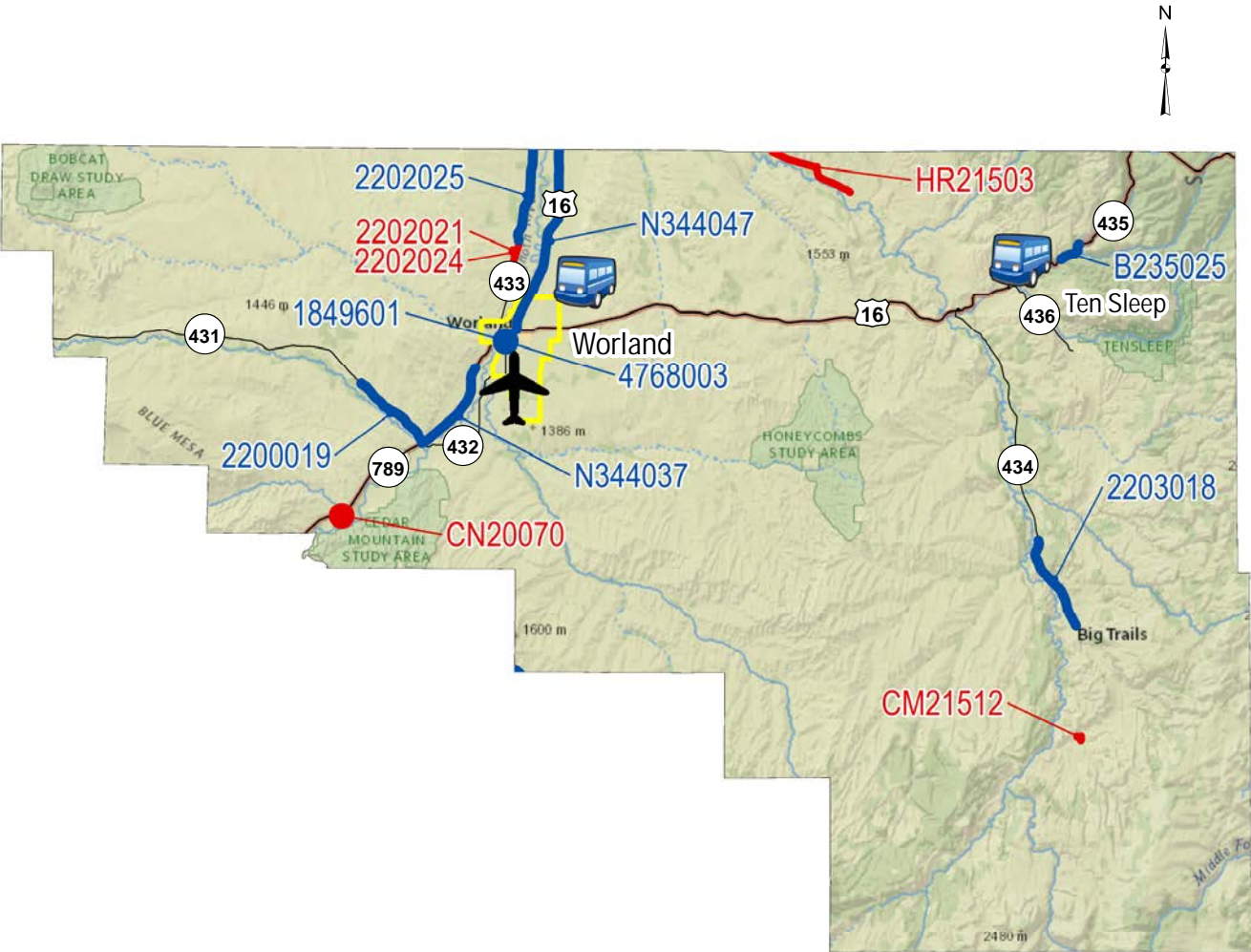
STATE TRANSPORTATION IMPROVEMENT PROJECTS COUNTY TOTAL

County		Transportation Projects	Capital Improvement Projects	Communications Projects	Transit Projects	Aeronautics Projects	Total
Uinta	2022	\$6,270,000	\$0	\$0	\$262,000	\$4,611,000	\$11,143,000
	2023	\$2,497,000	\$0	\$0	\$0	\$667,000	\$3,164,000
	2024	\$2,982,000	\$0	\$0	\$0	\$333,000	\$3,315,000
	2025	\$13,146,000	\$0	\$0	\$0	\$500,000	\$13,646,000
	2027	\$6,798,000	\$0	\$0	\$0	\$0	\$6,798,000
	Total	\$31,693,000	\$0	\$0	\$262,000	\$6,111,000	\$38,066,000

WASHAKIE COUNTY

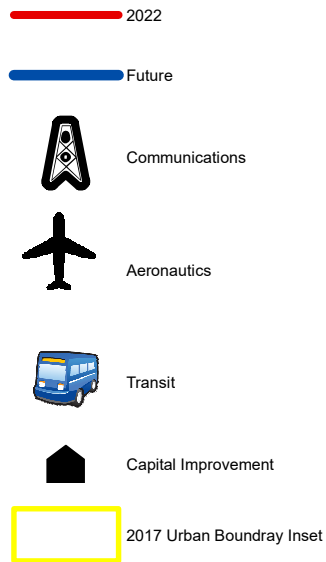
Key to FY 2022 STIP

- 2022
- Future
- Communications
- Aeronautics
- Transit
- Capital Improvement
- Urban Boundray Inset



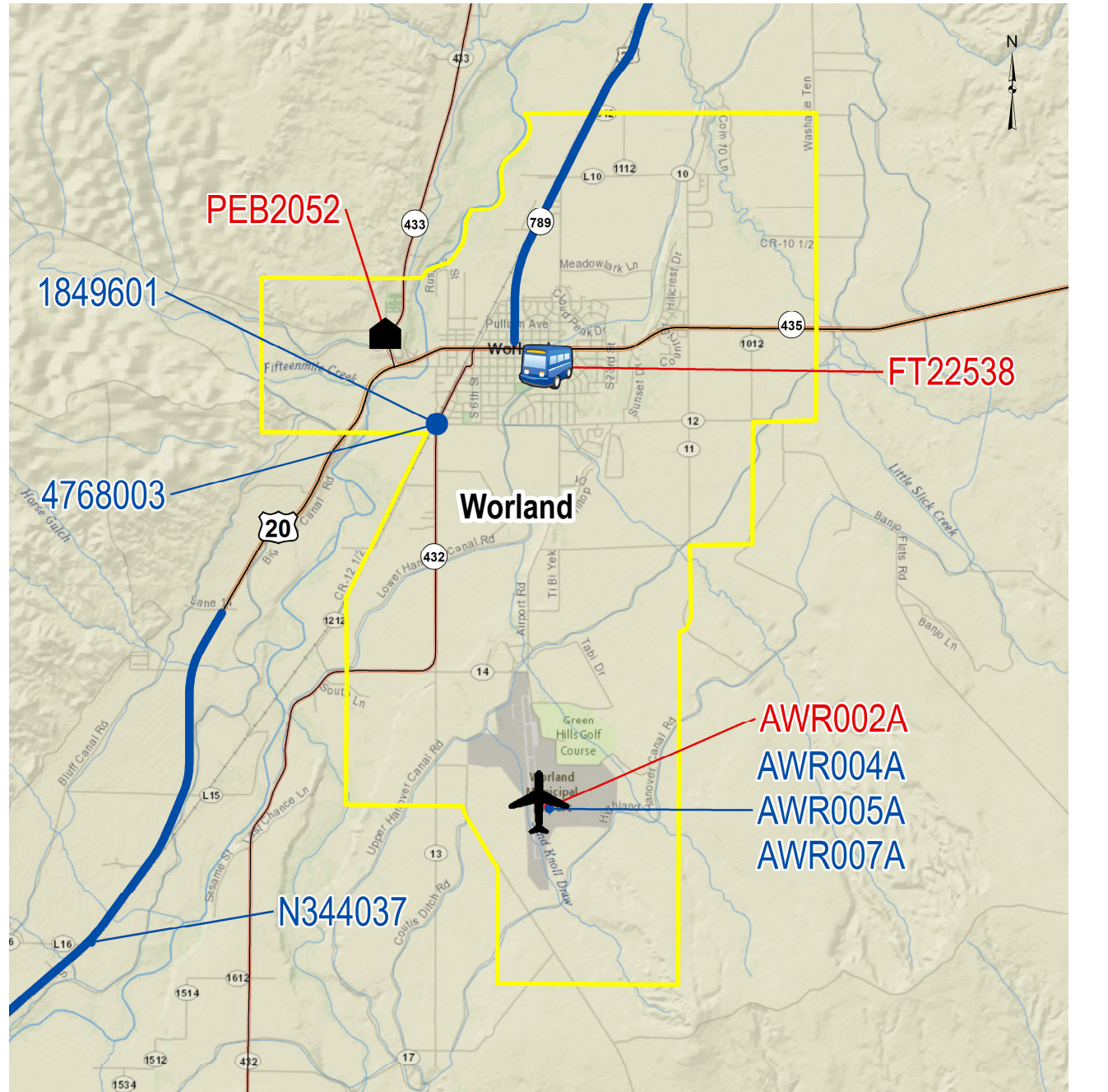
Worland INSET

Key to FY 2022 STIP



1:81,080 Map Extent

MAP KEY





Wyoming Department of Transportation
5300 Bishop Blvd
Cheyenne, WY 82009

STATE TRANSPORTATION IMPROVEMENT PROJECTS ENGINEERING & CONSTRUCTION

Washakie County

Transportation Projects

Fiscal Year: 2022

Trans Comm Dist	Project		General Location Detail Location	Begin RM	End RM	Length	Character of Work	Cost \$1,000						
								PE FY	PE	CE & CON	TOTAL	FED	ST	OTH
5	STP	2202021	WORLAND TO MANDERSON WEST RIVER ROAD SECTION/WY 433 STRUCTURE NO. CXF, CXG, CXH	4.14	5.50	1.36	BRIDGE REPLACEMENT	2016	100	2,055	2,156	1,950	205	0
5	STP	2202024	WORLAND TO MANDERSON WEST RIVER ROAD SECTION/WY 433	4.14	5.50	1.36	RECONSTRUCTION		0	4,901	4,901	4,435	466	0
5	CM	CM21512	WASHAKIE COUNTY VARIUOS COUNTY ROADS LPA-WASHAKIE COUNTY	7.90	8.15	0.25	ENVIRONMENTAL		0	34	34	27	0	7
5	STP- BROS	CN20070	WASHAKIE COUNTY BRIDGE OVER COTTONWOOD CREEK STRUCTURE NO. EIQ	0.60	0.60	0.00	BRIDGE REPLACEMENT	2019	273	1,305	1,578	1,428	0	150
5	HRRR	HR21503	WASHAKIE COUNTY VARIOUS COUNTY ROADS/ADVANCE WARNING SIGNS LPA-WASHAKIE COUNTY	9.95	15.20	5.25	SAFETY IMPROVEMENTS		0	31	31	28	0	3
FY TOTAL:						8.22			\$373	\$8,326	\$8,700	\$7,868	\$671	\$160



Wyoming Department of Transportation
5300 Bishop Blvd
Cheyenne, WY 82009

STATE TRANSPORTATION IMPROVEMENT PROJECTS ENGINEERING & CONSTRUCTION

WYCN002B

Washakie County

Capital Improvement Projects

Fiscal Year: 2022

Trans Comm Dist	Project		General Location Detail Location	Begin RM	End RM		Character of Work	Cost \$1,000						
								PE FY	PE	CE & CON	TOTAL	FED	ST	OTH
5	PEB	PEB2052	WORLAND NEW WORLAND SHOP COMPLEX - 400 15 MILE ROAD WORLAND, WYOMING	0.00	0.00		NEW BUILDING		1,000	0	1,000	0	1,000	0
FY TOTAL:									\$1,000	\$0	\$1,000	\$0	\$1,000	\$0

Transit Projects

Fiscal Year: 2022

Trans Comm Dist	Project		General Location Eligible Provider	Funding Source	Character of Work	Cost \$1,000						
						PE FY	PE	CE & CON	TOTAL	FED	ST	OTH
5	FTA	FT22537	TEN SLEEP TEN SLEEP SENIOR CENTER	STATE	OPERATING/ADMIN/MAINT		0	31	31	0	21	10
5	FTA	FT22538	WORLAND WASHAKIE COUNTY SENIOR CITIZENS CENTER	STATE	OPERATING/ADMIN/MAINT		0	111	111	0	72	39
FY TOTAL:							\$0	\$142	\$142	\$0	\$93	\$49

Aeronautics Projects

Fiscal Year: 2022

Aero Comm Dist	Project		General Location		Character of Work	Cost \$1,000						
						PE FY	PE	CE & CON	TOTAL	FED	ST	OTH
4	AERO	AWR002A	WORLAND		FENCING		0	333	333	300	20	13
FY TOTAL:							\$0	\$333	\$333	\$300	\$20	\$13

Grand Total: 2022, Washakie County

\$1,373 \$8,801 \$10,175 \$8,168 \$1,784 \$222



Wyoming Department of Transportation
5300 Bishop Blvd
Cheyenne, WY 82009

STATE TRANSPORTATION IMPROVEMENT PROJECTS ENGINEERING & CONSTRUCTION

Washakie County

Transportation Projects

Fiscal Year: 2023

Trans Comm Dist	Project		General Location Detail Location	Begin RM	End RM	Length	Character of Work	Cost \$1,000						
								PE FY	PE	CE & CON	TOTAL	FED	ST	OTH
5	STP	2200019	GOOSEBERRY CREEK ROAD WY 431	0.00	5.00	5.00	PAVEMENT RESURFACE	2020	100	1,864	1,963	1,777	187	0
M	HSIP-GM	B235025	TRANSPORTATION DISTRICT 5 VARIOUS LOCATIONS/TEN SLEEP CANYON/US 16	34.00	35.50	1.50	GUARDRAIL	2020	25	500	525	475	50	0
5	NHPP	N344037	THERMOPOLIS TO WORLAND NEIBER-BIG HORN CANALSECTION US 20/WY 789	156.53	162.12	5.59	PAVEMENT REHABILITATION	2021	310	3,418	3,728	3,373	355	0
FY TOTAL:						12.09			\$435	\$5,782	\$6,216	\$5,625	\$592	\$0

Aeronautics Projects

Fiscal Year: 2023

Aero Comm Dist	Project		General Location		Character of Work	Cost \$1,000						
						PE FY	PE	CE & CON	TOTAL	FED	ST	OTH
4	AERO	AWR004A	WORLAND		PAVEMENT MAINTENANCE		0	400	400	0	360	40
FY TOTAL:							\$0	\$400	\$400	\$0	\$360	\$40
Grand Total: 2023, Washakie County							\$435	\$6,182	\$6,616	\$5,625	\$952	\$40



Wyoming Department of Transportation
5300 Bishop Blvd
Cheyenne, WY 82009

STATE TRANSPORTATION IMPROVEMENT PROJECTS ENGINEERING & CONSTRUCTION

Washakie County

Transportation Projects

Fiscal Year: 2024

Trans Comm Dist	Project		General Location Detail Location	Begin RM	End RM	Length	Character of Work	Cost \$1,000						
								PE FY	PE	CE & CON	TOTAL	FED	ST	OTH
5	STPU-WO	1849601	WORLAND WASHAKIE AVENUE	100.01	100.01	0.00	RECONSTRUCTION	2024	17	0	17	15	0	2
FY TOTAL:						0.00		\$17	\$0	\$17		\$15	\$0	\$2

Aeronautics Projects

Fiscal Year: 2024

Aero Comm Dist	Project		General Location		Character of Work	Cost \$1,000						
						PE FY	PE	CE & CON	TOTAL	FED	ST	OTH
4	AERO	AWR005A	WORLAND		PAVEMENT REHABILITATION		0	2,556	2,556	2,300	153	102
FY TOTAL:							\$0	\$2,556	\$2,556	\$2,300	\$153	\$102
Grand Total: 2024, Washakie County							\$17	\$2,556	\$2,573	\$2,315	\$153	\$104

Transportation Projects

Fiscal Year: 2025

Trans Comm Dist	Project		General Location Detail Location	Begin RM	End RM	Length	Character of Work	Cost \$1,000						
								PE FY	PE	CE & CON	TOTAL	FED	ST	OTH
5	STP	2203018	TEN SLEEP BIG TRAILS/SOUTH END/WY 434	15.00	20.63	5.63	PAVEMENT RESURFACE	2022	71	1,870	1,941	1,757	185	0
5	STP	4768003	WORLAND WORLAND STREETS/WASHAKIE AVE EXTENSION	99.39	100.01	0.62	BRIDGE REPLACEMENT	2021	518	10,089	10,607	9,598	1,009	0
FY TOTAL:						6.25			\$589	\$11,959	\$12,548	\$11,355	\$1,194	\$0



Wyoming Department of Transportation
5300 Bishop Blvd
Cheyenne, WY 82009

STATE TRANSPORTATION IMPROVEMENT PROJECTS ENGINEERING & CONSTRUCTION

Washakie County

Grand Total: 2025, Washakie County

\$589 \$11,959 \$12,548 \$11,355 \$1,194 \$0

Transportation Projects

Fiscal Year: 2026

Trans Comm Dist	Project		General Location Detail Location	Begin RM	End RM	Length	Character of Work	Cost \$1,000						
								PE FY	PE	CE & CON	TOTAL	FED	ST	OTH
5	NHPP	N344047	WORLAND TO MANDERSON US 16/20	165.77	176.69	10.92	PAVEMENT REHABILITATION	2022	500	7,300	7,801	7,058	742	0
FY TOTAL:						10.92			\$500	\$7,300	\$7,801	\$7,058	\$742	\$0

Aeronautics Projects

Fiscal Year: 2026

Aero Comm Dist	Project		General Location		Character of Work	Cost \$1,000						
						PE FY	PE	CE & CON	TOTAL	FED	ST	OTH
4	AERO	AWR007A	WORLAND		PLANNING STUDY		0	333	333	300	20	13
FY TOTAL:							\$0	\$333	\$333	\$300	\$20	\$13

Grand Total: 2026, Washakie County

\$500 \$7,633 \$8,134 \$7,358 \$762 \$13

Transportation Projects

Fiscal Year: 2027

Trans Comm Dist	Project		General Location Detail Location	Begin RM	End RM	Length	Character of Work	Cost \$1,000						
								PE FY	PE	CE & CON	TOTAL	FED	ST	OTH
5	STP	2202025	WORLAND TO MANDERSON WY 433	5.50	10.92	5.42	PAVEMENT REHABILITATION	2024	227	3,350	3,578	3,237	340	0
FY TOTAL:						5.42			\$227	\$3,350	\$3,578	\$3,237	\$340	\$0

Grand Total: 2027, Washakie County

\$227 \$3,350 \$3,578 \$3,237 \$340 \$0



Wyoming Department of Transportation
5300 Bishop Blvd
Cheyenne, WY 82009

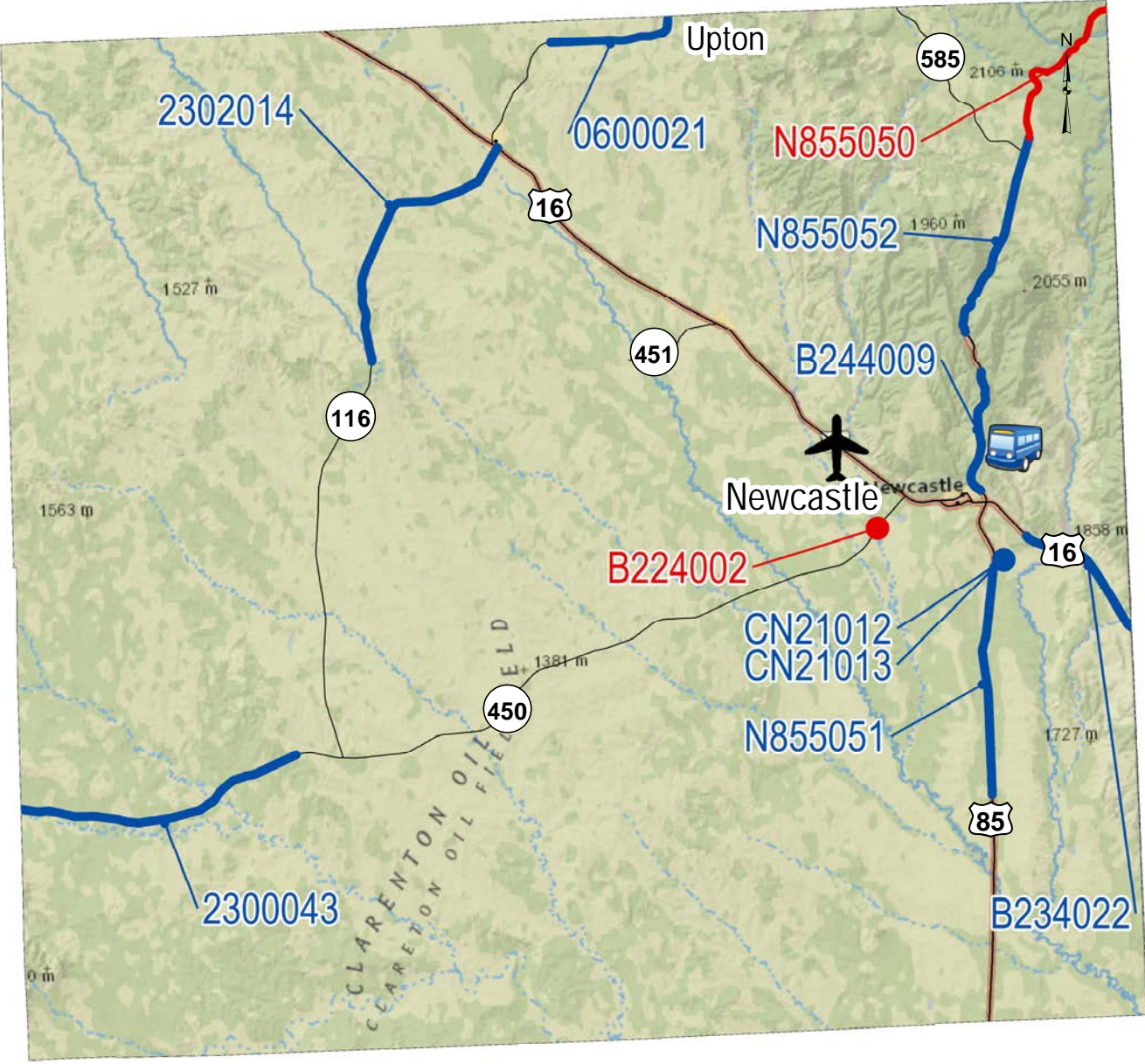
STATE TRANSPORTATION IMPROVEMENT PROJECTS COUNTY TOTAL

County		Transportation Projects	Capital Improvement Projects	Communications Projects	Transit Projects	Aeronautics Projects	Total
Washakie	2022	\$8,700,000	\$1,000,000	\$0	\$142,000	\$333,000	\$10,175,000
	2023	\$6,216,000	\$0	\$0	\$0	\$400,000	\$6,616,000
	2024	\$17,000	\$0	\$0	\$0	\$2,556,000	\$2,573,000
	2025	\$12,548,000	\$0	\$0	\$0	\$0	\$12,548,000
	2026	\$7,801,000	\$0	\$0	\$0	\$333,000	\$8,134,000
	2027	\$3,578,000	\$0	\$0	\$0	\$0	\$3,578,000
	Total	\$38,860,000	\$1,000,000	\$0	\$142,000	\$3,622,000	\$43,624,000

WESTON COUNTY

Key to FY 2022 STIP

- 2022
- Future
- Communications
- Aeronautics
- Transit
- Capital Improvement
- Urban Boundray Inset





Wyoming Department of Transportation
5300 Bishop Blvd
Cheyenne, WY 82009

STATE TRANSPORTATION IMPROVEMENT PROJECTS ENGINEERING & CONSTRUCTION

Weston County

Transportation Projects

Fiscal Year: 2022

Trans Comm Dist	Project		General Location Detail Location	Begin RM	End RM	Length	Character of Work	Cost \$1,000						
								PE FY	PE	CE & CON	TOTAL	FED	ST	OTH
6	NHPP	N855050	NEWCASTLE TO SUNDANCE FOUR CORNER-SOUTH DAKOTA STATE LINE/US 85	248.30	256.56	8.26	PAVEMENT REHABILITATION	2020	121	3,981	4,102	3,711	390	0
FY TOTAL:						8.26			\$121	\$3,981	\$4,102	\$3,711	\$390	\$0

Transit Projects

Fiscal Year: 2022

Trans Comm Dist	Project		General Location Eligible Provider	Funding Source	Character of Work	Cost \$1,000						
						PE FY	PE	CE & CON	TOTAL	FED	ST	OTH
6	FTA	FT22439	NEWCASTLE WESTON COUNTY SENIOR SERVICES	STATE	OPERATING/ADMIN/MAINT		0	126	126	0	80	46
FY TOTAL:							\$0	\$126	\$126	\$0	\$80	\$46
Grand Total: 2022, Weston County							\$121	\$4,107	\$4,228	\$3,711	\$470	\$46

Transportation Projects

Fiscal Year: 2023

Trans Comm Dist	Project		General Location Detail Location	Begin RM	End RM	Length	Character of Work	Cost \$1,000						
								PE FY	PE	CE & CON	TOTAL	FED	ST	OTH
6	NHPP	N855052	NEWCASTLE TO FOUR CORNERS US 85/RED BUTTES SECTION	238.26	248.30	10.04	PAVEMENT REHABILITATION	2021	339	4,261	4,599	4,162	437	0
FY TOTAL:						10.04			\$339	\$4,261	\$4,599	\$4,162	\$437	\$0
Grand Total: 2023, Weston County									\$339	\$4,261	\$4,599	\$4,162	\$437	\$0



Wyoming Department of Transportation
5300 Bishop Blvd
Cheyenne, WY 82009

STATE TRANSPORTATION IMPROVEMENT PROJECTS ENGINEERING & CONSTRUCTION

Weston County

Transportation Projects

Fiscal Year: 2024

Trans Comm Dist	Project		General Location Detail Location	Begin RM	End RM	Length	Character of Work	Cost \$1,000												
								PE FY	PE	CE & CON	TOTAL	FED	ST	OTH						
4	STP- BROS	CN21012	WESTON COUNTY COUNTY ROAD 1A/STRUCTURE DYC	3.49	3.49	0.00	BRIDGE REPLACEMENT	2021	647	3,432	4,079	3,691	0	388						
FY TOTAL:												0.00			\$647	\$3,432	\$4,079	\$3,691	\$0	\$388

Aeronautics Projects

Fiscal Year: 2024

Aero Comm Dist	Project		General Location		Character of Work	Cost \$1,000						
						PE FY	PE	CE & CON	TOTAL	FED	ST	OTH
5	AERO	AEC007A	NEWCASTLE		PAVEMENT MAINTENANCE		0	165	165	0	149	17
5	AERO	AEC012A	NEWCASTLE		PAVEMENT REHABILITATION		0	667	667	600	40	27
FY TOTAL:							\$0	\$832	\$832	\$600	\$189	\$44

Grand Total: 2024, Weston County

\$647 \$4,264 \$4,911 \$4,291 \$189 \$432

Transportation Projects

Fiscal Year: 2025

Trans Comm Dist	Project		General Location Detail Location	Begin RM	End RM	Length	Character of Work	Cost \$1,000						
								PE FY	PE	CE & CON	TOTAL	FED	ST	OTH
6	STP-CR	CN21013	WESTON COUNTY COUNTY ROAD 1	0.00	0.45	0.45	PAVEMENT RESURFACE	2021	65	869	934	794	0	140
6	NHPP	N855051	NIOBRARA COUNTY TO NEWCASTLE BLACKTAIL CREEK/US 85	215.50	225.87	10.37	PAVEMENT REHABILITATION	2022	330	5,854	6,184	5,596	588	0
FY TOTAL:				10.82					\$395	\$6,723	\$7,118	\$6,390	\$588	\$140



Wyoming Department of Transportation
5300 Bishop Blvd
Cheyenne, WY 82009

STATE TRANSPORTATION IMPROVEMENT PROJECTS ENGINEERING & CONSTRUCTION

Weston County

Grand Total: 2025, Weston County

\$395 \$6,723 \$7,118 \$6,390 \$588 \$140

Transportation Projects

Fiscal Year: 2026

Trans Comm Dist	Project		General Location Detail Location	Begin RM	End RM	Length	Character of Work	Cost \$1,000						
								PE FY	PE	CE & CON	TOTAL	FED	ST	OTH
6	STP	0600021	SUNDANCE TO UPTON WESTON COUNTY LINE SOUTH/WY 116	16.60	22.50	5.90	PAVEMENT REHABILITATION	2023	199	2,911	3,110	2,814	296	0
6	STP	2300043	NEWCASTLE TO WRIGHT CLARETON SECTION/WY 450	32.00	45.60	13.60	PAVEMENT REHABILITATION	2023	460	6,710	7,170	6,488	682	0
FY TOTAL:								19.50	\$659	\$9,621	\$10,280	\$9,302	\$978	\$0

Aeronautics Projects

Fiscal Year: 2026

Aero Comm Dist	Project		General Location		Character of Work	Cost \$1,000						
						PE FY	PE	CE & CON	TOTAL	FED	ST	OTH
5	AERO	AEC008A	NEWCASTLE		BUILDINGS		0	333	333	300	20	13
FY TOTAL:							\$0	\$333	\$333	\$300	\$20	\$13
Grand Total: 2026, Weston County							\$659	\$9,954	\$10,613	\$9,602	\$998	\$13



Wyoming Department of Transportation
5300 Bishop Blvd
Cheyenne, WY 82009

STATE TRANSPORTATION IMPROVEMENT PROJECTS ENGINEERING & CONSTRUCTION

Weston County

Transportation Projects

Fiscal Year: 2027

Trans Comm Dist	Project		General Location Detail Location	Begin RM	End RM	Length	Character of Work	Cost \$1,000						
								PE FY	PE	CE & CON	TOTAL	FED	ST	OTH
6	STP	2302014	UPTON WY 116	0.00	13.45	13.45	PAVEMENT REHABILITATION	2024	413	6,089	6,502	5,884	618	0
FY TOTAL:								13.45	\$413	\$6,089	\$6,502	\$5,884	\$618	\$0
Grand Total: 2027, Weston County									\$413	\$6,089	\$6,502	\$5,884	\$618	\$0



Wyoming Department of Transportation
5300 Bishop Blvd
Cheyenne, WY 82009

STATE TRANSPORTATION IMPROVEMENT PROJECTS COUNTY TOTAL

County		Transportation Projects	Capital Improvement Projects	Communications Projects	Transit Projects	Aeronautics Projects	Total
Weston	2022	\$4,102,000	\$0	\$0	\$126,000	\$0	\$4,228,000
	2023	\$4,599,000	\$0	\$0	\$0	\$0	\$4,599,000
	2024	\$4,079,000	\$0	\$0	\$0	\$832,000	\$4,911,000
	2025	\$7,118,000	\$0	\$0	\$0	\$0	\$7,118,000
	2026	\$10,280,000	\$0	\$0	\$0	\$333,000	\$10,613,000
	2027	\$6,502,000	\$0	\$0	\$0	\$0	\$6,502,000
	Total	\$36,680,000	\$0	\$0	\$126,000	\$1,165,000	\$37,971,000



Wyoming Department of Transportation
5300 Bishop Blvd
Cheyenne, WY 82009

STATE TRANSPORTATION IMPROVEMENT PROJECTS ENGINEERING & CONSTRUCTION

Various County

Transportation Projects

Fiscal Year: 2022

Trans Comm Dist	Project		General Location Detail Location	Begin RM	End RM	Length	Character of Work	Cost \$1,000						
								PE FY	PE	CE & CON	TOTAL	FED	ST	OTH
M	SCP	B189103	STATEWIDE VARIOUS LOCATIONS	0.00	0.00	0.00	SNOW FENCE	2018	50	0	50	0	50	0
2	SCP-TC	B203020	TRANSPORTATION DISTRICT 3 STRUCTURE NO. APQ, ARF, ARE, CWL, CVL, BKC	0.54	0.54	0.00	STRUCTURE REPAIR	2018	185	3,613	3,798	167	3,631	0
M	COVID	B211046	TRANSPORTATION DISTRICT 1 VARIOUS LOCATIONS/HIGH MAST LIGHT TOWERS	2.66	2.66	0.00	SAFETY IMPROVEMENTS	2021	250	5,397	5,647	5,623	24	0
M	STP-PM	B212013	TRANSPORTATION DISTRICT 2 VARIOUS LOCATIONS	160.00	165.00	5.00	PAVEMENT MAINTENANCE	2020	43	1,500	1,543	1,396	147	0
M	STP-PM	B212014	TRANSPORTATION DISTRICT 2 I-25/US 20/26/US 87/WY 220/US 85	111.87	112.12	0.25	PAVEMENT MAINTENANCE	2020	149	3,844	3,993	3,614	380	0
M	COVID	B212047	TRANSPORTATION DISTRICT 2 VARIOUS LOCATIONS/HIGH MAST LIGHT TOWERS	2.09	2.09	0.00	SAFETY IMPROVEMENTS	2021	250	3,164	3,414	3,390	24	0
M	COVID	B213048	TRANSPORTATION DISTRICT 3 VARIOUS LOCATIONS/HIGH MAST LIGHT TOWERS	1.20	1.20	0.00	SAFETY IMPROVEMENTS	2021	250	5,294	5,544	5,520	24	0



Wyoming Department of Transportation
5300 Bishop Blvd
Cheyenne, WY 82009

STATE TRANSPORTATION IMPROVEMENT PROJECTS ENGINEERING & CONSTRUCTION

Various County

Transportation Projects

Fiscal Year: 2022

Trans Comm Dist	Project		General Location Detail Location	Begin RM	End RM	Length	Character of Work	Cost \$1,000						
								PE FY	PE	CE & CON	TOTAL	FED	ST	OTH
M	COVID	B214049	TRANSPORTATION DISTRICT 4 VARIOUS LOCATIONS/HIGH MAST LIGHT TOWERS	297.56	297.56	0.00	SAFETY IMPROVEMENTS	2021	250	3,418	3,668	3,319	349	0
M	STP-PM	B221017	TRANSPORTATION DISTRICT 1 VARIOUS LOCATIONS	0.00	9.00	9.00	PAVEMENT MAINTENANCE	2021	273	2,614	2,887	2,612	275	0
M	STP-PM	B221018	TRANSPORTATION DISTRICT 1 VARIOUS LOCATIONS	10.00	50.00	40.00	PAVEMENT MAINTENANCE	2021	25	500	525	475	50	0
M	STP-PM	B221019	TRANSPORTATION DISTRICT 1 VARIOUS LOCATIONS	1.40	2.58	1.18	PAVEMENT MAINTENANCE	2021	255	2,400	2,655	2,402	252	0
M	NHF-BR	B222001	TRANSPORTATION DISTRICT 2 STRUCTURE NO. AEE, CZX, CZW, DCE, AJG, DEZ	126.13	126.13	0.00	STRUCTURE REPAIR	2019	126	4,440	4,566	4,132	434	0
M	SCP-TC	B222012	TRANSPORTATION DISTRICT 2 I-25/STRUCTURE NO. AGB, AGC	139.76	139.76	0.00	STRUCTURE REPAIR	2020	38	1,060	1,098	34	1,064	0
M	SCP-TC	B222013	TRANSPORTATION DISTRICT 2 VARIOUS LOCATIONS	0.00	2.67	2.67	PAVEMENT MAINTENANCE	2021	15	500	516	14	501	0



Wyoming Department of Transportation
5300 Bishop Blvd
Cheyenne, WY 82009

STATE TRANSPORTATION IMPROVEMENT PROJECTS ENGINEERING & CONSTRUCTION

Various County

Transportation Projects

Fiscal Year: 2022

Trans Comm Dist	Project		General Location Detail Location	Begin RM	End RM	Length	Character of Work	Cost \$1,000						
								PE FY	PE	CE & CON	TOTAL	FED	ST	OTH
M	STP-BR	B223006	TRANSPORTATION DISTRICT 3 STRUCTURE NO. BSD, JBD, JOI, DZW	102.58	102.58	0.00	STRUCTURE REPAIR	2019	98	2,145	2,243	2,029	213	0
M	STP-PM	B223026	TRANSPORTATION DISTRICT 3 VARIOUS LOCATIONS	3.11	16.48	13.36	PAVEMENT MAINTENANCE	2021	43	2,000	2,043	1,848	194	0
M	STP-PM	B223027	TRANSPORTATION DISTRICT 3 VARIOUS LOCATIONS	59.30	76.80	17.50	PAVEMENT MAINTENANCE	2021	28	1,000	1,028	931	98	0
M	STP-PM	B223028	TRANSPORTATION DISTRICT 3 VARIOUS LOCATIONS	107.55	107.60	0.05	PAVEMENT MAINTENANCE	2021	68	2,250	2,318	2,098	220	0
M	HSIP	B223030	TRANSPORTATION DISTRICT 3 I-80/SWEETWATER AND UINTA COUNTIES	0.00	187.20	187.20	SAFETY IMPROVEMENTS	2020	25	550	575	533	42	0
M	SCP-TC- BR	B224002	TRANSPORTATION DISTRICT 4 STRUCTURE NO. BFE, DAL, BIT, BBT, DAK, BIS, FPA, M-HBQ-C, M-HBR-C	1.96	1.96	0.00	STRUCTURE REPAIR	2019	138	2,500	2,639	125	2,513	0
M	STP-PM	B224023	TRANSPORTATION DISTRICT 4 VARIOUS LOCATIONS	153.41	200.63	47.22	PAVEMENT RESURFACE	2021	20	3,250	3,270	2,959	311	0



Wyoming Department of Transportation
5300 Bishop Blvd
Cheyenne, WY 82009

STATE TRANSPORTATION IMPROVEMENT PROJECTS ENGINEERING & CONSTRUCTION

Various County

Transportation Projects

Fiscal Year: 2022

Trans Comm Dist	Project		General Location Detail Location	Begin RM	End RM	Length	Character of Work	Cost \$1,000						
								PE FY	PE	CE & CON	TOTAL	FED	ST	OTH
M	HSIP	B224031	TRANSPORTATION DISTRICT 4 VARIOUS LOCATIONS	0.00	0.00	0.00	SAFETY IMPROVEMENTS	2020	13	278	290	263	28	0
M	STP-BR	B225003	TRANSPORTATION DISTRICT 5 STRUCTURE NO. CPX, CXK, DDC, FJC, CAH, CTR	126.15	126.15	0.00	STRUCTURE REPAIR	2019	76	3,064	3,141	2,842	299	0
M	STP-PM	B225024	TRANSPORTATION DISTRICT 5 VARIOUS LOCATIONS	0.40	9.45	9.05	PAVEMENT MAINTENANCE	2021	15	500	516	466	49	0
5	STP-GM	B225025	TRANSPORTATION DISTRICT 5 VARIOUS LOCATIONS/US 287/WY 789	7.14	7.14	0.00	DRAINAGE REPAIR	2019	15	458	473	428	45	0
M	HSIP	B229009	STATEWIDE VARIOUS LOCATIONS	12.70	12.70	0.00	SAFETY IMPROVEMENTS	2021	23	578	602	544	57	0
M	HSIP	B229010	STATEWIDE VARIOUS LOCATIONS	12.70	12.70	0.00	TRAFFIC SYSTEMS	2021	91	1,800	1,891	1,711	180	0
M	HSIP	B229011	STATEWIDE TRANSPORTATION DISTRICTS 1 AND 4	12.70	12.70	0.00	SAFETY IMPROVEMENTS	2021	25	550	575	520	55	0



Wyoming Department of Transportation
5300 Bishop Blvd
Cheyenne, WY 82009

STATE TRANSPORTATION IMPROVEMENT PROJECTS ENGINEERING & CONSTRUCTION

Various County

Transportation Projects

Fiscal Year: 2022

Trans Comm Dist	Project		General Location Detail Location	Begin RM	End RM	Length	Character of Work	Cost \$1,000						
								PE FY	PE	CE & CON	TOTAL	FED	ST	OTH
M	STP	FS02122	STATEWIDE FOREST SERVICE OFFICER	12.70	12.70	0.00	STUDIES		0	356	356	322	34	0
M	HRRR	HRRR022	STATEWIDE HIGH RISK RURAL ROAD LPA-UW TECHNOLOGY TRANSFER CENTER	12.70	12.70	0.00	SAFETY IMPROVEMENTS		0	200	200	200	0	0
M	CM-BR	IS02122	STATEWIDE BRIDGE INSPECTION ON SYSTEM	12.70	12.70	0.00	STUDIES		0	3,766	3,766	3,408	358	0
M	CM-BROS	IS12122	STATEWIDE BRIDGE INSPECTION OFF SYSTEM	12.70	12.70	0.00	STUDIES		0	1,805	1,805	1,633	172	0
M	CM	ITS2122	STATEWIDE INTELLIGENT TRANSPORTATION SYSTEM	12.70	12.70	0.00	STUDIES		0	12,600	12,600	11,402	1,198	0
M	CM-BR	MS02122	STATEWIDE BRIDGE MANAGEMENT SYSTEM	12.70	12.70	0.00	STRUCTURE REPAIR		0	1,085	1,085	981	103	0
7	NHF	N341117	WALTMAN TO SHOSHONI US 20/26/87	51.60	76.00	24.40	PAVEMENT REHABILITATION	2021	65	2,800	2,866	2,592	272	0



Wyoming Department of Transportation
5300 Bishop Blvd
Cheyenne, WY 82009

STATE TRANSPORTATION IMPROVEMENT PROJECTS ENGINEERING & CONSTRUCTION

Various County

Transportation Projects

Fiscal Year: 2022

Trans Comm Dist	Project		General Location Detail Location	Begin RM	End RM	Length	Character of Work	Cost \$1,000						
								PE FY	PE	CE & CON	TOTAL	FED	ST	OTH
M	NRT	NRT2201	STATEWIDE NATIONAL RECREATIONAL TRAILS LPA-WYO STATE PARKS & CULTURAL RESOURCES	0.00	0.00	0.00	COMMUNITY DEVELOPMENT		0	1,460	1,460	1,321	139	0
M	PEG	PEG2231	TRANSPORTATION DISTRICT 3 VARIOUS LOCATIONS	2.30	2.30	0.00	GENERAL MAINTENANCE	2021	5	1,500	1,505	0	1,505	0
M	PEG	PEG2251	TRANSPORTATION DISTRICT 5 VARIOUS LOCATIONS	196.42	196.42	0.00	GENERAL MAINTENANCE	2022	5	700	705	0	705	0
M	CM	PM02122	STATEWIDE PAVEMENT MANAGEMENT	12.70	12.70	0.00	STUDIES		0	1,226	1,226	1,110	117	0
M	SCP	TRFSN21	INTERSTATE 25 TO INTERSTATE 90 LOGO SIGNS	3.70	3.70	0.00	GENERAL MAINTENANCE	2020	10	110	120	0	120	0
FY TOTAL:						356.89			\$2,922	\$86,275	\$89,202	\$72,964	\$16,232	\$0



Wyoming Department of Transportation
5300 Bishop Blvd
Cheyenne, WY 82009

STATE TRANSPORTATION IMPROVEMENT PROJECTS ENGINEERING & CONSTRUCTION

Various County

Transit Projects

Fiscal Year: 2022

Trans Comm Dist	Project		General Location Eligible Provider	Funding Source	Character of Work	Cost \$1,000						
						PE FY	PE	CE & CON	TOTAL	FED	ST	OTH
M	FTA	FT22183	VARIOUS LOCATIONS GREHOUND LINES	5311F	INTERCITY BUS OPERATING		0	648	648	648	0	0
M	FTA	FT22250	VARIOUS LOCATIONS WYOMING INDEPENDENT LIVING, INC.	VAR	MOBILITY MANAGEMENT- VOUCHER		0	406	406	391	15	0
M	FTA	FT22251	VARIOUS LOCATIONS BLACK HILLS STAGE LINES, INC.	5311F	INTERCITY BUS OPERATING		0	575	575	575	0	0
M	FTA	FT22370	VARIOUS LOCATIONS ALLTRANS, INC.	5311F	INTERCITY BUS OPERATING		0	201	201	201	0	0
M	FTA	FT22382	VARIOUS LOCATIONS WESTERN TRAILS CHARTERS AND TOURS, LLC	5311F	INTERCITY BUS OPERATING		0	290	290	290	0	0
M	FTA	FT22462	VARIOUS LOCATIONS JEFFERSON PARTNERS, L.P. DBA JEFFERSON LINES	5311F	INTERCITY BUS OPERATING		0	167	167	167	0	0
M	FTA	FT22549	VARIOUS LOCATIONS WYOMING SERVICES FOR INDEPENDENT LIVING	VAR	MOBILITY MANAGEMENT- VOUCHER		0	386	386	364	23	0
M	FTA	FT22574	VARIOUS LOCATIONS BLACK HILLS STAGE LINES, INC.	5311F	INTERCITY BUS OPERATING		0	316	316	316	0	0
M	FTA	FTPBF22	VARIOUS LOCATIONS WYDOT PERFORMANCE BASED FUNDING	STATE	PERFORMANCED BASED FUNDING		0	220	220	0	220	0
FY TOTAL:							\$0	\$3,209	\$3,209	\$2,952	\$258	\$0

Aeronautics Projects

Fiscal Year: 2022

Aero Comm Dist	Project		General Location		Character of Work	Cost \$1,000						
						PE FY	PE	CE & CON	TOTAL	FED	ST	OTH
M	AERO	AGMP33A	STATEWIDE		PAVEMENT MAINTENANCE		0	1,322	1,322	0	1,190	132
FY TOTAL:							\$0	\$1,322	\$1,322	\$0	\$1,190	\$132
Grand Total: 2022, Various County							\$2,922	\$90,806	\$93,733	\$75,916	\$17,680	\$132



Wyoming Department of Transportation
5300 Bishop Blvd
Cheyenne, WY 82009

STATE TRANSPORTATION IMPROVEMENT PROJECTS ENGINEERING & CONSTRUCTION

Various County

Transportation Projects

Fiscal Year: 2023

Trans Comm Dist	Project		General Location Detail Location	Begin RM	End RM	Length	Character of Work	Cost \$1,000						
								PE FY	PE	CE & CON	TOTAL	FED	ST	OTH
M	CM-GM	B214021	TRANSPORTATION DISTRICT 4 VARIOUS LOCATIONS	37.13	37.13	0.00	DRAINAGE REPAIR	2019	30	638	668	604	64	0
M	STP-PM	B231009	TRANSPORTATION DISTRICT 1 VARIOUS LOCATIONS	401.96	401.96	0.00	PAVEMENT MAINTENANCE	2022	55	750	805	728	77	0
M	STP-PM	B231010	TRANSPORTATION DISTRICT 1 VARIOUS LOCATIONS	401.96	401.96	0.00	PAVEMENT MAINTENANCE	2022	28	500	529	477	50	0
M	STP-PM	B231011	TRANSPORTATION DISTRICT 1 VARIOUS LOCATIONS	401.96	401.96	0.00	PAVEMENT MAINTENANCE	2022	55	900	956	864	91	0
M	STP-PM	B231012	TRANSPORTATION DISTRICT 1 VARIOUS LOCATIONS	401.96	401.96	0.00	PAVEMENT MAINTENANCE	2022	3	250	253	229	24	0
M	STP-BR	B231013	TRANSPORTATION DISTRICT 1 STRUCTURE NO. AUW, AUX	243.89	243.89	0.00	STRUCTURE REPAIR	2021	30	570	600	542	57	0
M	HSIP	B231014	TRANSPORTATION DISTRICT 1 VARIOUS LOCATIONS	7.85	10.13	2.28	GUARDRAIL	2020	55	1,543	1,597	1,446	152	0



Wyoming Department of Transportation
5300 Bishop Blvd
Cheyenne, WY 82009

STATE TRANSPORTATION IMPROVEMENT PROJECTS ENGINEERING & CONSTRUCTION

Various County

Transportation Projects

Fiscal Year: 2023

Trans Comm Dist	Project		General Location Detail Location	Begin RM	End RM	Length	Character of Work	Cost \$1,000						
								PE FY	PE	CE & CON	TOTAL	FED	ST	OTH
M	HSIP	B231027	STATEWIDE VARIOUS LOCATIONS/DIST 1 & 4	187.20	401.00	213.80	SAFETY IMPROVEMENTS	2022	43	850	894	808	85	0
M	STP-BR	B232001	TRANSPORTATION DISTRICT 2 STRUCTURE NO. DCS, DCU, ADG, ADI, ADL, BUC, BUD, ACF, DCN, DCT, DCY, AKH, AKI, DFE, FDC, CNW	57.62	57.62	0.00	STRUCTURE REPAIR	2019	239	8,420	8,659	7,836	824	0
M	STP-BR	B232015	TRANSPORTATION DISTRICT 2 VARIOUS LOCATIONS/I-25 STRUCTURES NOS. CZV, DCV, DCX, FMA	46.15	46.15	0.00	STRUCTURE REPAIR	2020	55	1,055	1,110	1,004	106	0
M	STP-PM	B232016	TRANSPORTATION DISTRICT 2 VARIOUS LOCATIONS	186.79	186.79	0.00	PAVEMENT MAINTENANCE	2022	55	1,055	1,110	1,004	106	0
M	STP-PM	B232017	TRANSPORTATION DISTRICT 2 VARIOUS LOCATIONS	186.79	186.79	0.00	PAVEMENT MAINTENANCE	2022	110	2,110	2,220	2,009	211	0
M	STP-PM	B232018	TRANSPORTATION DISTRICT 2 VARIOUS LOCATIONS	186.79	186.79	0.00	PAVEMENT MAINTENANCE	2022	165	3,165	3,330	3,013	317	0
M	STP-BR	B233006	TRANSPORTATION DISTRICT 3 STRUCTURE NO. AMQ, AMW, CXW	10.68	10.68	0.00	STRUCTURE REPAIR	2020	76	2,685	2,761	2,499	263	0



Wyoming Department of Transportation
5300 Bishop Blvd
Cheyenne, WY 82009

STATE TRANSPORTATION IMPROVEMENT PROJECTS ENGINEERING & CONSTRUCTION

Various County

Transportation Projects

Fiscal Year: 2023

Trans Comm Dist	Project		General Location Detail Location	Begin RM	End RM	Length	Character of Work	Cost \$1,000						
								PE FY	PE	CE & CON	TOTAL	FED	ST	OTH
M	SCP-TC- BR	B233008	TRANSPORTATION DISTRICT 3 STRUCTURE NO. AMF, AMM, DJG, FDU, FEM	72.10	72.10	0.00	STRUCTURE REPAIR	2020	228	5,015	5,243	206	5,037	0
M	STP-PM	B233019	TRANSPORTATION DISTRICT 3 VARIOUS LOCATIONS	2.30	2.30	0.00	PAVEMENT MAINTENANCE	2022	96	1,500	1,597	1,444	152	0
M	STP-PM	B233020	TRANSPORTATION DISTRICT 3 VARIOUS LOCATIONS	2.30	2.30	0.00	PAVEMENT MAINTENANCE	2022	83	1,500	1,584	1,432	150	0
M	STP-PM	B233021	TRANSPORTATION DISTRICT 3 VARIOUS LOCATIONS	2.30	2.30	0.00	PAVEMENT MAINTENANCE	2022	110	2,000	2,110	1,909	201	0
M	HSIP	B233028	TRANSPORTATION DISTRICT 3 I-80/VAR LOCATIONS	1.00	187.20	186.20	SAFETY IMPROVEMENTS	2021	43	850	894	808	85	0
M	SCP-TC- BR	B234002	TRANSPORTATION DISTRICT 4 STRUCTURE NO. DBJ, DAI, BGO, LIM, DIJ, DGD	152.02	152.02	0.00	STRUCTURE REPAIR	2020	178	6,255	6,433	161	6,272	0
M	SCP-TC- PM	B234022	TRANSPORTATION DISTRICT 4 VARIOUS LOCATIONS	252.30	259.08	6.78	PAVEMENT RESURFACE	2020	298	3,153	3,451	270	3,182	0



Wyoming Department of Transportation
5300 Bishop Blvd
Cheyenne, WY 82009

STATE TRANSPORTATION IMPROVEMENT PROJECTS ENGINEERING & CONSTRUCTION

Various County

Transportation Projects

Fiscal Year: 2023

Trans Comm Dist	Project		General Location Detail Location	Begin RM	End RM	Length	Character of Work	Cost \$1,000						
								PE FY	PE	CE & CON	TOTAL	FED	ST	OTH
M	STP-BR	B235003	TRANSPORTATION DISTRICT 5 STRUCTURE NO. FUV, DDV	100.53	100.53	0.00	STRUCTURE REPAIR	2019	109	1,200	1,309	1,185	124	0
M	CM-GM	B235024	TRANSPORTATION DISTRICT 5 VARIOUS LOCATIONS/WY 30	104.50	121.80	17.30	DRAINAGE REPAIR	2020	50	1,000	1,050	950	100	0
M	HSIP	B239029	STATEWIDE SIGN UPGRADES/VARIOUS LOCATIONS	183.38	272.00	88.62	SAFETY IMPROVEMENTS	2021	21	425	446	404	42	0
M	HSIP	B239030	STATEWIDE RUMBLE STRIPS/VARIOUS LOCATIONS	0.00	0.00	0.00	SAFETY IMPROVEMENTS	2021	65	650	715	647	68	0
FY TOTAL:						514.98			\$2,280	\$48,039	\$50,324	\$32,479	\$17,840	\$0

Aeronautics Projects

Fiscal Year: 2023

Aero Comm Dist	Project		General Location		Character of Work	Cost \$1,000						
						PE FY	PE	CE & CON	TOTAL	FED	ST	OTH
M	AERO	AGMP35A	STATEWIDE		PAVEMENT MAINTENANCE		0	1,378	1,378	0	1,240	138
FY TOTAL:							\$0	\$1,378	\$1,378	\$0	\$1,240	\$138
Grand Total: 2023, Various County							\$2,280	\$49,417	\$51,702	\$32,479	\$19,080	\$138



Wyoming Department of Transportation
5300 Bishop Blvd
Cheyenne, WY 82009

STATE TRANSPORTATION IMPROVEMENT PROJECTS ENGINEERING & CONSTRUCTION

Various County

Transportation Projects

Fiscal Year: 2024

Trans Comm Dist	Project		General Location Detail Location	Begin RM	End RM	Length	Character of Work	Cost \$1,000						
								PE FY	PE	CE & CON	TOTAL	FED	ST	OTH
M	HSIP	B241008	INTERSTATE 80 VARIOUS LOCATIONS I 80	327.20	327.80	0.60	SAFETY IMPROVEMENTS	2021	38	375	414	383	30	0
M	STP-PM	B241009	TRANSPORTATION DISTRICT 1 VARIOUS LOCATIONS	401.96	401.96	0.00	PAVEMENT MAINTENANCE	2023	28	500	529	477	50	0
M	STP-PM	B241010	TRANSPORTATION DISTRICT 1 VARIOUS LOCATIONS	401.96	401.96	0.00	PAVEMENT MAINTENANCE	2023	28	500	529	477	50	0
M	STP-PM	B241011	TRANSPORTATION DISTRICT 1 VARIOUS LOCATIONS	401.96	401.96	0.00	PAVEMENT MAINTENANCE	2023	28	500	529	477	50	0
M	STP-PM	B241012	TRANSPORTATION DISTRICT 1 VARIOUS LOCATIONS	401.96	401.96	0.00	PAVEMENT MAINTENANCE	2023	28	500	529	477	50	0
M	STP-BR	B241014	TRANSPORTATION DISTRICT 1 STRUCTURE NOS. AWC, AWD	282.45	282.45	0.00	STRUCTURE REPAIR	2022	28	500	529	477	50	0
M	STP-BR	B242003	TRANSPORTATION DISTRICT 2 STRUCTURE NO. AJAX, CUI, CZC	0.06	0.06	0.00	STRUCTURE REPAIR	2021	119	4,195	4,314	3,904	410	0



Wyoming Department of Transportation
5300 Bishop Blvd
Cheyenne, WY 82009

STATE TRANSPORTATION IMPROVEMENT PROJECTS ENGINEERING & CONSTRUCTION

Various County

Transportation Projects

Fiscal Year: 2024

Trans Comm Dist	Project		General Location Detail Location	Begin RM	End RM	Length	Character of Work	Cost \$1,000						
								PE FY	PE	CE & CON	TOTAL	FED	ST	OTH
M	HSIP	B242010	TRANSPORTATION DISTRICT 2 VARIOUS LOCATIONS GUARDRAIL	186.79	186.79	0.00	GUARDRAIL	2021	100	1,000	1,100	995	105	0
M	STP-PM	B242015	TRANSPORTATION DISTRICT 2 VARIOUS LOCATIONS	196.79	196.79	0.00	PAVEMENT MAINTENANCE	2023	25	450	475	430	45	0
M	STP-PM	B242016	TRANSPORTATION DISTRICT 2 VARIOUS LOCATIONS	196.79	196.79	0.00	PAVEMENT MAINTENANCE	2023	28	500	529	477	50	0
M	STP-PM	B243017	TRANSPORTATION DISTRICT 3 VARIOUS LOCATIONS	2.30	2.30	0.00	PAVEMENT MAINTENANCE	2023	138	2,500	2,639	2,387	251	0
M	STP-PM	B243018	TRANSPORTATION DISTRICT 3 VARIOUS LOCATIONS	2.30	2.30	0.00	PAVEMENT MAINTENANCE	2023	83	1,500	1,584	1,432	150	0
M	STP-PM	B243019	TRANSPORTATION DISTRICT 3 VARIOUS LOCATIONS	2.30	2.30	0.00	PAVEMENT MAINTENANCE	2023	110	2,000	2,110	1,909	201	0
M	HSIP	B243030	INTERSTATE 80 I 80/VARIOUS LOCATIONS/EPOXY STRIPING	0.00	0.00	0.00	SAFETY IMPROVEMENTS	2023	40	800	840	779	61	0



Wyoming Department of Transportation
5300 Bishop Blvd
Cheyenne, WY 82009

STATE TRANSPORTATION IMPROVEMENT PROJECTS ENGINEERING & CONSTRUCTION

Various County

Transportation Projects

Fiscal Year: 2024

Trans Comm Dist	Project		General Location Detail Location	Begin RM	End RM	Length	Character of Work	Cost \$1,000						
								PE FY	PE	CE & CON	TOTAL	FED	ST	OTH
M	STP-BR	B244004	TRANSPORTATION DISTRICT 4 WEST/STRUCTURE NO. ALI, BDX, BGY, CBJ, CDL, DAT, DAU, DZZ, EAA, EAB	111.27	111.27	0.00	STRUCTURE REPAIR	2020	102	5,120	5,222	4,726	497	0
4	STP-BR	B244007	TRANSPORTATION DISTRICT 4 EAST/STRUCTURE NO. BGG, BGI, BGL, BGN, BGS, BGH, BGM, BGT	146.71	146.71	0.00	STRUCTURE REPAIR	2021	290	3,195	3,485	3,154	331	0
M	HSIP	B244009	TRANSPORTATION DISTRICT 4 US 85 GUARDRAIL	229.90	236.18	6.28	GUARDRAIL	2021	40	405	445	403	42	0
M	STP-PM	B244020	TRANSPORTATION DISTRICT 4 VARIOUS LOCATIONS	0.00	0.00	0.00	PAVEMENT MAINTENANCE	2023	83	1,500	1,584	1,432	150	0
M	STP-GM	B244021	TRANSPORTATION DISTRICT 4 VARIOUS LOCATIONS	0.00	0.00	0.00	SAFETY IMPROVEMENTS	2023	6	100	107	95	10	0
M	STP-GM	B244022	TRANSPORTATION DISTRICT 4 VARIOUS LOCATIONS	0.00	0.00	0.00	DRAINAGE REPAIR	2022	55	1,000	1,055	955	100	0
M	STP-BR	B245005	TRANSPORTATION DISTRICT 5 STRUCTURE NO. CTM, FOK, CJH	25.08	25.08	0.00	STRUCTURE REPAIR	2021	91	2,715	2,806	2,540	267	0



Wyoming Department of Transportation
5300 Bishop Blvd
Cheyenne, WY 82009

STATE TRANSPORTATION IMPROVEMENT PROJECTS ENGINEERING & CONSTRUCTION

Various County

Transportation Projects

Fiscal Year: 2024

Trans Comm Dist	Project		General Location Detail Location	Begin RM	End RM	Length	Character of Work	Cost \$1,000						
								PE FY	PE	CE & CON	TOTAL	FED	ST	OTH
M	STP-GM	B245026	TRANSPORTATION DISTRICT 5 VARIOUS LOCATIONS	196.42	196.42	0.00	DRAINAGE REPAIR	2022	83	1,500	1,584	1,432	150	0
M	STP-PM	B245027	TRANSPORTATION DISTRICT 5 VARIOUS LOCATIONS	196.42	196.42	0.00	PAVEMENT MAINTENANCE	2023	110	2,000	2,110	1,909	201	0
M	STP-RF	B245028	TRANSPORTATION DISTRICT 5 VARIOUS LOCATIONS	73.80	85.00	11.20	FENCING	2021	50	500	551	498	52	0
M	STP-PM	B245029	TRANSPORTATION DISTRICT 5 VARIOUS LOCATIONS	196.42	196.42	0.00	PAVEMENT MAINTENANCE	2023	28	500	529	477	50	0
M	HSIP	B249023	STATEWIDE VARIOUS LOCATIONS/SIGN UPGRADES AND REPLACEMENTS	12.70	12.70	0.00	SAFETY IMPROVEMENTS	2022	21	446	467	423	44	0
M	HSIP	B249024	STATEWIDE VARIOUS LOCATIONS/PAVEMENT MARKINGS	12.70	12.70	0.00	SAFETY IMPROVEMENTS	2023	25	525	550	498	52	0
M	HSIP	B249025	STATEWIDE HWY DIST 1 AND 4/VARIOUS LOCATIONS EPOXY STRIPING	12.70	12.70	0.00	SAFETY IMPROVEMENTS	2023	40	840	880	816	64	0



Wyoming Department of Transportation
5300 Bishop Blvd
Cheyenne, WY 82009

STATE TRANSPORTATION IMPROVEMENT PROJECTS ENGINEERING & CONSTRUCTION

Various County

Transportation Projects

Fiscal Year: 2024

Trans Comm Dist	Project		General Location Detail Location	Begin RM	End RM	Length	Character of Work	Cost \$1,000						
								PE FY	PE	CE & CON	TOTAL	FED	ST	OTH
M	HSIP	B249031	STATEWIDE VARIOUS LOCATIONS	12.70	12.70	0.00	SAFETY IMPROVEMENTS		50	1,000	1,050	1,050	0	0
M	HSIP	B249032	STATEWIDE VARIOUS LOCATIONS ON TWO LANE ROADS	12.70	12.70	0.00	SAFETY IMPROVEMENTS		25	500	525	525	0	0
FY TOTAL:				18.08					\$1,920	\$37,666	\$39,600	\$36,014	\$3,563	\$0

Aeronautics Projects

Fiscal Year: 2024

Aero Comm Dist	Project		General Location		Character of Work	Cost \$1,000						
						PE FY	PE	CE & CON	TOTAL	FED	ST	OTH
M	AERO	AGMP37A	STATEWIDE		PAVEMENT MAINTENANCE		0	1,433	1,433	0	1,290	143
FY TOTAL:							\$0	\$1,433	\$1,433	\$0	\$1,290	\$143
Grand Total: 2024, Various County							\$1,920	\$39,099	\$41,033	\$36,014	\$4,853	\$143



Wyoming Department of Transportation
5300 Bishop Blvd
Cheyenne, WY 82009

STATE TRANSPORTATION IMPROVEMENT PROJECTS ENGINEERING & CONSTRUCTION

Various County

Transportation Projects

Fiscal Year: 2025

Trans Comm Dist	Project		General Location Detail Location	Begin RM	End RM	Length	Character of Work	Cost \$1,000						
								PE FY	PE	CE & CON	TOTAL	FED	ST	OTH
M	STP-BR	B233007	TRANSPORTATION DISTRICT 3 STRUCTURE NO. BOC, BOH, BOO, CVJ, DMA	95.18	95.18	0.00	STRUCTURE REPAIR	2022	95	3,335	3,430	3,104	326	0
M	STP-BR	B243002	TRANSPORTATION DISTRICT 3 STRUCTURE NO. AML, DMC, CVH, FQN, BSE	5.91	5.91	0.00	STRUCTURE REPAIR	2022	98	3,445	3,543	3,206	337	0
M	STP-BR	B252001	TRANSPORTATION DISTRICT 2 STRUCTURE NO. CCD, CSF	2.93	2.93	0.00	BRIDGE REPLACEMENT	2020	103	1,215	1,318	1,193	125	0
M	STP-BR	B252002	TRANSPORTATION DISTRICT 2 STRUCTURE NO. ADF, ADU, AEP, AHU, BUG, CQH, CQI, CZO, DCM, FEG, FEW	59.01	59.01	0.00	STRUCTURE REPAIR	2022	194	4,260	4,454	4,030	424	0
M	STP-BR	B254004	TRANSPORTATION DISTRICT 4 WEST/STRUCTURE NO. ALL, ALM, BCS, BCZ, BDE, BEX, CDM, CTS, CUU, DLH, DLG, FQH	293.83	293.83	0.00	STRUCTURE REPAIR	2022	76	3,790	3,866	3,498	368	0
4	STP-BR	B254006	TRANSPORTATION DISTRICT 4 EAST/STRUCTURE NO. DHT, DHS, BXJ, FQD, DEC	206.49	206.49	0.00	STRUCTURE REPAIR	2021	247	2,720	2,967	2,685	282	0
M	STP-BR	B255003	TRANSPORTATION DISTRICT 5 STRUCTURE NO. BYV, LWC, BYU, FFX, FFW, CJX, FCK, EUP, EWI	99.65	99.65	0.00	STRUCTURE REPAIR	2022	152	3,340	3,492	3,160	332	0



Wyoming Department of Transportation
5300 Bishop Blvd
Cheyenne, WY 82009

STATE TRANSPORTATION IMPROVEMENT PROJECTS ENGINEERING & CONSTRUCTION

Various County

Transportation Projects

Fiscal Year: 2025

Trans Comm Dist	Project	General Location Detail Location	Begin RM	End RM	Length	Character of Work	Cost \$1,000						
							PE FY	PE	CE & CON	TOTAL	FED	ST	OTH
FY TOTAL:							0.00						
								\$965	\$22,105	\$23,070	\$20,876	\$2,194	\$0

Aeronautics Projects

Fiscal Year: 2025

Aero Comm Dist	Project		General Location		Character of Work	Cost \$1,000						
						PE FY	PE	CE & CON	TOTAL	FED	ST	OTH
M	AERO	AGMP39A	STATEWIDE		PAVEMENT MAINTENANCE		0	1,489	1,489	0	1,340	149
FY TOTAL:							\$0	\$1,489	\$1,489	\$0	\$1,340	\$149
Grand Total: 2025, Various County							\$965	\$23,594	\$24,559	\$20,876	\$3,534	\$149



Wyoming Department of Transportation
5300 Bishop Blvd
Cheyenne, WY 82009

STATE TRANSPORTATION IMPROVEMENT PROJECTS ENGINEERING & CONSTRUCTION

Various County

Transportation Projects

Fiscal Year: 2026

Trans Comm Dist	Project		General Location Detail Location	Begin RM	End RM	Length	Character of Work	Cost \$1,000						
								PE FY	PE	CE & CON	TOTAL	FED	ST	OTH
M	STP-BR	B261001	TRANSPORTATION DISTRICT 1 STRUCTURE NO. CRD, CRE, CJE	17.29	17.29	0.00	BRIDGE REPLACEMENT	2022	490	5,391	5,881	5,322	559	0
M	STP-BR	B262006	TRANSPORTATION DISTRICT 2 VARIOUS LOCATIONS/STRUCTURE NO. AFT, AFU, CBT, CNI, DLS, JFB	137.41	137.41	0.00	STRUCTURE REPAIR	2023	314	3,455	3,769	3,411	358	0
M	STP-BR	B263004	TRANSPORTATION DISTRICT 3 VARIOUS LOCATIONS/STRUCTURE NO. APG, CWG, CWR, DIL, DIM, DNJ, FBS, FLU	52.16	52.16	0.00	STRUCTURE REPAIR	2023	742	8,165	8,907	8,060	847	0
M	STP-BR	B263005	TRANSPORTATION DISTRICT 3 VARIOUS LOCATIONS/STRUCTURE NO. AMY, AMZ, ANH	23.91	23.91	0.00	STRUCTURE REPAIR	2022	383	4,210	4,593	4,156	437	0
4	STP-BR	B264008	TRANSPORTATION DISTRICT 4 VARIOUS LOCATIONS EAST/STRUCTURE NO. DHV, BGV, BGW, DBG	195.00	195.00	0.00	STRUCTURE REPAIR	2023	207	2,280	2,487	2,251	237	0
4	STP-BR	B264009	TRANSPORTATION DISTRICT 4 VARIOUS LOCATIONS WEST/STRUCTURE NO. BEZ, BCU, BCV, BCD, BCR, DCI, BCY	93.85	93.85	0.00	STRUCTURE REPAIR	2023	249	2,740	2,989	2,705	284	0
M	STP-BR	B265001	TRANSPORTATION DISTRICT 5 VARIOUS LOCATIONS/STRUCTURE NO. CYG, FLK, DBQ	48.11	48.11	0.00	STRUCTURE REPAIR	2023	309	4,513	4,822	4,363	459	0



Wyoming Department of Transportation
5300 Bishop Blvd
Cheyenne, WY 82009

STATE TRANSPORTATION IMPROVEMENT PROJECTS ENGINEERING & CONSTRUCTION

Various County

Transportation Projects

Fiscal Year: 2026

Trans Comm Dist	Project		General Location Detail Location	Begin RM	End RM	Length	Character of Work	Cost \$1,000						
								PE FY	PE	CE & CON	TOTAL	FED	ST	OTH
M	STP	B265002	TRANSPORTATION DISTRICT 5 VARIOUS LOCATIONS/SPOT PATCHING	74.00	80.00	6.00	PAVEMENT MAINTENANCE	2025	125	3,318	3,443	3,116	327	0
5	STP	B265003	TRANSPORTATION DISTRICT 5 US 20/26 AND US 20/WY789 SLOPE STABILIZATION AND GUARDRAIL	134.80	135.00	0.20	SAFETY IMPROVEMENTS	2021	150	1,991	2,141	1,937	204	0
FY TOTAL:				6.20					\$2,969	\$36,063	\$39,032	\$35,321	\$3,712	\$0

Aeronautics Projects

Fiscal Year: 2026

Aero Comm Dist	Project		General Location		Character of Work	Cost \$1,000						
						PE FY	PE	CE & CON	TOTAL	FED	ST	OTH
M	AERO	AGMP41A	STATEWIDE		PAVEMENT MAINTENANCE		0	1,544	1,544	0	1,390	154
FY TOTAL:							\$0	\$1,544	\$1,544	\$0	\$1,390	\$154
Grand Total: 2026, Various County							\$2,969	\$37,607	\$40,576	\$35,321	\$5,102	\$154



Wyoming Department of Transportation
5300 Bishop Blvd
Cheyenne, WY 82009

STATE TRANSPORTATION IMPROVEMENT PROJECTS ENGINEERING & CONSTRUCTION

Various County

Transportation Projects

Fiscal Year: 2027

Trans Comm Dist	Project		General Location Detail Location	Begin RM	End RM	Length	Character of Work	Cost \$1,000						
								PE FY	PE	CE & CON	TOTAL	FED	ST	OTH
M	STP-PM	B211045	TRANSPORTATION DISTRICT 1 VARIOUS LOCATIONS SHELF	33.92	41.15	7.23	PAVEMENT MAINTENANCE	2020	100	2,000	2,100	1,900	200	0
5	STP-GM	B215042	TRANSPORTATION DISTRICT 5 VARIOUS LOCATIONS/WY 291/US 14A/US 20 SHELF	57.00	65.00	8.00	GUARDRAIL	2020	50	1,442	1,492	1,350	142	0
5	STP	B215043	TRANSPORTATION DISTRICT 5 VARIOUS LOCATIONS IN BIG HORN AND WASHAKIE COUNTIES SHELF	125.60	125.60	0.00	ENVIRONMENTAL	2020	50	464	514	465	49	0
M	STP-BR	B271001	TRANSPORTATION DISTRICT 1 STRUCTURE NO. ABX, ABQ, ABY	23.67	23.67	0.00	STRUCTURE REPAIR	2024	388	4,268	4,656	4,213	443	0
M	STP-BR	B271002	TRANSPORTATION DISTRICT 1 STRUCTURE NO. AXZ, BAH, BAI	335.11	335.11	0.00	BRIDGE REPLACEMENT	2023	726	7,990	8,715	7,887	829	0
M	STP-BR	B273005	TRANSPORTATION DISTRICT 3 STRUCTURE NO. DDH	0.32	0.32	0.00	BRIDGE REPLACEMENT	2024	69	1,250	1,319	1,193	125	0
M	STP-BR	B273006	TRANSPORTATION DISTRICT 3 STRUCTURE NO. AMT, ANN, APP, APQ	12.65	12.65	0.00	BRIDGE REPLACEMENT	2022	800	8,795	9,595	8,682	912	0



Wyoming Department of Transportation
5300 Bishop Blvd
Cheyenne, WY 82009

STATE TRANSPORTATION IMPROVEMENT PROJECTS ENGINEERING & CONSTRUCTION

Various County

Transportation Projects

Fiscal Year: 2027

Trans Comm Dist	Project		General Location Detail Location	Begin RM	End RM	Length	Character of Work	Cost \$1,000						
								PE FY	PE	CE & CON	TOTAL	FED	ST	OTH
M	STP-BR	B275007	TRANSPORTATION DISTRICT 5 VARIOUS LOCATIONS/STRUCTURE NO. CDE	257.01	257.01	0.00	BRIDGE REPLACEMENT	2023	159	2,345	2,504	2,266	238	0
FY TOTAL:						15.23			\$2,342	\$28,554	\$30,895	\$27,956	\$2,938	\$0
Grand Total: 2027, Various County									\$2,342	\$28,554	\$30,895	\$27,956	\$2,938	\$0

Transportation Projects

Fiscal Year: Future Year

Trans Comm Dist	Project		General Location Detail Location	Begin RM	End RM	Length	Character of Work	Cost \$1,000								
								PE FY	PE	CE & CON	TOTAL	FED	ST	OTH		
M	NHF	B184036	TRANSPORTATION DISTRICT 4 VARIOUS LOCATIONS	0.00	16.34	16.34	ITS	2017	100	3,470	3,569	3,311	258	0		
FY TOTAL:									16.34		\$100	\$3,470	\$3,569	\$3,311	\$258	\$0
Grand Total: Future Year, Various County										\$100	\$3,470	\$3,569	\$3,311	\$258	\$0	



Wyoming Department of Transportation
5300 Bishop Blvd
Cheyenne, WY 82009

STATE TRANSPORTATION IMPROVEMENT PROJECTS COUNTY TOTAL

County		Transportation Projects	Capital Improvement Projects	Communications Projects	Transit Projects	Aeronautics Projects	Total
Various	2022	\$89,202,000	\$0	\$0	\$3,209,000	\$1,322,000	\$93,733,000
	2023	\$50,324,000	\$0	\$0	\$0	\$1,378,000	\$51,702,000
	2024	\$39,600,000	\$0	\$0	\$0	\$1,433,000	\$41,033,000
	2025	\$23,070,000	\$0	\$0	\$0	\$1,489,000	\$24,559,000
	2026	\$39,032,000	\$0	\$0	\$0	\$1,544,000	\$40,576,000
	2027	\$30,895,000	\$0	\$0	\$0	\$0	\$30,895,000
	Future Year	\$3,569,000	\$0	\$0	\$0	\$0	\$3,569,000
	Total	\$275,692,000	\$0	\$0	\$3,209,000	\$7,166,000	\$286,067,000

Illustrative Projects

The following list includes projects that could be considered if Wyoming were to receive additional funding thereby allowing the State to proceed with these projects if deemed necessary. The focus of the projects listed below is on freight and economic issues the State faces and is illustrative only.

- There is a need to keep up with system preservation and improvement needs of Wyoming's transportation system. Current funding levels do not allow the state to address all of the needs. Several proposed preservation projects that address roadways, airports, buildings and emergency communications can be moved into the improvement program if funding were made available.
- Traffic studies have indicated that additional truck climbing lanes are warranted in areas of the I-80 corridor due to increasing freight movements and winter mobility issues. Climbing lanes will reduce congestion and improve the overall level of service and safety for I-80. Combined with this, additional truck parking along I-80 is needed. Several areas between Evanston and Rawlins on I-80 would benefit from additional truck parking due to this being a primary freight corridor. The area between Rawlins and Laramie experiences severe winter weather conditions and providing additional truck parking in this area would increase safety, especially during winter months.
- Provide passing lanes to improve safety, mobility and reduce congestion on various 2-lane corridors. Projects will be targeted at those corridors that are experiencing high truck/traffic volumes that have a large mix of commercial and industrial vehicles.
- WYDOT and the Wyoming Game and Fish have cooperatively developed a priority list of areas needing wildlife crossing mitigation to reduce animal vehicle crashes and foster game connectivity. A top ten list of areas have been developed to address the primary transportation crossing locations. The Wyoming legislature has passed legislation allowing for special license plates for wildlife and the fees can be used to fund these crossing areas, along with WG&F funding and other funds from NGO's. Provided sufficient funding becomes available wildlife crossings can be moved into the STIP.
- Widening of tunnels through the Wind River Canyon in Fremont County.
- Alternate Route for I-80
- Added capacity WY 212 Cheyenne College Drive/South Greely-Fox Farm Road in Laramie County.
- Added capacity WY 59 Wright-Gillette in Campbell County.

APPENDIX A

ASSIGNMENT OF PROJECT NUMBERS

The following guidelines are used to assign seven-digit project IDs.

Interstate projects begin with an "I" followed by the Linear Referencing System (LRS) number: 25, 80, 90, or 180. For I-25, I-80 and I-90, the "section" reference is next, which corresponds closely with the first county it crosses, the second county it crosses, etc. The section number ascends from west to east and south to north. The last three numbers represent the project sequence number.

Examples:	I806211	LRS number 80, section 6 (Laramie County), 211 th project
	I251099	LRS number 25, section 1 (Laramie County), 99 th project
	I180013	LRS number 180, no section needed, 13 th project

Principal Arterial National Highway System (NHS) projects begin with an "N" followed by the LRS number, section reference, and sequence number.

Examples:	N851045	LRS number 85, section 1 (Laramie County), 45 th project
	N232036	LRS number 23, section 2 (Albany County), 36 th project

Non-NHS projects with a 2-digit LRS begin with "P" followed by LRS number, section reference and sequence number.

Examples:	P182033	LRS number 18, section 2 (Carbon County), 33 rd project
	P221060	LRS number 22, section 1 (Carbon County), 60 th project

Non-NHS projects with 3-digits or more LRS are identified with the LRS number and sequence number.

Examples:	0103052	LRS number 103, 52 nd project
	1103165	LRS number 1103, 165 th project
	4200043	LRS number 4200, 43 rd project

Projects not on the federal-aid highway system (state system only) will begin with "W" followed by the LRS number and a sequence number. "U" is used if a project is located within urban limits.

Examples: W211073 LRS number 211, 73rd project
 U212013 LRS number 212, 13th project, urban limit

County road projects are identified with a "CN" followed by a 2-digit county number and 3-digit sequence number.

Examples: CN05040 Albany County, 40th project
 CN13120 Converse County, 120th project

Statewide or district-wide projects begin with "B," followed by a 2-digit fiscal year designation, the transportation district number, and a 3-digit sequence number. Statewide projects use "9" for the transportation district designation.

Examples: B201006 Construction year 2020, Transportation District 1, 6th project
 B215010 Construction year 2021, Transportation District 5, 10th project

Wildlife projects begin with "WL" followed by the transportation district designation, the construction fiscal year, and a one-digit sequence number.

Example: WL32301 Transportation District 3, Construction year 2023, 1st project

Stockpile contract projects begin with "PEG" followed by the construction fiscal year, transportation district designation, and a one-digit sequence number.

Example: PEG2111 Construction year 2021, Transportation District 1, 1st project

Damage repair projects related a natural disaster begin with "ND" followed by the year, transportation district number, and a sequence number. All other damage repair projects begin with a "DR", followed by the transportation district number, and a sequence number.

Example: ND20501 Construction year 2020, Transportation District 5, 1st project
 DR51739 Transportation District 5, 1,739th project

Authority to Render Services (ARS by contract) projects use the first four digits of the primary associated project number and end with A01, A02, etc. (more than one ARS may be combined with a project).

Example: N345A01, N345A02, N345A03, PEG3A01

Transportation Alternative Projects begin with “CD” followed by the year, transportation district number, and a sequence number.

Example: CD19201 Construction year 2019, Transportation District 2, 1st project

Congestion Mitigation projects begin with “CM” followed by the year, transportation district number, and a sequence number.

Example: CM19101 Construction year 2019, Transportation District 1, 1st project

Statewide projects not on highways, such as bridge inspections or archaeological evaluations use a 2-digit abbreviation, followed by the fiscal year and a sequence number.

Examples: IT20001 ITS Yearly Project, fiscal year 2020, 1st project
 MS21001 Bridge Inspections, fiscal year 2021, 1st project

Aeronautics projects begin with “A,” followed by the first two digits of the airport’s FAA identifier, then a 3-digit sequence number, and a letter denoting the phase of a project, which is used when more than one year of funding is required to complete the work.

Example: ALAR27F Laramie, 27th project, phase F (ABCDEF) 6th year

Transit projects begin with “FT” and the fiscal year, followed by a sequence number.

Example: FT20002 Fiscal year 2020, 2nd project

Communications projects begin with WLNK followed by a sequence number.

Example: WLNK005 Fifth WYOLink project

Capital Improvement projects begin with PEB followed by a sequence number.

Example: PEB2022

FAST ACT PREFIX DESIGNATION
FEDERAL PROJECTS

Prefix	Description
AERO	Aeronautics
BUILD	Better Utilizing Investments To Leverage Development/Discretionary
CD	Community Development
CM	Congestion Mitigation Air Quality
CPG	Consolidated Planning Grant
CRISI	Consolidated Rail Infrastructure & Safety Improvement
ER	Emergency Relief 100% Federal
FTA	Federal Transit Administration Rural Mass Transit
HIP	Highway Infrastructure Program (Omnibus)
HRRR	High Risk Rural Roads
HSIP	Highway Safety Improvement Program
INFRA	Infrastructure For Rebuilding America/Discretionary
ITS	Intelligent Transportation System
NHF	National Highway Freight Program
NHPP	National Highway Performance Program Non-Interstate
NHPPI	National Highway Performance Program Interstate
NHPP-BR	National Highway Performance Program - Bridge Replacement And Rehabilitation
NHPP-GM	National Highway Performance Program - Construction Maintenance Program - General Maintenance
NHPP-PM	National Highway Performance Program - Construction Maintenance Program - Pavement Maintenance
NHPP-PO	National Highway Performance Program - Construction Maintenance Program - Pavement Overlay/Resurfacing
NHPP-RA	National Highway Performance Program Rest Area Project
NHPP-RF	National Highway Performance Program - Construction Maintenance Program - Right-Of-Way Fence
NHPP-SF	National Highway Performance Program - Construction Maintenance Program - Snow Fence
NHPP-SR	National Highway Performance Program - Construction Maintenance Program - Structure Repair
NRT	National Recreational Trail
RHC	Rail-Highway Crossings
RHC-P	Rail-Highway Crossings-Protective Devices
STIC	State Transportation Innovation Council
STP	Surface Transportation Program
STP-BR	Bridge Replacement And Rehabilitation
STP-BROS	Bridge Replacement And Rehabilitation - Off System
STP-CR	Surface Transportation Program Commission Road Improvement Program

FAST ACT PREFIX DESIGNATION
FEDERAL PROJECTS

Prefix	Description
STP-E	Surface Transportation Program - Enhancement
STP-GM	Surface Transportation Program - Construction Maintenance Program - General Maintenance
STP-PM	Surface Transportation Program - Construction Maintenance Program - Pavement Maintenance
STP-PO	Surface Transportation Program - Construction Maintenance Program - Pavement Overlay/Resurfacing
STP-RA	Surface Transportation Program Rest Area Project
STP-RF	Surface Transportation Program - Construction Maintenance Program - Right-Of-Way Fence
STP-SF	Surface Transportation Program - Construction Maintenance Program - Snow Fence
STP-SR	Surface Transportation Program - Construction Maintenance Program - Structure Repair
STPU	Surface Transportation Program Urban
STPU CA	Surface Transportation Program Urban Casper
STPU CH	Surface Transportation Program Urban Cheyenne
STPU CO	Surface Transportation Program Urban Cody
STPU DO	Surface Transportation Program Urban Douglas
STPU EV	Surface Transportation Program Urban Evanston
STPU GI	Surface Transportation Program Urban Gillette
STPU GR	Surface Transportation Program Urban Green River
STPU LA	Surface Transportation Program Urban Laramie
STPU LN	Surface Transportation Program Urban Lander
STPU PO	Surface Transportation Program Urban Powell
STPU RI	Surface Transportation Program Urban Riverton
STPU RO	Surface Transportation Program Urban Rock Springs
STPU RW	Surface Transportation Program Urban Rawlins
STPU SH	Surface Transportation Program Urban Sheridan
STPU TO	Surface Transportation Program Urban Torrington
STPU WO	Surface Transportation Program Urban Worland
TIDP	Technology And Innovation Deployment Program - Demo Project

FAST ACT PREFIX DESIGNATION
STATE PROJECTS

Prefix	Description
ARSCT	Authority For Rendering Service Contract
CIP	Capital Improvement Project
CMP GM	Contract Maintenance Program General Maintenance
CMP PM	Contract Maintenance Program Pavement Maintenance
CMP PO	Contract Maintenance Program Pavement Overlay
CMP RF	Contract Maintenance Program Right Of Way Fence
CMP SF	Contract Maintenance Program Snow Fence
CMP SR	Contract Maintenance Program Structure Repair
DR	Damage Repair
GCP	Grade Crossing Protection
IRP	Industrial Road Project
PEG	Property & Equipment – Stockpiles
RHQ-SLXX	Rail Highway Quiet Zones (XX=Year Money Was Allocated) - Match Varies By County Valuation
SCP	State Construction Project
SCP-TC	State Construction Project - Ten Cent
SCP-TC-BR	State Construction Project - Ten Cent - Bridge Replacement and Rehabilitation
SPR	State Park Road
SSP TO	State Safety Project Traffic Operations